

# NEMA 4, 12, and 13 Wall-Mount Pushbutton



## Applications

Designed to offer protection for oil-tight pushbuttons, switches, and pilot lights from dust, water, dirt and oil.

## Construction

- 16-gauge carbon steel
- Continuously-welded seams
- Captivated cover screws thread into sealed wells.
- 4-way pushbutton holes accept all brands of oil-tight pushbuttons, switches and pilot lights.
- Hole diameter is 1.20in [30.5 mm] or 0.87in [22.5 mm]
- Fully-removable cover
- Poured-in-place oil- and water-resistant gasket
- Welded mounting provision top and bottom of back

## Finish

- ANSI 61 gray or RAL 1018 yellow powder coated inside and out

## Listings

- NEMA Type 4, 12, and 13
- cULus Listed Type 4 and 12 [File E69392]
- IEC 60529 IP66



## Shipping Schedule

Same day

1 - 15 days

Color indicates shipping lead time in business days.

## NEMA 4, 12, and 13 Wall-Mount Pushbutton

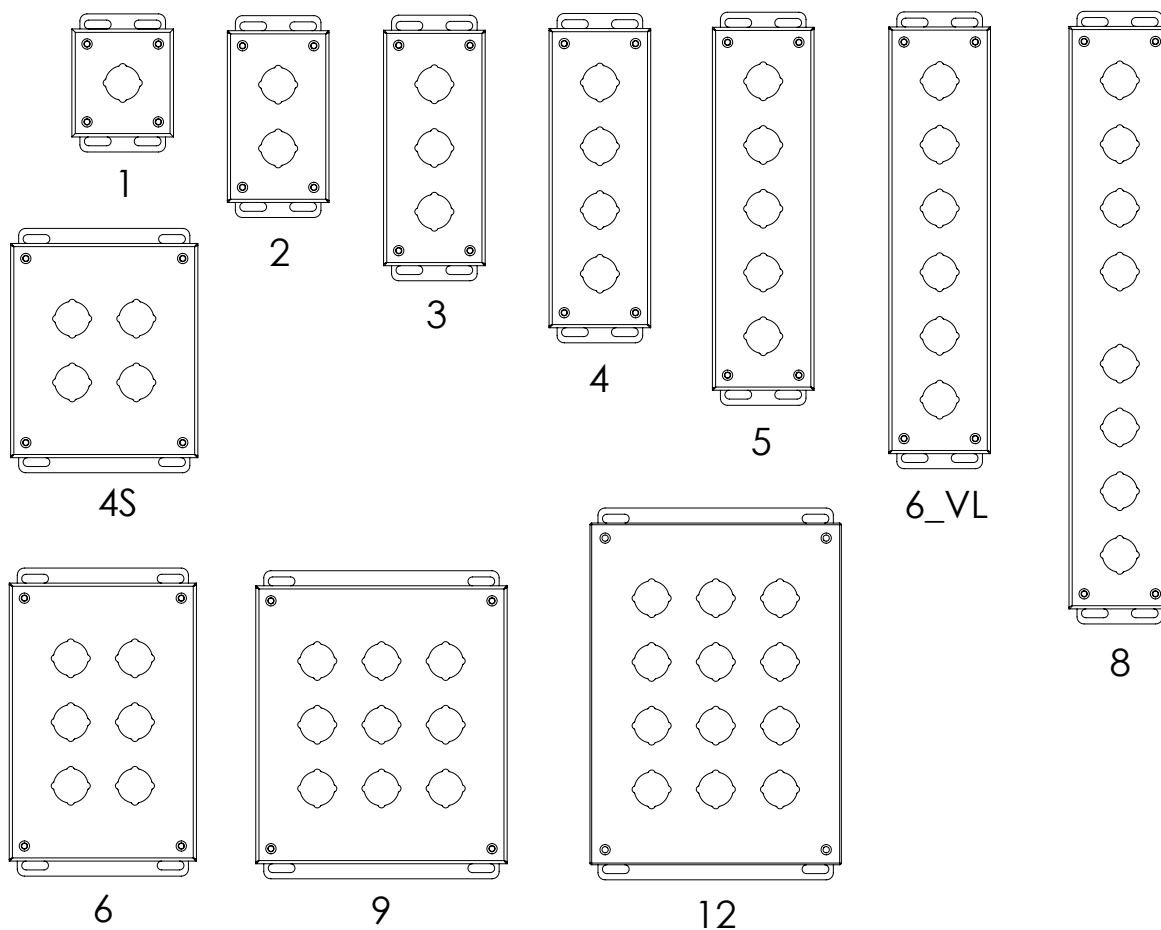
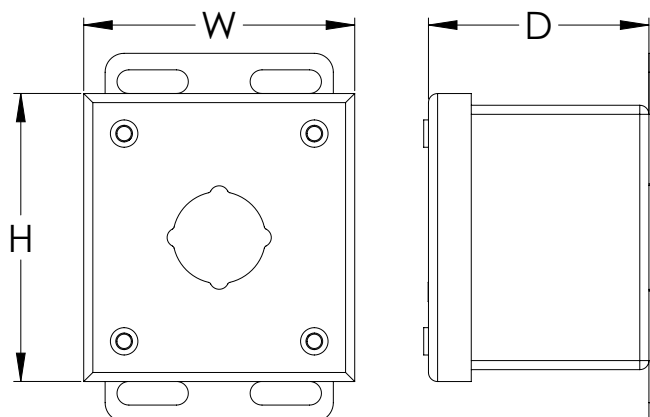
ANSI 61 Gray			RAL 1018 Yellow		Size HxWxD	Holes	Drawing Link
22mm	30mm	Price	30mm	Price			
<a href="#">SCE-1PBI</a>	<a href="#">SCE-1PB</a>	\$56.00	<a href="#">SCE-1PB-RAL1018</a>	\$69.00	3.81 x 3.56 x 2.91 [97 x 90 x 74]	1	<a href="#">PDF</a>
<a href="#">SCE-2PBI</a>	<a href="#">SCE-2PB</a>	\$65.00	<a href="#">SCE-2PB-RAL1018</a>	\$79.00	6.06 x 3.56 x 2.91 [154 x 90 x 74]	2	<a href="#">PDF</a>
<a href="#">SCE-3PBI</a>	<a href="#">SCE-3PB</a>	\$73.00	<a href="#">SCE-3PB-RAL1018</a>	\$89.00	8.31 x 3.56 x 2.91 [211 x 90 x 74]	3	<a href="#">PDF</a>
<a href="#">SCE-4PBI</a>	<a href="#">SCE-4PB</a>	\$81.00	<a href="#">SCE-4PB-RAL1018</a>	\$98.00	10.56 x 3.56 x 2.91 [268 x 90 x 74]	4	<a href="#">PDF</a>
<a href="#">SCE-4SPBI</a>	<a href="#">SCE-4SPB</a>	\$90.00	—	—	7.56 x 6.56 x 3.16 [192 x 167 x 80]	4	<a href="#">PDF</a>
<a href="#">SCE-5PBI</a>	<a href="#">SCE-5PB</a>	\$89.00	<a href="#">SCE-5PB-RAL1018</a>	\$108.00	12.81 x 3.56 x 2.91 [325 x 90 x 74]	5	<a href="#">PDF</a>
<a href="#">SCE-6PBI</a>	<a href="#">SCE-6PB</a>	\$103.00	—	—	9.81 x 6.56 x 3.16 [249 x 167 x 80]	6	<a href="#">PDF</a>
<a href="#">SCE-6PBVL</a>	<a href="#">SCE-6PBVL</a>	\$97.00	—	—	15.06 x 3.56 x 2.91 [383 x 90 x 74]	6	<a href="#">PDF</a>
<a href="#">SCE-8PBI</a>	<a href="#">SCE-8PB</a>	\$116.00	—	—	20.56 x 3.56 x 2.91 [522 x 90 x 74]	8	<a href="#">PDF</a>
<a href="#">SCE-9PBI</a>	<a href="#">SCE-9PB</a>	\$119.00	—	—	9.81 x 8.81 x 3.16 [249 x 224 x 80]	9	<a href="#">PDF</a>
<a href="#">SCE-12PBI</a>	<a href="#">SCE-12PB</a>	\$134.00	—	—	12.06 x 8.81 x 3.16 [306 x 224 x 80]	12	<a href="#">PDF</a>

Note: Dimensions in inches [millimeters].

# NEMA 4, 12, and 13 Wall-Mount Pushbutton



## Dimensions



# NEMA 4, 12, and 13 Extra-Deep Wall-Mount Pushbutton



## Applications

Designed to offer protection for oil-tight pushbuttons, switches, and pilot lights from dust, water, dirt and oil.

## Construction

- 16-gauge carbon steel
- Continuously-welded seams
- Captivated cover screws thread into sealed wells.
- 4-way pushbutton holes accept all brands of oil-tight pushbuttons, switches and pilot lights
- Hole diameter is 1.20in [30.5 mm] or 0.87in [22.5 mm]
- Poured-in-place oil- and water-resistant gasket
- Welded mounting provision top and bottom of back

## Finish

- ANSI 61 gray or RAL 1018 yellow powder coated inside and out

## Listings

- NEMA Type 4, 12 and 13
- cULus Listed Type 4 and 12 [File E69392]
- IEC 60529 IP66



## Shipping Schedule

Same day	1 - 15 days
----------	-------------

Color indicates shipping lead time in business days.

## NEMA 4, 12, and 13 Extra-Deep Wall-Mount Pushbutton

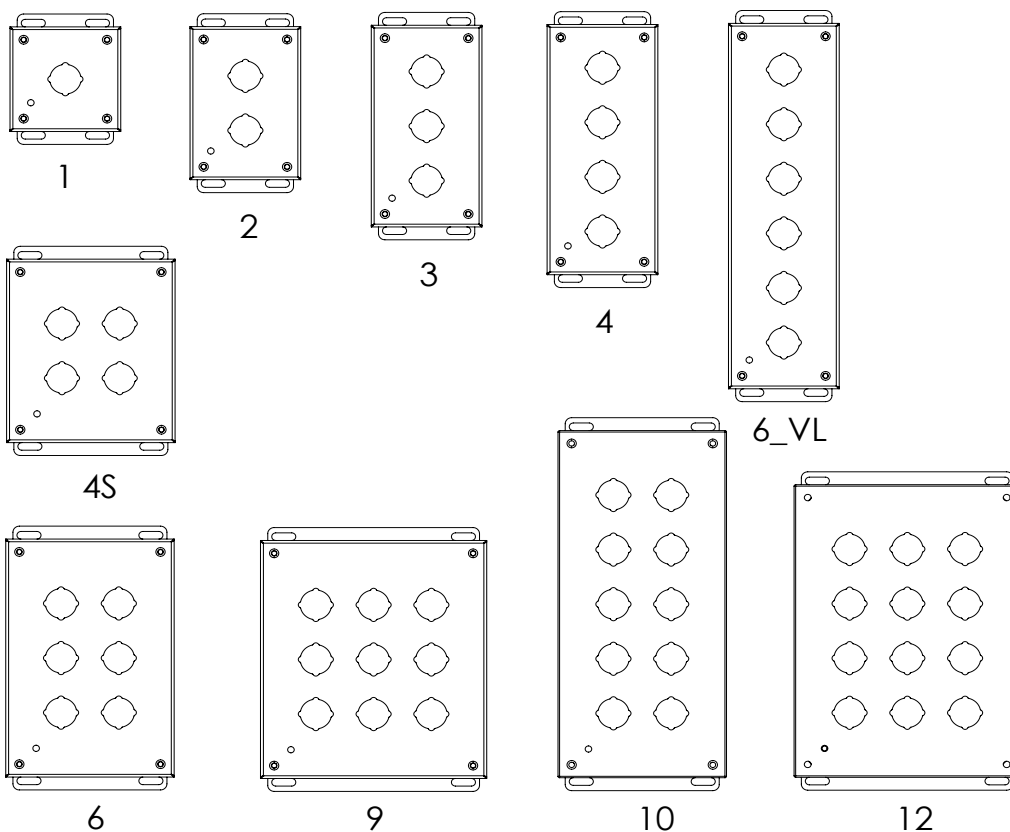
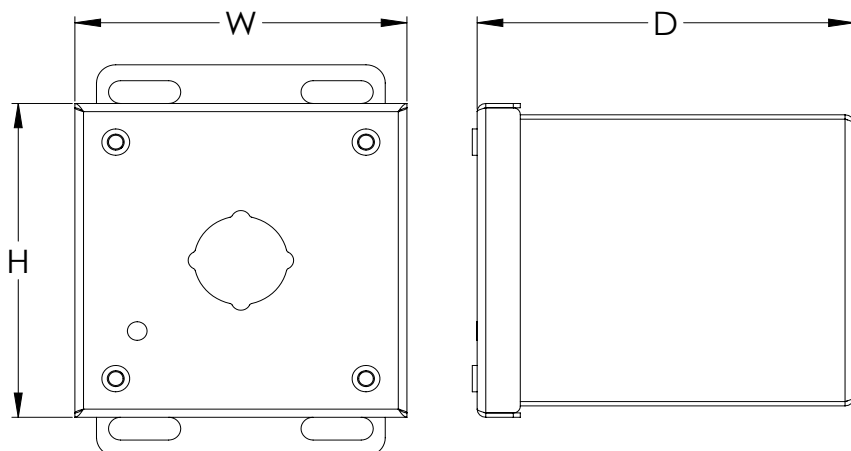
ANSI 61 Gray			RAL 1018 Yellow		Size HxWxD	Holes	Drawing Link
22mm	30mm	Price	30mm	Price			
<a href="#">SCE-1PBXI</a>	<a href="#">SCE-1PBX</a>	\$73.00	<a href="#">SCE-1PBX-RAL1018</a>	\$86.00	4.31 x 4.31 x 4.91 [109 x 109 x 125]	1	<a href="#">PDF</a>
<a href="#">SCE-2PBXI</a>	<a href="#">SCE-2PBX</a>	\$84.00	<a href="#">SCE-2PBX-RAL1018</a>	\$99.00	6.31 x 4.31 x 4.91 [160 x 109 x 125]	2	<a href="#">PDF</a>
<a href="#">SCE-3PBXI</a>	<a href="#">SCE-3PBX</a>	\$95.00	<a href="#">SCE-3PBX-RAL1018</a>	\$111.00	8.31 x 4.31 x 4.91 [211 x 109 x 125]	3	<a href="#">PDF</a>
<a href="#">SCE-4PBXI</a>	<a href="#">SCE-4PBX</a>	\$105.00	<a href="#">SCE-4PBX-RAL1018</a>	\$123.00	10.31 x 4.31 x 4.91 [262 x 109 x 125]	4	<a href="#">PDF</a>
<a href="#">SCE-4SPBXI</a>	<a href="#">SCE-4SPBX</a>	\$106.00	<a href="#">SCE-4SPBX-RAL1018</a>	\$119.00	7.56 x 6.56 x 4.91 [192 x 167 x 125]	4	<a href="#">PDF</a>
—	—	—	<a href="#">SCE-5PBX-RAL1018</a>	\$136.00	12.31 x 4.31 x 4.91 [313 x 109 x 125]	5	<a href="#">PDF</a>
<a href="#">SCE-6PBXI</a>	<a href="#">SCE-6PBX</a>	\$123.00	<a href="#">SCE-6PBX-RAL1018</a>	\$147.00	9.81 x 6.56 x 4.91 [249 x 167 x 125]	6	<a href="#">PDF</a>
<a href="#">SCE-6PBXVLI</a>	<a href="#">SCE-6PBXVL</a>	\$123.00	—	—	15.06 x 4.31 x 4.91 [383 x 109 x 125]	6	<a href="#">PDF</a>
<a href="#">SCE-9PBXI</a>	<a href="#">SCE-9PBX</a>	\$139.00	—	—	9.81 x 8.81 x 4.91 [249 x 224 x 125]	9	<a href="#">PDF</a>
<a href="#">SCE-10PBXI</a>	<a href="#">SCE-10PBX</a>	\$152.00	—	—	14.31 x 6.56 x 4.91 [363 x 167 x 125]	10	<a href="#">PDF</a>
<a href="#">SCE-12PBXI</a>	<a href="#">SCE-12PBX</a>	\$160.00	—	—	12.06 x 8.81 x 4.91 [306 x 224 x 125]	12	<a href="#">PDF</a>

Note: Dimensions in inches [millimeters].

# NEMA 4, 12, and 13 Extra-Deep Wall-Mount Pushbutton



## Dimensions





# NEMA 4, 12, and 13 22mm Wall-Mount Pushbutton



## Applications

Designed to offer protection for miniature oil-tight pushbuttons, switches, and pilot lights from dust, water, dirt and oil.

## Construction

- 16-gauge carbon steel
- Continuously-welded seams
- Captivated cover screws thread into sealed wells.
- 4-way miniature pushbutton holes accept all brands of oil-tight pushbuttons, switches and pilot lights.
  - Hole diameter is 0.87in [22.5 mm]
- Fully-removable cover
- Poured-in-place oil- and water-resistant gasket
- Welded mounting provision top and bottom of back

## Finish

- ANSI 61 gray powder coated inside and out

## Listings

- NEMA Type 4, 12 and 13
- cuULlisted Type 4 and 12 [File E69392]
- IEC 60529 IP66



### Shipping Schedule

Same day	1 - 15 days
----------	-------------

Color indicates shipping lead time in business days.

### NEMA 4, 12, and 13 22mm Wall-Mount Pushbutton

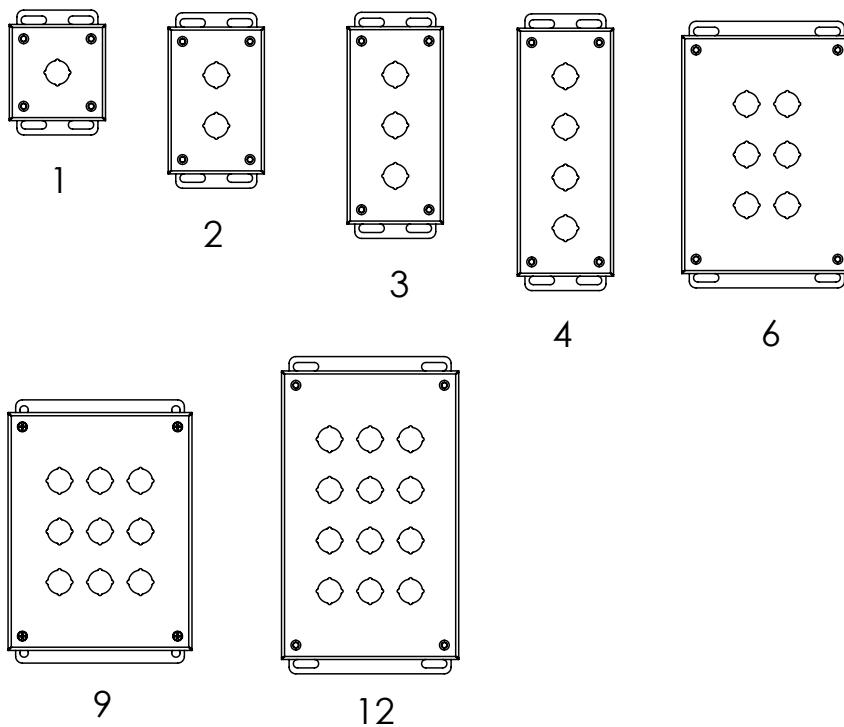
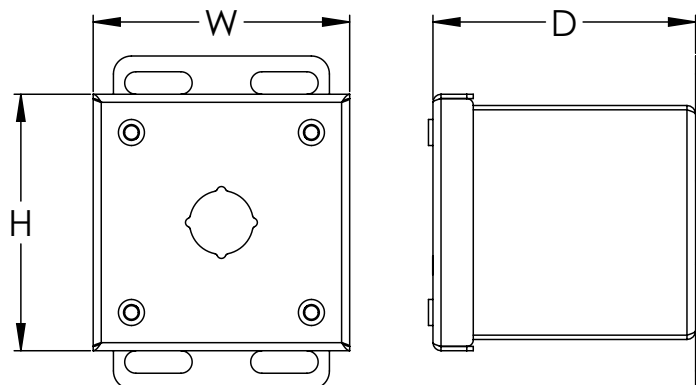
Part Number	Price	Size HxWxD	Holes	Drawing Link
<a href="#">SCE-1PBGX</a>	\$65.00	3.56 x 3.56 x 3.66 [90 x 90 x 93]	1	<a href="#">PDF</a>
<a href="#">SCE-2PBGX</a>	\$71.00	5.44 x 3.56 x 3.66 [138 x 90 x 93]	2	<a href="#">PDF</a>
<a href="#">SCE-3PBGX</a>	\$79.00	7.31 x 3.56 x 3.66 [186 x 90 x 93]	3	<a href="#">PDF</a>
<a href="#">SCE-4PBGX</a>	\$87.00	9.19 x 3.56 x 3.66 [233 x 90 x 93]	4	<a href="#">PDF</a>
<a href="#">SCE-6PBGX</a>	\$111.00	8.81 x 6.31 x 4.56 [224 x 160 x 116]	6	<a href="#">PDF</a>
<a href="#">SCE-9PBGX</a>	\$123.00	8.81 x 6.81 x 4.56 [224 x 173 x 116]	9	<a href="#">PDF</a>
<a href="#">SCE-12PBGX</a>	\$137.00	10.69 x 6.56 x 4.56 [272 x 167 x 116]	12	<a href="#">PDF</a>

Note: Dimensions in inches [millimeters].

# NEMA 4, 12, and 13 22mm Wall-Mount Pushbutton



## Dimensions



# NEMA 4, 12, and 13 Extra-Large Wall-Mount Pushbutton



## Applications

Designed to offer protection for oil-tight pushbuttons, switches, and pilot lights from dust, water, dirt and oil.

## Construction

- 16-gauge carbon steel
- Continuously-welded seams
- Captivated cover screws thread into sealed wells.
- 4-way pushbutton holes accept all brands of oil-tight pushbuttons, switches and pilot lights.
- Hole diameter is 1.20in [30.5 mm] or 0.87in [22.5 mm]
- Poured-in-place oil- and water-resistant gasket
- Provisions for subpanel
- Ground stud on door and body
- Bolt-on continuous hinge with stainless steel hinge pin
- Welded mounting provision top and bottom of back

## Finish

- ANSI 61 gray powder coated inside and out
- Optional subpanels are powder coated white.

## Listings

- NEMA Type 4, 12, and 13
- cULus Listed Type 4 and 12 [File E69392]
- IEC 60529 IP66



### Shipping Schedule

Same day

1 - 15 days

Color indicates shipping lead time in business days.

## NEMA 4, 12, and 13 Extra-Large Wall-Mount Pushbutton

22mm	30mm	Price	Size HxWxD	Holes	Drawing Link	Optional Subpanel	Price
<a href="#"><u>SCE-4SPBH</u></a>	<a href="#"><u>SCE-4SPBH</u></a>	\$138.00	8.38 x 8.31 x 6.20 [213 x 211 x 157]	4	<a href="#"><u>PDF</u></a>	<a href="#"><u>SCE-8P8</u></a>	\$6.75
<a href="#"><u>SCE-6PBH</u></a>	<a href="#"><u>SCE-6PBH</u></a>	\$158.00	10.38 x 8.31 x 6.20 [264 x 211 x 157]	6	<a href="#"><u>PDF</u></a>	<a href="#"><u>SCE-10P8</u></a>	\$8.00
<a href="#"><u>SCE-9PBH</u></a>	<a href="#"><u>SCE-9PBH</u></a>	\$184.00	10.38 x 10.31 x 6.20 [264 x 262 x 157]	9	<a href="#"><u>PDF</u></a>	<a href="#"><u>SCE-10P10</u></a>	\$9.25
<a href="#"><u>SCE-12PBH</u></a>	<a href="#"><u>SCE-12PBH</u></a>	\$209.00	12.38 x 10.31 x 6.20 [314 x 262 x 157]	12	<a href="#"><u>PDF</u></a>	<a href="#"><u>SCE-12P10</u></a>	\$10.75
<a href="#"><u>SCE-16PBH</u></a>	<a href="#"><u>SCE-16PBH</u></a>	\$238.00	12.38 x 12.31 x 6.20 [314 x 313 x 157]	16	<a href="#"><u>PDF</u></a>	<a href="#"><u>SCE-12P12</u></a>	\$12.50

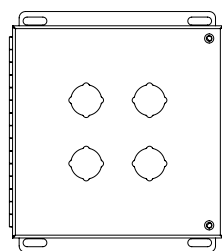
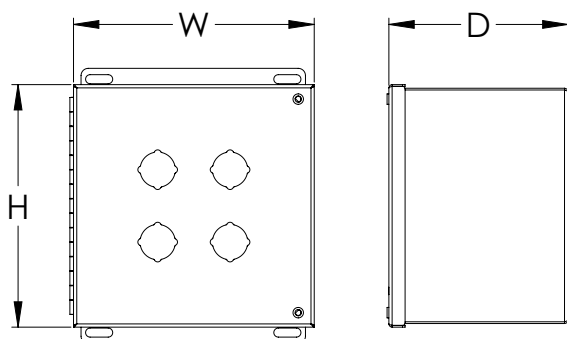
Note: Dimensions in inches [millimeters].

# NEMA 4, 12, and 13 Extra-Large Wall-Mount Pushbutton

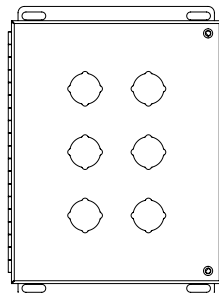


*Your Enclosure Source®*

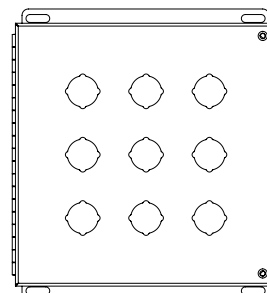
## Dimensions



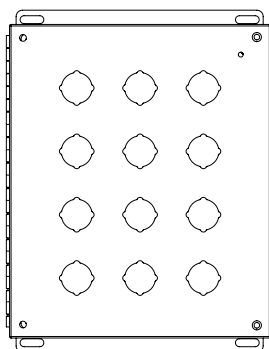
4S



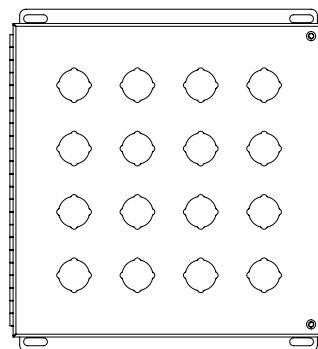
6



9



12



16

# NEMA 4,12, and 13 Pushbutton Console



Your Enclosure Source®



## Applications

Designed to offer protection for all standard brands of oil-tight pushbuttons, switches, and pilot lights where slanted surfaces are desired. It offers protection from dust, dirt, oil and water.

## Construction

- 16-gauge carbon steel
- Continuously-welded seams
- Captivated cover screws thread into sealed wells.
- 4-way pushbutton holes accept all brands of oil-tight pushbuttons, switches and pilot lights
- Hole diameter is 1.20in [30.5mm] or 0.87in [22.5mm]
- Fully-removable cover
- Poured-in-place oil- and water-resistant gasket
- Mounting feet included
- Provisions for subpanel

## Finish

- ANSI 61 gray powder coated inside and out
- Optional subpanels are powder coated white.

## Listings

- NEMA Type 4, 12, and 13
- cULus Listed Type 4 and 12 [File E69392]
- IEC 60529 IP66



## Shipping Schedule

Same day

1 - 15 days

Color indicates shipping lead time in business days.

## NEMA 4, 12, and 13 Pushbutton Console

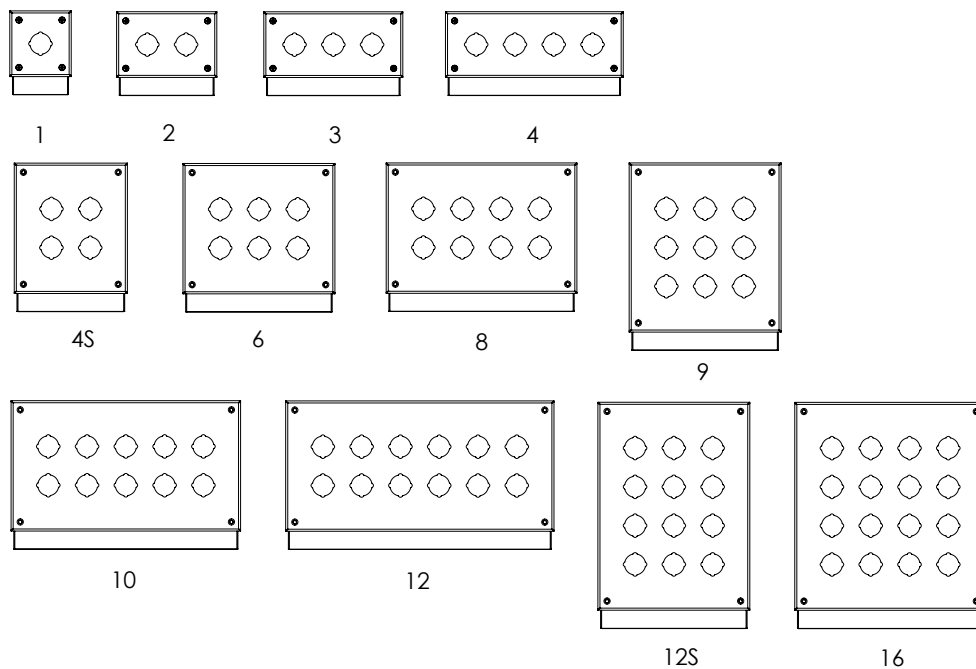
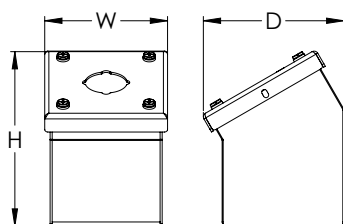
22mm	30mm	Price	Size HxWxD	Holes	Drawing Link	Optional Subpanel	Price
<a href="#">SCE-1PBAI</a>	<a href="#">SCE-1PBA</a>	\$84.00	4.08 x 3.56 x 5.08 [104 x 90 x 129]	1	<a href="#">PDF</a>	—	—
<a href="#">SCE-2PBAI</a>	<a href="#">SCE-2PBA</a>	\$97.00	4.08 x 5.81 x 5.08 [104 x 148 x 129]	2	<a href="#">PDF</a>	—	—
<a href="#">SCE-3PBAI</a>	<a href="#">SCE-3PBA</a>	\$110.00	4.08 x 8.06 x 5.08 [104 x 205 x 129]	3	<a href="#">PDF</a>	—	—
<a href="#">SCE-4PBAI</a>	<a href="#">SCE-4PBA</a>	\$124.00	4.08 x 10.31 x 5.08 [104 x 262 x 129]	4	<a href="#">PDF</a>	—	—
<a href="#">SCE-4SPBAI</a>	<a href="#">SCE-4SPBA</a>	\$139.00	7.32 x 6.56 x 6.95 [186 x 167 x 177]	4	<a href="#">PDF</a>	<a href="#">SCE-6P6</a>	\$5.00
<a href="#">SCE-6PBAI</a>	<a href="#">SCE-6PBA</a>	\$161.00	7.32 x 8.81 x 6.95 [186 x 224 x 177]	6	<a href="#">PDF</a>	<a href="#">SCE-8P6</a>	\$5.75
<a href="#">SCE-8PBAI</a>	<a href="#">SCE-8PBA</a>	\$182.00	7.32 x 11.06 x 6.95 [186 x 281 x 177]	8	<a href="#">PDF</a>	<a href="#">SCE-10P6</a>	\$6.75
<a href="#">SCE-9PBAI</a>	<a href="#">SCE-9PBA</a>	\$203.00	7.32 x 13.31 x 6.95 [186 x 338 x 177]	10	<a href="#">PDF</a>	<a href="#">SCE-12P6</a>	\$7.50
<a href="#">SCE-10PBAI</a>	<a href="#">SCE-10PBA</a>	\$190.00	9.27 x 8.81 x 8.07 [235 x 224 x 205]	9	<a href="#">PDF</a>	<a href="#">SCE-8P8</a>	\$6.75
<a href="#">SCE-12PBAI</a>	<a href="#">SCE-12PBA</a>	\$221.00	7.32 x 15.56 x 6.95 [186 x 395 x 177]	12	<a href="#">PDF</a>	<a href="#">SCE-14P6</a>	\$8.25
<a href="#">SCE-12SPBAI</a>	<a href="#">SCE-12SPBA</a>	\$211.00	11.22 x 8.81 x 9.21 [285 x 224 x 234]	12	<a href="#">PDF</a>	<a href="#">SCE-10P8</a>	\$8.00
<a href="#">SCE-16PBAI</a>	<a href="#">SCE-16PBA</a>	\$236.00	11.22 x 11.06 x 9.21 [285 x 281 x 234]	16	<a href="#">PDF</a>	<a href="#">SCE-10P10</a>	\$9.25

Note: Dimensions in inches [millimeters].

# NEMA 4,12, and 13 Pushbutton Console



## Dimensions



# NEMA 4, 4X, 12, and 13 30mm Stainless Steel Wall-Mount Pushbutton



Your Enclosure Source®



## Applications

Designed to house standard pushbuttons, switches and pilot lights in wet and hosed down areas and in corrosive atmospheres.

## Construction

- 16-gauge stainless steel Type 304 or 316/316L
- Continuously-welded seams
- Captivated cover screws thread into sealed wells.
- 4-way pushbutton holes accept all brands of oil-tight pushbuttons, switches and pilot lights.
  - Hole diameter is 1.20in [30.5 mm]
- Fully-removable cover
- Poured-in-place oil- and water-resistant gasket
- Welded mounting provision top and bottom of back

## Finish

- #4 brushed finish on all exterior surfaces

## Listings

- NEMA Type 4, 4X, 12, and 13
- cULus Listed Type 4, 4X, and 12 [File E69392]
- IEC 60529 IP66



## Shipping Schedule

Same day

1 - 15 days

Color indicates shipping lead time in business days.

## 30mm NEMA 4, 4X, 12, and 13 Stainless Steel Wall-Mount Pushbutton

304 Stainless Steel	Price	316L Stainless Steel	Price	Size HxWxD	Holes	Drawing Link
<a href="#">SCE-1PBSS</a>	\$149.00	<a href="#">SCE-1PBSS6</a>	\$185.00	3.81 x 3.56 x 2.91 [97 x 90 x 74]	1	<a href="#">PDF</a>
<a href="#">SCE-1PBXSS</a>	\$198.00	<a href="#">SCE-1PBXSS6</a>	\$247.00	4.31 x 4.31 x 4.91 [109 x 109 x 125]	1	<a href="#">PDF</a>
<a href="#">SCE-2PBSS</a>	\$186.00	<a href="#">SCE-2PBSS6</a>	\$232.00	6.06 x 3.56 x 2.91 [154 x 90 x 74]	2	<a href="#">PDF</a>
<a href="#">SCE-2PBXSS</a>	\$248.00	<a href="#">SCE-2PBXSS6</a>	\$309.00	6.31 x 4.31 x 4.91 [160 x 109 x 125]	2	<a href="#">PDF</a>
<a href="#">SCE-3PBSS</a>	\$203.00	<a href="#">SCE-3PBSS6</a>	\$253.00	8.31 x 3.56 x 2.91 [211 x 90 x 74]	3	<a href="#">PDF</a>
<a href="#">SCE-3PBXSS</a>	\$264.00	—	—	8.31 x 4.31 x 4.91 [211 x 109 x 125]	3	<a href="#">PDF</a>
<a href="#">SCE-4PBSS</a>	\$230.00	<a href="#">SCE-4PBSS6</a>	\$286.00	10.56 x 3.56 x 2.91 [268 x 90 x 74]	4	<a href="#">PDF</a>
<a href="#">SCE-4PBXSS</a>	\$274.00	<a href="#">SCE-4PBXSS6</a>	\$341.00	10.31 x 4.31 x 4.91 [262 x 109 x 125]	4	<a href="#">PDF</a>
<a href="#">SCE-4SPBSS</a>	\$253.00	<a href="#">SCE-4SPBSS6</a>	\$315.00	7.56 x 6.56 x 3.16 [192 x 167 x 80]	4	<a href="#">PDF</a>
<a href="#">SCE-6PBSS</a>	\$302.00	<a href="#">SCE-6PBSS6</a>	\$376.00	9.81 x 6.56 x 3.16 [249 x 167 x 80]	6	<a href="#">PDF</a>
<a href="#">SCE-9PBSS</a>	\$341.00	<a href="#">SCE-9PBSS6</a>	\$425.00	9.81 x 8.81 x 3.16 [249 x 224 x 80]	9	<a href="#">PDF</a>
<a href="#">SCE-12PBSS</a>	\$390.00	<a href="#">SCE-12PBSS6</a>	\$485.00	12.06 x 8.81 x 3.16 [306 x 224 x 80]	12	<a href="#">PDF</a>

Note: Dimensions in inches [millimeters].

# NEMA 4, 4X, 12, and 13 22mm Stainless Steel Wall-Mount Pushbutton



## Applications

Designed to offer protection for oil-tight pushbuttons, switches, and pilot lights in wet and hosed down areas and in corrosive atmospheres.

## Construction

- 16-gauge stainless steel Type 304 or 316/316L
- Continuously-welded seams
- Captivated cover screws thread into sealed wells.
- 4-way pushbutton holes accept all brands of oil-tight pushbuttons, switches and pilot lights.
- Hole diameter is 0.87in [22.5 mm]
- Fully-removable cover
- Poured-in-place oil- and water-resistant gasket
- Welded mounting provision top and bottom of back

## Finish

- #4 brushed finish on all exterior surfaces

## Listings

- NEMA Type 4, 4X, 12, and 13
- cULus Listed Type 4, 4X, and 12 [File E69392]
- IEC 60529 IP66



## Shipping Schedule

Same day

1 - 15 days

Color indicates shipping lead time in business days.

## NEMA 4, 4X, 12, and 13 22mm Stainless Steel Wall-Mount Pushbutton

304 Stainless Steel	Price	316L Stainless Steel	Price	Size HxWxD	Holes	Drawing Link
<a href="#"><u>SCE-1PBSSI</u></a>	\$149.00	<a href="#"><u>SCE-1PBSS6I</u></a>	\$185.00	3.81 x 3.56 x 2.91 [97 x 90 x 74]	1	<a href="#"><u>PDF</u></a>
<a href="#"><u>SCE-1PBXSSI</u></a>	\$198.00	<a href="#"><u>SCE-1PBXSS6I</u></a>	\$247.00	4.31 x 4.31 x 4.91 [109 x 109 x 125]	1	<a href="#"><u>PDF</u></a>
<a href="#"><u>SCE-2PBSSI</u></a>	\$186.00	<a href="#"><u>SCE-2PBSS6I</u></a>	\$232.00	6.06 x 3.56 x 2.91 [154 x 90 x 74]	2	<a href="#"><u>PDF</u></a>
<a href="#"><u>SCE-3PBSSI</u></a>	\$203.00	<a href="#"><u>SCE-3PBSS6I</u></a>	\$253.00	8.31 x 3.56 x 2.91 [211 x 90 x 74]	3	<a href="#"><u>PDF</u></a>
<a href="#"><u>SCE-4PBSSI</u></a>	\$230.00	<a href="#"><u>SCE-4PBSS6I</u></a>	\$286.00	10.56 x 3.56 x 2.91 [268 x 90 x 74]	4	<a href="#"><u>PDF</u></a>
<a href="#"><u>SCE-4PBXSSI</u></a>	\$274.00	<a href="#"><u>SCE-4PBXSS6I</u></a>	\$341.00	10.31 x 4.31 x 4.91 [262 x 109 x 125]	4	<a href="#"><u>PDF</u></a>
<a href="#"><u>SCE-4SPBSSI</u></a>	\$253.00	<a href="#"><u>SCE-4SPBSS6I</u></a>	\$315.00	7.56 x 6.56 x 3.16 [192 x 167 x 80]	4	<a href="#"><u>PDF</u></a>
<a href="#"><u>SCE-6PBSSI</u></a>	\$302.00	<a href="#"><u>SCE-6PBSS6I</u></a>	\$376.00	9.81 x 6.56 x 3.16 [249 x 167 x 80]	6	<a href="#"><u>PDF</u></a>
<a href="#"><u>SCE-9PBSSI</u></a>	\$341.00	<a href="#"><u>SCE-9PBSS6I</u></a>	\$425.00	9.81 x 8.81 x 3.16 [249 x 224 x 80]	9	<a href="#"><u>PDF</u></a>
<a href="#"><u>SCE-12PBSSI</u></a>	\$390.00	<a href="#"><u>SCE-12PBSS6I</u></a>	\$485.00	12.06 x 8.81 x 3.16 [306 x 224 x 80]	12	<a href="#"><u>PDF</u></a>

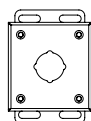
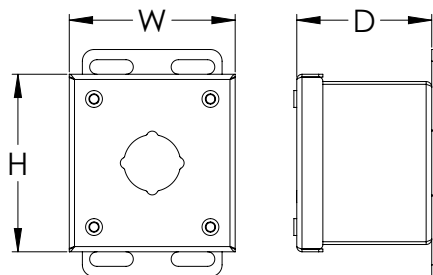
Note: Dimensions in inches [millimeters].



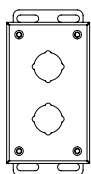
# NEMA 4, 4X, 12, and 13 22mm Stainless Steel Wall-Mount Pushbutton



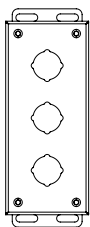
## Dimensions



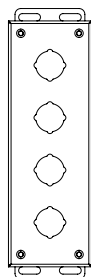
1



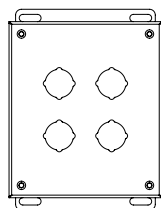
2



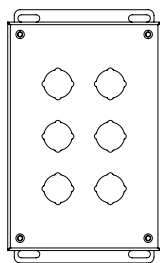
3



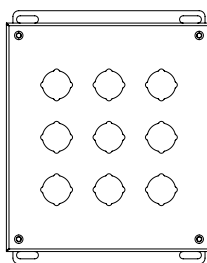
4



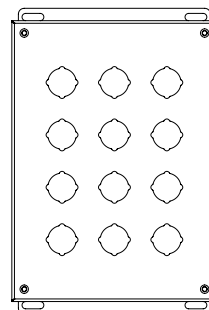
4S



6



9



12

# NEMA 4, 4X, 12, and 13 Extra-Large Stainless Steel Wall-Mount Pushbutton



Your Enclosure Source®



## Applications

Designed to offer protection for oil-tight pushbuttons, switches, and pilot lights from dust, water, dirt and oil.

## Construction

- 16-gauge stainless steel, Type 304 and 316/316L
- Continuously-welded seams
- Captivated cover screws thread into sealed wells.
- 4-way pushbutton holes accept all brands of oil-tight pushbuttons, switches and pilot lights.
- Hole diameter is 0.87in [22.5 mm] or 1.20in [30.5 mm]
- Poured-in-place oil- and water-resistant gasket
- Provisions for subpanel
- Ground stud on door and body
- Bolt-on continuous hinge with stainless steel hinge pin
- Welded mounting provision top and bottom of back

## Finish

- #4 brushed finish on all exterior surfaces
- Optional subpanels are powder coated white.

## Listings

- NEMA Type 4, 4X, 12, and 13
- cULus Listed Type 4, 4X, and 12 [File E69392]
- IEC 60529 IP66



## Shipping Schedule

Same day	1 - 15 days
----------	-------------

Color indicates shipping lead time in business days.

## NEMA 4, 4X, 12, and 13 22mm Extra-Large Stainless Steel Wall-Mount Pushbutton

304 Stainless Steel	Price	316L Stainless Steel	Price	Size HxWxD	Holes	Drawing Link	Optional Subpanel	Price
<a href="#">SCE-9PBHSSI</a>	\$319.00	<a href="#">SCE-9PBHSS6I</a>	\$397.00	10.38 x 10.31 x 6.20 [264 x 262 x 157]	9	<a href="#">PDF</a>	<a href="#">SCE-10P10</a>	\$9.25
<a href="#">SCE-16PBHSSI</a>	\$544.00	<a href="#">SCE-16PBHSS6I</a>	\$678.00	12.38 x 12.31 x 6.20 [314 x 313 x 157]	16	<a href="#">PDF</a>	<a href="#">SCE-12P12</a>	\$12.50

Note: Dimensions in inches [millimeters].

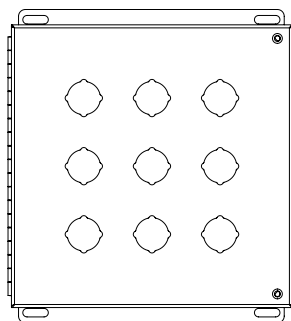
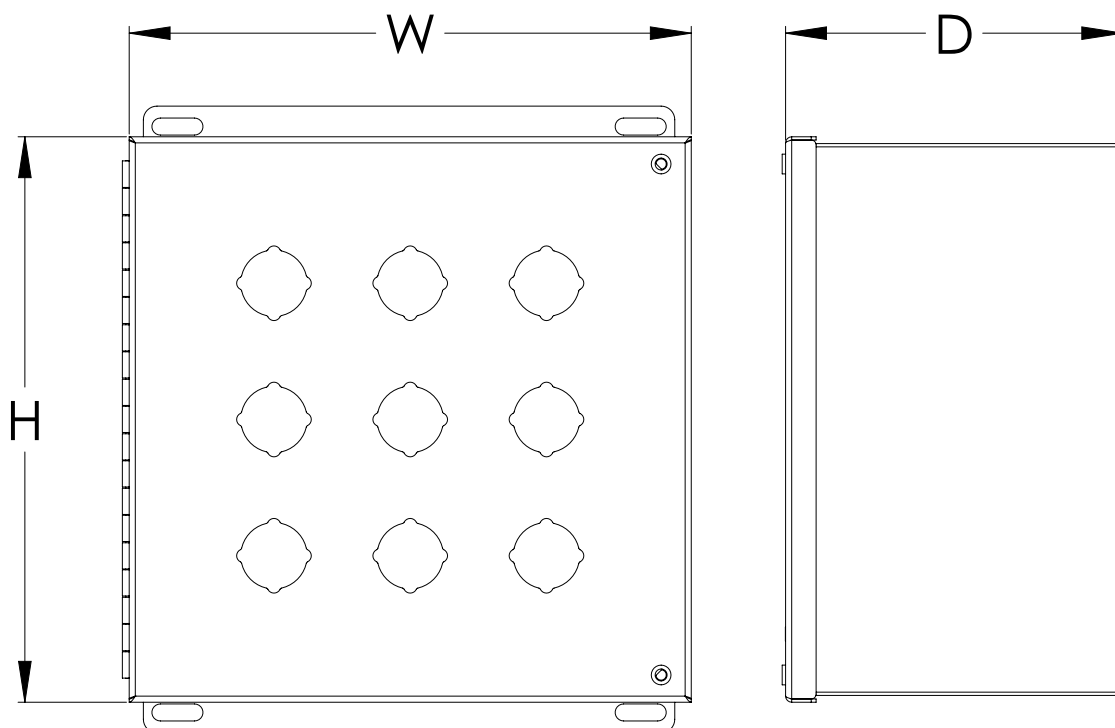
## NEMA 4, 4X, 12, and 13 30mm Extra-Large Stainless Steel Wall-Mount Pushbutton

304 Stainless	Price	316 Stainless	Price	Size HxWxD	Holes	Drawing Link	Optional Subpanel	Price
<a href="#">SCE-9PBHSS</a>	\$319.00	<a href="#">SCE-9PBHSS6</a>	\$397.00	10.38 x 10.31 x 6.20 [264 x 262 x 157]	9	<a href="#">PDF</a>	<a href="#">SCE-10P10</a>	\$9.25
<a href="#">SCE-16PBHSS</a>	\$544.00	<a href="#">SCE-16PBHSS6</a>	\$678.00	12.38 x 12.31 x 6.20 [314 x 313 x 157]	16	<a href="#">PDF</a>	<a href="#">SCE-12P12</a>	\$12.50

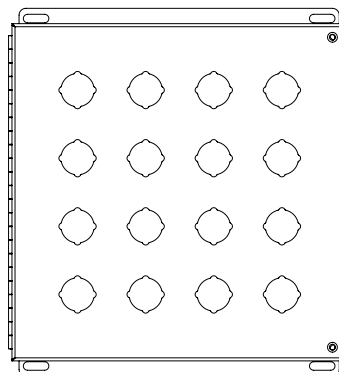
Note: Dimensions in inches [millimeters].

# NEMA 4, 4X, 12, and 13 Extra-Large Stainless Steel Wall-Mount Pushbutton

## Dimensions



9



16

# Enviroline Junction Series

## NEMA 3R, 4, 12, and 13

### Wall-Mount



### Applications

Designed to house electrical controls, instruments, and components in areas, which are in very wet or oily conditions. Provides protection from dust, dirt, oil, and water.

### Construction

- 16-gauge carbon steel
- Seams continuously welded and ground smooth
- Flange trough collar around all sides of door opening
- Poured-in-place oil- and water-resistant gasket
- Standoffs are provided for mounting optional subpanels.
- Removable hinges
- Doors open 180°
- Black, mini 1/4-turn latches
- Latches are opened or closed with a screwdriver.
- Sealing washers and hole plugs are included.
- Ground studs on door and body
- Mounting feet included

### Finish

- ANSI 61 gray or RAL7035 gray powder coated inside and out.
- Optional subpanels are powder coated white.

### Listings

- NEMA Type 3R, 4, 12, and 13
- cULus Listed Type 3R, 4, and 12 [File E69392]
- IEC 60529 IP66



### Shipping Schedule

Same day 1 - 15 days

Color indicates shipping lead time in business days.

### Enviroline Junction Series NEMA 3R, 4, 12, and 13 Wall-Mount

ANSI 61	RAL 7035	Price	Size HxWxD	Drawing Link	Optional Subpanel	Price
<a href="#">SCE-604ELJ</a>	<a href="#">SCE-604ELJLG</a>	\$47.00	6.00 x 4.00 x 4.18 [152 x 102 x 106]	<a href="#">PDF</a>	<a href="#">SCE-6P4</a>	\$4.25
<a href="#">SCE-606ELJ</a>	<a href="#">SCE-606ELJLG</a>	\$55.00	6.00 x 6.00 x 4.18 [152 x 152 x 106]	<a href="#">PDF</a>	<a href="#">SCE-6P6</a>	\$5.00
<a href="#">SCE-806ELJ</a>	<a href="#">SCE-806ELJLG</a>	\$59.00	8.00 x 6.00 x 4.18 [203 x 152 x 106]	<a href="#">PDF</a>	<a href="#">SCE-8P6</a>	\$5.75
<a href="#">SCE-8066ELJ</a>	<a href="#">SCE-8066ELJLG</a>	\$70.00	8.00 x 6.00 x 6.18 [203 x 152 x 157]	<a href="#">PDF</a>	<a href="#">SCE-8P6</a>	\$5.75
<a href="#">SCE-808ELJ</a>	<a href="#">SCE-808ELJLG</a>	\$73.00	8.00 x 8.00 x 4.18 [203 x 203 x 106]	<a href="#">PDF</a>	<a href="#">SCE-8P8</a>	\$6.75
<a href="#">SCE-8086ELJ</a>	<a href="#">SCE-8086ELJLG</a>	\$78.00	8.00 x 8.00 x 6.18 [203 x 203 x 157]	<a href="#">PDF</a>	<a href="#">SCE-8P8</a>	\$6.75
<a href="#">SCE-1008ELJ</a>	<a href="#">SCE-1008ELJLG</a>	\$81.00	10.00 x 8.00 x 4.18 [254 x 203 x 106]	<a href="#">PDF</a>	<a href="#">SCE-10P8</a>	\$8.00
<a href="#">SCE-10086ELJ</a>	<a href="#">SCE-10086ELJLG</a>	\$90.00	10.00 x 8.00 x 6.18 [254 x 203 x 157]	<a href="#">PDF</a>	<a href="#">SCE-10P8</a>	\$8.00
<a href="#">SCE-10106ELJ</a>	<a href="#">SCE-10106ELJLG</a>	\$95.00	10.00 x 10.00 x 6.18 [254 x 254 x 157]	<a href="#">PDF</a>	<a href="#">SCE-10P10</a>	\$9.25
<a href="#">SCE-1210ELJ</a>	<a href="#">SCE-1210ELJLG</a>	\$99.00	12.00 x 10.00 x 6.18 [305 x 254 x 157]	<a href="#">PDF</a>	<a href="#">SCE-12P10</a>	\$10.75
<a href="#">SCE-12108ELJ</a>	<a href="#">SCE-12108ELJLG</a>	\$113.00	12.00 x 10.00 x 8.18 [305 x 254 x 208]	<a href="#">PDF</a>	<a href="#">SCE-12P10</a>	\$10.75
<a href="#">SCE-1212ELJ</a>	<a href="#">SCE-1212ELJLG</a>	\$115.00	12.00 x 12.00 x 6.18 [305 x 305 x 157]	<a href="#">PDF</a>	<a href="#">SCE-12P12</a>	\$12.50
<a href="#">SCE-1412ELJ</a>	<a href="#">SCE-1412ELJLG</a>	\$127.00	14.00 x 12.00 x 6.18 [356 x 305 x 157]	<a href="#">PDF</a>	<a href="#">SCE-14P12</a>	\$14.00
<a href="#">SCE-14128ELJ</a>	<a href="#">SCE-14128ELJLG</a>	\$135.00	14.00 x 12.00 x 8.18 [356 x 305 x 208]	<a href="#">PDF</a>	<a href="#">SCE-14P12</a>	\$14.00
<a href="#">SCE-1614ELJ</a>	<a href="#">SCE-1614ELJLG</a>	\$149.00	16.00 x 14.00 x 6.18 [406 x 356 x 157]	<a href="#">PDF</a>	<a href="#">SCE-16P14</a>	\$27.50
<a href="#">SCE-16148ELJ</a>	<a href="#">SCE-16148ELJLG</a>	\$164.00	16.00 x 14.00 x 8.18 [406 x 356 x 208]	<a href="#">PDF</a>	<a href="#">SCE-16P14</a>	\$27.50
<a href="#">SCE-20166ELJ</a>	<a href="#">SCE-20166ELJLG</a>	\$173.00	20.00 x 16.00 x 6.18 [508 x 406 x 157]	<a href="#">PDF</a>	<a href="#">SCE-20P16J</a>	\$42.00
<a href="#">SCE-20168ELJ</a>	<a href="#">SCE-20168ELJLG</a>	\$180.00	20.00 x 16.00 x 8.18 [508 x 406 x 208]	<a href="#">PDF</a>	<a href="#">SCE-20P16J</a>	\$42.00
<a href="#">SCE-201610ELJ</a>	<a href="#">SCE-201610ELJLG</a>	\$212.00	20.00 x 16.00 x 10.18 [508 x 406 x 259]	<a href="#">PDF</a>	<a href="#">SCE-20P16J</a>	\$42.00
<a href="#">SCE-20206ELJ</a>	<a href="#">SCE-20206ELJLG</a>	\$192.00	20.00 x 20.00 x 6.18 [508 x 508 x 157]	<a href="#">PDF</a>	<a href="#">SCE-20P20J</a>	\$49.00
<a href="#">SCE-20208ELJ</a>	<a href="#">SCE-20208ELJLG</a>	\$204.00	20.00 x 20.00 x 8.18 [508 x 508 x 208]	<a href="#">PDF</a>	<a href="#">SCE-20P20J</a>	\$49.00
<a href="#">SCE-202010ELJ</a>	<a href="#">SCE-202010ELJLG</a>	\$214.00	20.00 x 20.00 x 10.18 [508 x 508 x 259]	<a href="#">PDF</a>	<a href="#">SCE-20P20J</a>	\$49.00

Note: Dimensions in inches [millimeters].

# Enviroline Junction Series NEMA 3R, 4, 12, and 13 Wall-Mount with Window



Your Enclosure Source®



## Applications

Designed to house electrical controls, instruments, and components that require unrestricted viewing of the gauges or controls, in areas which are in wet or oily conditions. Provides protection from dust, dirt, oil, and water.

## Construction

- 16-gauge carbon steel
- Seams continuously welded and ground smooth
- Flange trough collar around all sides of door opening
- Poured-in-place oil- and water-resistant gasket
- Standoffs are provided for mounting optional subpanels.
- Removable hinges
- Doors open 180°
- Black, mini 1/4-turn latches
- Latches are opened or closed with a screwdriver.
- Sealing washers and hole plugs are included.
- Ground studs on door and body
- Mounting feet included

## Finish

- ANSI 61 gray powder coated inside and out
- Optional subpanels are powder coated white.

## Listings

- NEMA Type 3R, 4, 12, and 13
- cULus Listed Type 4 and 12 [File E69392]
- IEC 60529 IP66



## Shipping Schedule

Same day

1 - 15 days


Color indicates shipping lead time in business days.

## Enviroline Junction Series NEMA 3R, 4, 12, and 13 Wall-Mount with Window

Part Number	Price	Size HxWxD	Drawing Link	Optional Subpanel	Price
<a href="#">SCE-1008ELJW</a>	\$137.00	10.00 x 8.00 x 4.18 [254 x 203 x 106]	<a href="#">PDF</a>	<a href="#">SCE-10P8</a>	\$8.00
<a href="#">SCE-10086ELJW</a>	\$144.00	10.00 x 8.00 x 6.18 [254 x 203 x 157]	<a href="#">PDF</a>	<a href="#">SCE-10P8</a>	\$8.00
<a href="#">SCE-1210ELJW</a>	\$158.00	12.00 x 10.00 x 6.18 [305 x 254 x 157]	<a href="#">PDF</a>	<a href="#">SCE-12P10</a>	\$10.75
<a href="#">SCE-12108ELJW</a>	\$172.00	12.00 x 10.00 x 8.18 [305 x 254 x 208]	<a href="#">PDF</a>		
<a href="#">SCE-1614ELJW</a>	\$221.00	16.00 x 14.00 x 6.18 [406 x 356 x 157]	<a href="#">PDF</a>	<a href="#">SCE-16P14</a>	\$27.50
<a href="#">SCE-16148ELJW</a>	\$234.00	16.00 x 14.00 x 8.18 [406 x 356 x 208]	<a href="#">PDF</a>		
<a href="#">SCE-20208ELJW</a>	\$277.00	20.00 x 20.00 x 8.18 [508 x 508 x 208]	<a href="#">PDF</a>	<a href="#">SCE-20P20J</a>	\$49.00

Note: Dimensions in inches [millimeters].

# NEMA 3R, 4, 12, and 13 Single-Door Wall-Mount



## Applications

Designed for use as electrical junction boxes, terminal wiring boxes, instrument housings, and electrical control enclosures. Provides protection from dust, dirt, oil and water.

## Construction

- 16-gauge carbon steel
- Seams continuously welded and ground smooth—no holes or knockouts
- Bolt-on continuous hinge with stainless steel pin
- Stainless steel external screw clamps are quick and easy to operate.
- Poured-in-place oil- and water-resistant gasket
- Standoffs are provided for mounting optional subpanels.
- Welded mounting provision top and bottom of back
- Ground studs on door and body

## Finish

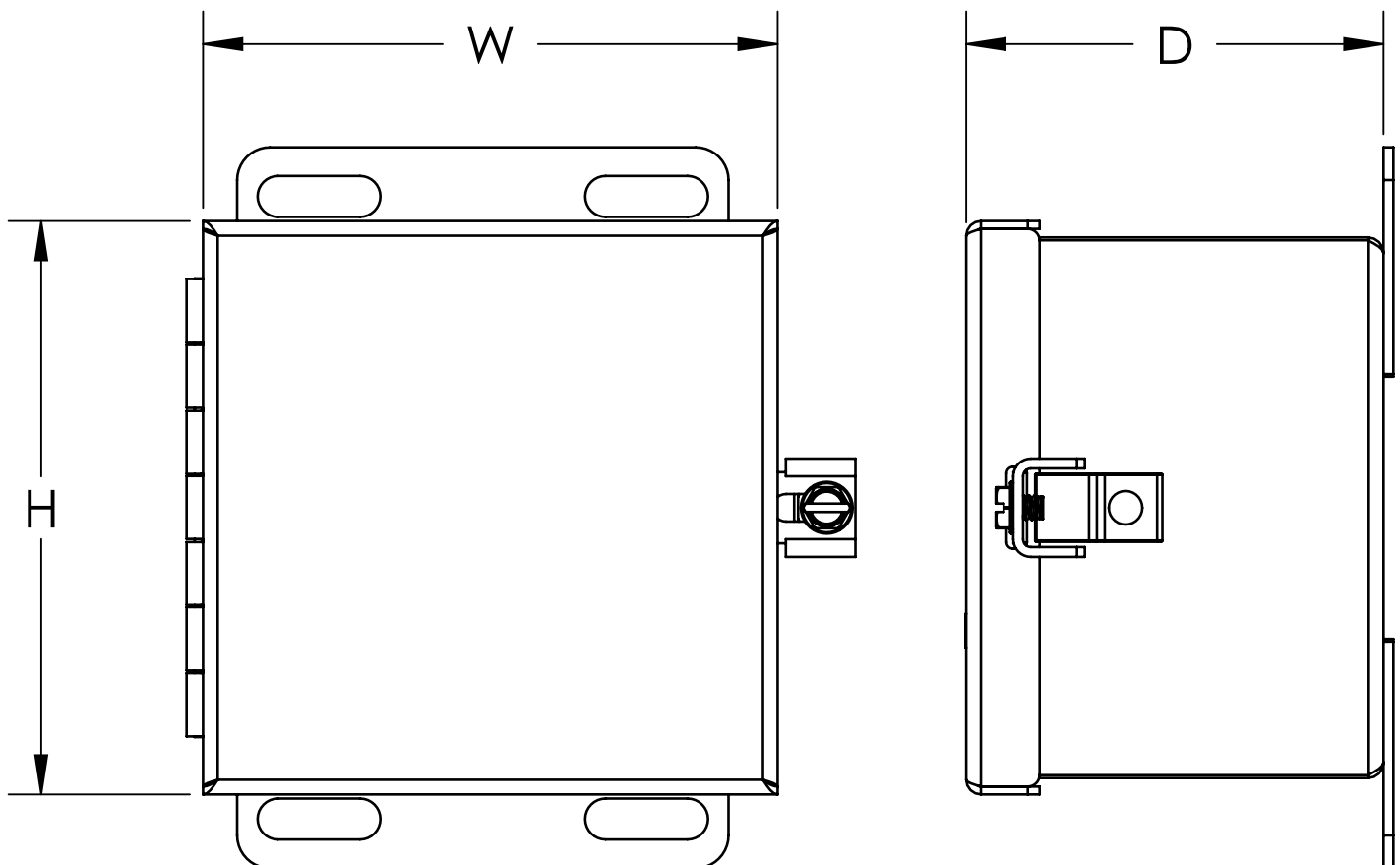
- ANSI 61 gray powder coated inside and out
- Optional subpanels are powder coated white.

## Listings

- NEMA Type 3R, 4, 12, and 13
- cULus Listed Type 3R, 4 and 12 [File E69392]
- IEC 60529 IP66



## Dimensions



# NEMA 3R, 4, 12, and 13 Single-Door Wall-Mount



## Shipping Schedule

Same day

1 - 15 days

Color indicates shipping lead time in business days.

## NEMA 3R, 4, 12, and 13 Single-Door Wall-Mount

Part Number	Price	Size HxWxD	Drawing Link	Optional Subpanel	Price
<a href="#">SCE-404CHNF</a>	\$48.50	4.38 x 4.39 x 3.20 [111 x 112 x 81]	<a href="#">PDF</a>	—	—
<a href="#">SCE-4044CHNF</a>	\$50.00	4.38 x 4.39 x 4.20 [111 x 112 x 107]	<a href="#">PDF</a>	—	—
<a href="#">SCE-604CHNF</a>	\$54.00	6.38 x 4.39 x 3.20 [162 x 112 x 81]	<a href="#">PDF</a>	<a href="#">SCE-6P4</a>	\$4.25
<a href="#">SCE-6044CHNF</a>	\$59.00	6.38 x 4.39 x 4.20 [162 x 112 x 107]	<a href="#">PDF</a>	<a href="#">SCE-6P4</a>	\$4.25
<a href="#">SCE-606CHNF</a>	\$64.00	6.38 x 6.39 x 4.20 [162 x 162 x 107]	<a href="#">PDF</a>	<a href="#">SCE-6P6</a>	\$5.00
<a href="#">SCE-806CHNF</a>	\$69.00	8.38 x 6.39 x 3.70 [213 x 162 x 94]	<a href="#">PDF</a>	<a href="#">SCE-8P6</a>	\$5.75
<a href="#">SCE-8066CHNF</a>	\$81.00	8.38 x 6.39 x 6.20 [213 x 162 x 157]	<a href="#">PDF</a>	<a href="#">SCE-8P6</a>	\$5.75
<a href="#">SCE-808CHNF</a>	\$77.00	8.38 x 8.39 x 4.20 [213 x 213 x 107]	<a href="#">PDF</a>	<a href="#">SCE-8P8</a>	\$6.75
<a href="#">SCE-8086CHNF</a>	\$88.00	8.38 x 8.39 x 6.20 [213 x 213 x 157]	<a href="#">PDF</a>	<a href="#">SCE-8P8</a>	\$6.75
<a href="#">SCE-1008CHSNF*</a>	\$94.00	8.39 x 10.38 x 4.20 [213 x 264 x 107]	<a href="#">PDF</a>	<a href="#">SCE-10P8</a>	\$8.00
<a href="#">SCE-1008CHNF</a>	\$89.00	10.38 x 8.39 x 4.20 [264 x 213 x 107]	<a href="#">PDF</a>	<a href="#">SCE-10P8</a>	\$8.00
<a href="#">SCE-10086CHNF</a>	\$102.00	10.38 x 8.39 x 6.20 [264 x 213 x 157]	<a href="#">PDF</a>	<a href="#">SCE-10P8</a>	\$8.00
<a href="#">SCE-10106CHNF</a>	\$104.00	10.38 x 10.39 x 6.20 [264 x 264 x 157]	<a href="#">PDF</a>	<a href="#">SCE-10P10</a>	\$9.25
<a href="#">SCE-1210CHSNF*</a>	\$115.00	10.39 x 12.38 x 5.20 [264 x 314 x 132]	<a href="#">PDF</a>	<a href="#">SCE-12P10</a>	\$10.75
<a href="#">SCE-12064CHNF</a>	\$82.00	12.38 x 6.39 x 4.20 [314 x 162 x 107]	<a href="#">PDF</a>	<a href="#">SCE-12P6</a>	\$7.50
<a href="#">SCE-1210CHNF</a>	\$112.00	12.38 x 10.39 x 5.20 [314 x 264 x 132]	<a href="#">PDF</a>	<a href="#">SCE-12P10</a>	\$10.75
<a href="#">SCE-12106CHNF</a>	\$118.00	12.38 x 10.39 x 6.20 [314 x 264 x 157]	<a href="#">PDF</a>	<a href="#">SCE-12P10</a>	\$10.75
<a href="#">SCE-12108CHNF</a>	\$127.00	12.38 x 10.39 x 8.20 [314 x 264 x 208]	<a href="#">PDF</a>	<a href="#">SCE-12P10</a>	\$10.75
<a href="#">SCE-1212CHNF</a>	\$130.00	12.38 x 12.39 x 6.20 [314 x 315 x 157]	<a href="#">PDF</a>	<a href="#">SCE-12P12</a>	\$12.50
<a href="#">SCE-1412CHSNF*</a>	\$152.00	12.39 x 14.38 x 6.20 [315 x 365 x 157]	<a href="#">PDF</a>	<a href="#">SCE-14P12</a>	\$14.00
<a href="#">SCE-14086CHNF</a>	\$112.00	14.38 x 8.39 x 6.20 [365 x 213 x 157]	<a href="#">PDF</a>	<a href="#">SCE-14P8</a>	\$10.25
<a href="#">SCE-1412CHNF</a>	\$145.00	14.38 x 12.39 x 6.20 [365 x 315 x 157]	<a href="#">PDF</a>	<a href="#">SCE-14P12</a>	\$14.00
<a href="#">SCE-14128CHNF</a>	\$153.00	14.38 x 12.39 x 8.20 [365 x 315 x 208]	<a href="#">PDF</a>	<a href="#">SCE-14P12</a>	\$14.00
<a href="#">SCE-1614CHSNF*</a>	\$178.00	14.39 x 16.38 x 6.20 [366 x 416 x 157]	<a href="#">PDF</a>	<a href="#">SCE-16P14</a>	\$27.50
<a href="#">SCE-16106CHNF</a>	\$132.00	16.38 x 10.39 x 6.20 [416 x 264 x 157]	<a href="#">PDF</a>	<a href="#">SCE-16P10</a>	\$13.75
<a href="#">SCE-1614CHNF</a>	\$169.00	16.38 x 14.39 x 6.20 [416 x 366 x 157]	<a href="#">PDF</a>	<a href="#">SCE-16P14</a>	\$27.50
<a href="#">SCE-16148CHNF</a>	\$185.00	16.38 x 14.39 x 8.20 [416 x 366 x 208]	<a href="#">PDF</a>	<a href="#">SCE-16P14</a>	\$27.50
<a href="#">SCE-161410CHNF</a>	\$194.00	16.38 x 14.39 x 10.20 [416 x 366 x 259]	<a href="#">PDF</a>	<a href="#">SCE-16P14</a>	\$27.50

Note: \*Part numbers containing an S are hinged on the short side.  
Dimensions in inches [millimeters].

# NEMA 3R, 4, 12, and 13 Screw Cover Wall-Mount



Your Enclosure Source®



## Applications

Designed for use as electrical junction boxes, terminal wiring boxes, instrument housings, and electrical control enclosures. Provides protection from dust, dirt, oil and water.

## Construction

- 16-gauge carbon steel
- Seams continuously welded and ground smooth— no holes or knockouts
- Captivated cover screws thread into sealed wells.
- Poured-in-place oil- and water-resistant gasket
- Standoffs are provided for mounting optional subpanels.

## Finish

- ANSI 61 gray powder coated inside and out
- Optional subpanels are powder coated white.

## Listings

- NEMA Type 3R, 4, 12, and 13
- cULus Listed Type 3R, 4 and 12 [File E69392]
- IEC 60529 IP66



## Shipping Schedule

Same day

1 - 15 days

Color indicates shipping lead time in business days.

## NEMA 3R, 4, 12, and 13 Screw Cover Wall-Mount

Part Number	Price	Size HxWxD	Drawing Link	Optional Subpanel	Price
<a href="#">SCE-404SC</a>	\$48.50	4.44 x 4.31 x 3.15 [113 x 109 x 80]	<a href="#">PDF</a>	—	—
<a href="#">SCE-4044SC</a>	\$48.50	4.44 x 4.31 x 4.15 [113 x 109 x 105]	<a href="#">PDF</a>	—	—
<a href="#">SCE-604SC</a>	\$55.00	6.44 x 4.31 x 3.15 [164 x 109 x 80]	<a href="#">PDF</a>	<a href="#">SCE-6P4</a>	\$4.25
<a href="#">SCE-6044SC</a>	\$61.00	6.44 x 4.31 x 4.15 [164 x 109 x 105]	<a href="#">PDF</a>	<a href="#">SCE-6P4</a>	\$4.25
<a href="#">SCE-606SC</a>	\$65.00	6.44 x 6.31 x 4.15 [164 x 160 x 105]	<a href="#">PDF</a>	<a href="#">SCE-6P6</a>	\$5.00
<a href="#">SCE-806SC</a>	\$68.00	8.44 x 6.31 x 3.65 [214 x 160 x 93]	<a href="#">PDF</a>	<a href="#">SCE-8P6</a>	\$5.75
<a href="#">SCE-8066SC</a>	\$77.00	8.44 x 6.31 x 6.15 [214 x 160 x 156]	<a href="#">PDF</a>	<a href="#">SCE-8P6</a>	\$5.75
<a href="#">SCE-808SC</a>	\$77.00	8.44 x 8.31 x 4.15 [214 x 211 x 105]	<a href="#">PDF</a>	<a href="#">SCE-8P8</a>	\$6.75
<a href="#">SCE-1008SC</a>	\$84.00	10.44 x 8.31 x 4.15 [265 x 211 x 105]	<a href="#">PDF</a>	<a href="#">SCE-10P8</a>	\$8.00
<a href="#">SCE-10086SC</a>	\$95.00	10.44 x 8.31 x 6.15 [265 x 211 x 156]	<a href="#">PDF</a>	<a href="#">SCE-10P8</a>	\$8.00
<a href="#">SCE-1010SC</a>	\$94.00	10.44 x 10.31 x 4.15 [265 x 262 x 105]	<a href="#">PDF</a>	<a href="#">SCE-10P10</a>	\$9.25
<a href="#">SCE-10106SC</a>	\$105.00	10.44 x 10.31 x 6.15 [265 x 262 x 156]	<a href="#">PDF</a>	<a href="#">SCE-10P10</a>	\$9.25
<a href="#">SCE-1210SC</a>	\$106.00	12.44 x 10.31 x 5.15 [316 x 262 x 131]	<a href="#">PDF</a>	<a href="#">SCE-12P10</a>	\$10.75
<a href="#">SCE-1212SC</a>	\$124.00	12.44 x 12.31 x 6.15 [316 x 313 x 156]	<a href="#">PDF</a>	<a href="#">SCE-12P12</a>	\$12.50
<a href="#">SCE-121010SC</a>	\$161.00	12.44 x 10.31 x 10.15 [316 x 262 x 258]	<a href="#">PDF</a>	<a href="#">SCE-12P10</a>	\$10.75
<a href="#">SCE-1412SC</a>	\$136.00	14.44 x 12.31 x 6.15 [367 x 313 x 156]	<a href="#">PDF</a>	<a href="#">SCE-14P12</a>	\$14.00
<a href="#">SCE-1614SC</a>	\$158.00	16.44 x 14.31 x 6.15 [418 x 363 x 156]	<a href="#">PDF</a>	<a href="#">SCE-16P14</a>	\$27.50

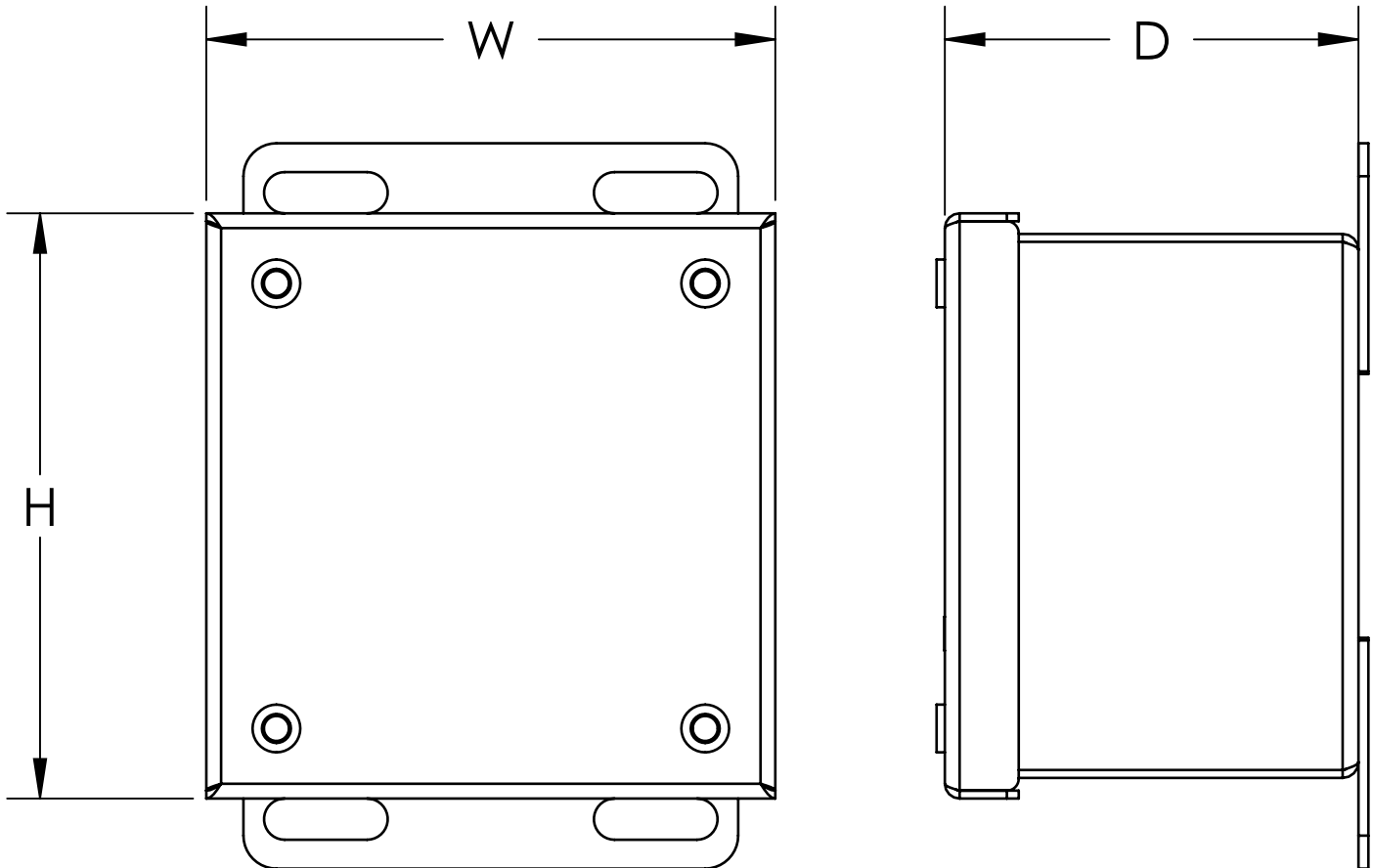
Note: Dimensions in inches [millimeters].



# NEMA 3R, 4, 12, and 13 Screw Cover Wall-Mount




## Dimensions



# Enviroline Series NEMA 3R, 4, 12, and 13 Single-Door Wall-Mount



Your Enclosure Source®



## Applications

Designed to house electrical and electronic controls, instruments and components. Provides protection from dust, oil and water. For outdoor application a drip shield is recommended.

## Construction

- 14-gauge carbon steel
- Seams continuously welded and ground smooth
- Flange trough collar around all sides of door opening
- Poured-in-place oil- and water-resistant gasket
- Collar studs are provided for mounting optional subpanels.
- Easy to install swing-out panel kits mount to the concealed hinges
- Concealed hinges are removed by pulling the pin.
- Removable and interchangeable doors
- Black, 1/4-turn latches
- Latches can be replaced with a variety of latches, including wing knob, keylocking, padlocking, coinproof, and tamper resistant inserts.
- Latches can be replaced with several handles, including chrome keylocking and padlocking, and the black 5in and 7in SCE handles, including keylocking, padlocking, and coinproof.
- Latches are opened or closed with a screwdriver.
- A three-point latching system is available for enclosures over 40in [1016mm] high.
- Mounting holes in back of enclosure
- Mounting hardware, sealing washers, and hole plugs are included.
- Removable print pocket furnished if height and width of enclosure is greater than 12in [305mm].
- Ground studs on door and body
- Provision for lifting lugs are included on enclosures with height greater than 48in [1219mm] and with depth greater than 16 in [406 mm].
  - Lifting lug assembly is included with the enclosure bolt pack.

## Options

- Optional mounting feet available ([SCE-ELMFK4](#))
- Door hardware available

## Finish

- ANSI 61 gray or RAL 7035 gray powder coated inside and out
- Optional subpanels are powder coated white.

## Listings

- NEMA Type 3R, 4, 12, and 13
- cULus Listed Type 3R, 4 and 12 [File E69392]
- IEC 60529 IP66



# Enviroline Series NEMA 3R, 4, 12, and 13 Single-Door Wall-Mount



Your Enclosure Source®

## Shipping Schedule

Same day

1 - 15 days

Color indicates shipping lead time in business days.

## Enviroline Series NEMA 3R, 4, 12, and 13 Single-Door Wall-Mount

ANSI 61 Gray	RAL 7035 Gray	Price	Size HxWxD	Drawing Link	Optional Subpanel	Price
<a href="#">SCE-12EL1206LP</a>	<a href="#">SCE-12EL1206LPLG</a>	\$227.00	12.00 x 12.00 x 7.10 [305 x 305 x 180]	<a href="#">PDF</a>	<a href="#">SCE-12DLP12</a>	\$19.00
<a href="#">SCE-12EL2406LP</a>	<a href="#">SCE-12EL2406LPLG</a>	\$271.00	12.00 x 24.00 x 7.10 [305 x 610 x 180]	<a href="#">PDF</a>	<a href="#">SCE-12P24</a>	\$38.50
<a href="#">SCE-12EL2408LP</a>	<a href="#">SCE-12EL2408LPLG</a>	\$296.00	12.00 x 24.00 x 9.10 [305 x 610 x 231]	<a href="#">PDF</a>	<a href="#">SCE-12P24</a>	\$38.50
<a href="#">SCE-16EL1206LP</a>	<a href="#">SCE-16EL1206LPLG</a>	\$240.00	16.00 x 12.00 x 7.10 [406 x 305 x 180]	<a href="#">PDF</a>	<a href="#">SCE-16P12</a>	\$20.50
<a href="#">SCE-16EL1208LP</a>	<a href="#">SCE-16EL1208LPLG</a>	\$254.00	16.00 x 12.00 x 9.10 [406 x 305 x 231]	<a href="#">PDF</a>	<a href="#">SCE-16P12</a>	\$20.50
<a href="#">SCE-16EL1408LP</a>	<a href="#">SCE-16EL1408LPLG</a>	\$262.00	16.00 x 14.00 x 9.10 [406 x 356 x 231]	<a href="#">PDF</a>	<a href="#">SCE-16DLP14</a>	\$24.50
<a href="#">SCE-16EL1606LP</a>	<a href="#">SCE-16EL1606LPLG</a>	\$260.00	16.00 x 16.00 x 7.10 [406 x 406 x 180]	<a href="#">PDF</a>	<a href="#">SCE-16P16</a>	\$34.00
<a href="#">SCE-16EL1608LP</a>	<a href="#">SCE-16EL1608LPLG</a>	\$290.00	16.00 x 16.00 x 9.10 [406 x 406 x 231]	<a href="#">PDF</a>	<a href="#">SCE-16P16</a>	\$34.00
<a href="#">SCE-16EL2006LP</a>	<a href="#">SCE-16EL2006LPLG</a>	\$292.00	16.00 x 20.00 x 7.10 [406 x 508 x 180]	<a href="#">PDF</a>	<a href="#">SCE-20P16</a>	\$42.00
<a href="#">SCE-16EL2008LP</a>	<a href="#">SCE-16EL2008LPLG</a>	\$294.00	16.00 x 20.00 x 9.10 [406 x 508 x 231]	<a href="#">PDF</a>	<a href="#">SCE-20P16</a>	\$42.00
<a href="#">SCE-20EL1206LP</a>	<a href="#">SCE-20EL1206LPLG</a>	\$259.00	20.00 x 12.00 x 7.10 [508 x 305 x 180]	<a href="#">PDF</a>	<a href="#">SCE-20P12</a>	\$32.00
<a href="#">SCE-20EL1606LP</a>	<a href="#">SCE-20EL1606LPLG</a>	\$278.00	20.00 x 16.00 x 7.10 [508 x 406 x 180]	<a href="#">PDF</a>	<a href="#">SCE-20P16</a>	\$42.00
<a href="#">SCE-20EL1608LP</a>	<a href="#">SCE-20EL1608LPLG</a>	\$294.00	20.00 x 16.00 x 9.10 [508 x 406 x 231]	<a href="#">PDF</a>	<a href="#">SCE-20P16</a>	\$42.00
<a href="#">SCE-20EL1610LP</a>	<a href="#">SCE-20EL1610LPLG</a>	\$312.00	20.00 x 16.00 x 11.10 [508 x 406 x 282]	<a href="#">PDF</a>	<a href="#">SCE-20P16</a>	\$42.00
<a href="#">SCE-20EL1612LP</a>	<a href="#">SCE-20EL1612LPLG</a>	\$325.00	20.00 x 16.00 x 13.10 [508 x 406 x 333]	<a href="#">PDF</a>	<a href="#">SCE-20P16</a>	\$42.00
<a href="#">SCE-20EL2006LP</a>	<a href="#">SCE-20EL2006LPLG</a>	\$300.00	20.00 x 20.00 x 7.10 [508 x 508 x 180]	<a href="#">PDF</a>	<a href="#">SCE-20P20</a>	\$49.00
<a href="#">SCE-20EL2008LP</a>	<a href="#">SCE-20EL2008LPLG</a>	\$316.00	20.00 x 20.00 x 9.10 [508 x 508 x 231]	<a href="#">PDF</a>	<a href="#">SCE-20P20</a>	\$49.00
<a href="#">SCE-20EL2010LP</a>	<a href="#">SCE-20EL2010LPLG</a>	\$334.00	20.00 x 20.00 x 11.10 [508 x 508 x 282]	<a href="#">PDF</a>	<a href="#">SCE-20P20</a>	\$49.00
<a href="#">SCE-20EL2012LP</a>	<a href="#">SCE-20EL2012LPLG</a>	\$351.00	20.00 x 20.00 x 13.10 [508 x 508 x 333]	<a href="#">PDF</a>	<a href="#">SCE-20P20</a>	\$49.00
<a href="#">SCE-20EL2408LP</a>	<a href="#">SCE-20EL2408LPLG</a>	\$341.00	20.00 x 24.00 x 9.10 [508 x 610 x 231]	<a href="#">PDF</a>	<a href="#">SCE-24P20</a>	\$63.00
<a href="#">SCE-24EL1206LP</a>	<a href="#">SCE-24EL1206LPLG</a>	\$271.00	24.00 x 12.00 x 7.10 [610 x 305 x 180]	<a href="#">PDF</a>	<a href="#">SCE-12P24</a>	\$38.50
<a href="#">SCE-24EL1606LP</a>	<a href="#">SCE-24EL1606LPLG</a>	\$297.00	24.00 x 16.00 x 7.10 [610 x 406 x 180]	<a href="#">PDF</a>	<a href="#">SCE-24P16</a>	\$45.50
<a href="#">SCE-24EL1608LP</a>	<a href="#">SCE-24EL1608LPLG</a>	\$313.00	24.00 x 16.00 x 9.10 [610 x 406 x 231]	<a href="#">PDF</a>	<a href="#">SCE-24P16</a>	\$45.50
<a href="#">SCE-24EL2006LP</a>	<a href="#">SCE-24EL2006LPLG</a>	\$322.00	24.00 x 20.00 x 7.10 [610 x 508 x 180]	<a href="#">PDF</a>	<a href="#">SCE-24P20</a>	\$63.00
<a href="#">SCE-24EL2008LP</a>	<a href="#">SCE-24EL2008LPLG</a>	\$341.00	24.00 x 20.00 x 9.10 [610 x 508 x 231]	<a href="#">PDF</a>	<a href="#">SCE-24P20</a>	\$63.00
<a href="#">SCE-24EL2010LP</a>	<a href="#">SCE-24EL2010LPLG</a>	\$362.00	24.00 x 20.00 x 11.10 [610 x 508 x 282]	<a href="#">PDF</a>	<a href="#">SCE-24P20</a>	\$63.00
<a href="#">SCE-24EL2012LP</a>	<a href="#">SCE-24EL2012LPLG</a>	\$380.00	24.00 x 20.00 x 13.10 [610 x 508 x 333]	<a href="#">PDF</a>	<a href="#">SCE-24P20</a>	\$63.00
<a href="#">SCE-24EL2016LP</a>	<a href="#">SCE-24EL2016LPLG</a>	\$417.00	24.00 x 20.00 x 17.10 [610 x 508 x 434]	<a href="#">PDF</a>	<a href="#">SCE-24P20</a>	\$63.00
<a href="#">SCE-24EL2406LP</a>	<a href="#">SCE-24EL2406LPLG</a>	\$348.00	24.00 x 24.00 x 7.10 [610 x 610 x 180]	<a href="#">PDF</a>	<a href="#">SCE-24P24</a>	\$74.00
<a href="#">SCE-24EL2408LP</a>	<a href="#">SCE-24EL2408LPLG</a>	\$368.00	24.00 x 24.00 x 9.10 [610 x 610 x 231]	<a href="#">PDF</a>	<a href="#">SCE-24P24</a>	\$74.00
<a href="#">SCE-24EL2410LP</a>	<a href="#">SCE-24EL2410LPLG</a>	\$389.00	24.00 x 24.00 x 11.10 [610 x 610 x 282]	<a href="#">PDF</a>	<a href="#">SCE-24P24</a>	\$74.00
<a href="#">SCE-24EL2412LP</a>	<a href="#">SCE-24EL2412LPLG</a>	\$408.00	24.00 x 24.00 x 13.10 [610 x 610 x 333]	<a href="#">PDF</a>	<a href="#">SCE-24P24</a>	\$74.00
<a href="#">SCE-24EL2416LP</a>	<a href="#">SCE-24EL2416LPLG</a>	\$449.00	24.00 x 24.00 x 17.10 [610 x 610 x 434]	<a href="#">PDF</a>	<a href="#">SCE-24P24</a>	\$74.00
<a href="#">SCE-24EL3008LP</a>	<a href="#">SCE-24EL3008LPLG</a>	\$408.00	24.00 x 30.00 x 9.10 [610 x 762 x 231]	<a href="#">PDF</a>	<a href="#">SCE-30P24</a>	\$88.00
<a href="#">SCE-24EL3010LP</a>	<a href="#">SCE-24EL3010LPLG</a>	\$440.00	24.00 x 30.00 x 11.10 [610 x 762 x 282]	<a href="#">PDF</a>	<a href="#">SCE-30P24</a>	\$88.00
<a href="#">SCE-24EL3012LP</a>	<a href="#">SCE-24EL3012LPLG</a>	\$470.00	24.00 x 30.00 x 13.10 [610 x 762 x 333]	<a href="#">PDF</a>	<a href="#">SCE-30P24</a>	\$88.00
<a href="#">SCE-30EL1606LP</a>	<a href="#">SCE-30EL1606LPLG</a>	\$325.00	30.00 x 16.00 x 7.10 [762 x 406 x 180]	<a href="#">PDF</a>	<a href="#">SCE-30P16</a>	\$63.00
<a href="#">SCE-30EL2008LP</a>	<a href="#">SCE-30EL2008LPLG</a>	\$376.00	30.00 x 20.00 x 9.10 [762 x 508 x 231]	<a href="#">PDF</a>	<a href="#">SCE-30P20</a>	\$77.00
<a href="#">SCE-30EL2010LP</a>	<a href="#">SCE-30EL2010LPLG</a>	\$395.00	30.00 x 20.00 x 11.10 [762 x 508 x 282]	<a href="#">PDF</a>	<a href="#">SCE-30P20</a>	\$77.00
<a href="#">SCE-30EL2406LP</a>	<a href="#">SCE-30EL2406LPLG</a>	\$383.00	30.00 x 24.00 x 7.10 [762 x 610 x 180]	<a href="#">PDF</a>	<a href="#">SCE-30P24</a>	\$88.00
<a href="#">SCE-30EL2408LP</a>	<a href="#">SCE-30EL2408LPLG</a>	\$408.00	30.00 x 24.00 x 9.10 [762 x 610 x 231]	<a href="#">PDF</a>	<a href="#">SCE-30P24</a>	\$88.00

Note: Dimensions in inches [millimeters].

Table continued on next page

# Enviroline Series NEMA 3R, 4, 12, and 13 Single-Door Wall-Mount



Your Enclosure Source®

## Shipping Schedule

Same day

1 - 15 days

Color indicates shipping lead time in business days.

Table continued from previous page.

Enviroline Series NEMA 3R, 4, 12, and 13 Single-Door Wall-Mount						
ANSI 61 Gray	RAL 7035 Gray	Price	Size HxWxD	Drawing Link	Optional Subpanel	Price
<a href="#">SCE-30EL2410LP</a>	<a href="#">SCE-30EL2410PLG</a>	\$440.00	30.00 x 24.00 x 11.10 [762 x 610 x 282]	<a href="#">PDF</a>	<a href="#">SCE-30P24</a>	\$88.00
<a href="#">SCE-30EL2412LP</a>	<a href="#">SCE-30EL2412PLG</a>	\$453.00	30.00 x 24.00 x 13.10 [762 x 610 x 333]	<a href="#">PDF</a>	<a href="#">SCE-30P24</a>	\$88.00
<a href="#">SCE-30EL2416LP</a>	<a href="#">SCE-30EL2416PLG</a>	\$500.00	30.00 x 24.00 x 17.10 [762 x 610 x 434]	<a href="#">PDF</a>	<a href="#">SCE-30P24</a>	\$88.00
<a href="#">SCE-30EL2420LP</a>	<a href="#">SCE-30EL2420PLG</a>	\$546.00	30.00 x 24.00 x 21.10 [762 x 610 x 536]	<a href="#">PDF</a>	<a href="#">SCE-30P24</a>	\$88.00
<a href="#">SCE-30EL2424LP</a>	<a href="#">SCE-30EL2424PLG</a>	\$592.00	30.00 x 24.00 x 25.10 [762 x 610 x 638]	<a href="#">PDF</a>	<a href="#">SCE-30P24</a>	\$88.00
<a href="#">SCE-30EL3008LP</a>	<a href="#">SCE-30EL3008PLG</a>	\$456.00	30.00 x 30.00 x 9.10 [762 x 762 x 231]	<a href="#">PDF</a>	<a href="#">SCE-30P30</a>	\$116.00
<a href="#">SCE-30EL3010LP</a>	<a href="#">SCE-30EL3010PLG</a>	\$508.00	30.00 x 30.00 x 11.10 [762 x 762 x 282]	<a href="#">PDF</a>	<a href="#">SCE-30P30</a>	\$116.00
<a href="#">SCE-30EL3012LP</a>	<a href="#">SCE-30EL3012PLG</a>	\$523.00	30.00 x 30.00 x 13.10 [762 x 762 x 333]	<a href="#">PDF</a>	<a href="#">SCE-30P30</a>	\$116.00
<a href="#">SCE-30EL3608LP</a>	<a href="#">SCE-30EL3608PLG</a>	\$505.00	30.00 x 36.00 x 9.10 [762 x 914 x 231]	<a href="#">PDF</a>	<a href="#">SCE-36P30</a>	\$141.00
<a href="#">SCE-36EL2408LP</a>	<a href="#">SCE-36EL2408PLG</a>	\$449.00	36.00 x 24.00 x 9.10 [914 x 610 x 231]	<a href="#">PDF</a>	<a href="#">SCE-36P24</a>	\$105.00
<a href="#">SCE-36EL2410LP</a>	<a href="#">SCE-36EL2410PLG</a>	\$488.00	36.00 x 24.00 x 11.10 [914 x 610 x 282]	<a href="#">PDF</a>	<a href="#">SCE-36P24</a>	\$105.00
<a href="#">SCE-36EL2412LP</a>	<a href="#">SCE-36EL2412PLG</a>	\$500.00	36.00 x 24.00 x 13.10 [914 x 610 x 333]	<a href="#">PDF</a>	<a href="#">SCE-36P24</a>	\$105.00
<a href="#">SCE-36EL2416LP</a>	<a href="#">SCE-36EL2416PLG</a>	\$517.00	36.00 x 24.00 x 17.10 [914 x 610 x 434]	<a href="#">PDF</a>	<a href="#">SCE-36P24</a>	\$105.00
<a href="#">SCE-36EL3008LP</a>	<a href="#">SCE-36EL3008PLG</a>	\$505.00	36.00 x 30.00 x 9.10 [914 x 762 x 231]	<a href="#">PDF</a>	<a href="#">SCE-36P30</a>	\$141.00
<a href="#">SCE-36EL3010LP</a>	<a href="#">SCE-36EL3010PLG</a>	\$538.00	36.00 x 30.00 x 11.10 [914 x 762 x 282]	<a href="#">PDF</a>	<a href="#">SCE-36P30</a>	\$141.00
<a href="#">SCE-36EL3012LP</a>	<a href="#">SCE-36EL3012PLG</a>	\$560.00	36.00 x 30.00 x 13.10 [914 x 762 x 333]	<a href="#">PDF</a>	<a href="#">SCE-36P30</a>	\$141.00
<a href="#">SCE-36EL3016LP</a>	<a href="#">SCE-36EL3016PLG</a>	\$616.00	36.00 x 30.00 x 17.10 [914 x 762 x 434]	<a href="#">PDF</a>	<a href="#">SCE-36P30</a>	\$141.00
<a href="#">SCE-36EL3020LP</a>	<a href="#">SCE-36EL3020PLG</a>	\$671.00	36.00 x 30.00 x 21.10 [914 x 762 x 536]	<a href="#">PDF</a>	<a href="#">SCE-36P30</a>	\$141.00
<a href="#">SCE-36EL3608LP</a>	<a href="#">SCE-36EL3608PLG</a>	\$560.00	36.00 x 36.00 x 9.10 [914 x 914 x 231]	<a href="#">PDF</a>	<a href="#">SCE-36P36</a>	\$165.00
<a href="#">SCE-36EL3610LP</a>	<a href="#">SCE-36EL3610PLG</a>	\$604.00	36.00 x 36.00 x 11.10 [914 x 914 x 282]	<a href="#">PDF</a>	<a href="#">SCE-36P36</a>	\$165.00
<a href="#">SCE-36EL3612LP</a>	<a href="#">SCE-36EL3612PLG</a>	\$620.00	36.00 x 36.00 x 13.10 [914 x 914 x 333]	<a href="#">PDF</a>	<a href="#">SCE-36P36</a>	\$165.00
<a href="#">SCE-36EL3616LP</a>	<a href="#">SCE-36EL3616PLG</a>	\$681.00	36.00 x 36.00 x 17.10 [914 x 914 x 434]	<a href="#">PDF</a>	<a href="#">SCE-36P36</a>	\$165.00
<a href="#">SCE-40EL2412LP</a>	<a href="#">SCE-40EL2412PLG</a>	\$529.00	40.00 x 24.00 x 13.10 [1016 x 610 x 333]	<a href="#">PDF</a>	<a href="#">SCE-40P24</a>	\$119.00
<a href="#">SCE-42EL2410LP</a>	<a href="#">SCE-42EL2410PLG</a>	\$566.00	42.00 x 24.00 x 11.10 [1067 x 610 x 282]	<a href="#">PDF</a>	<a href="#">SCE-42P24</a>	\$127.00
<a href="#">SCE-42EL3008LP</a>	<a href="#">SCE-42EL3008PLG</a>	\$555.00	42.00 x 30.00 x 9.10 [1067 x 762 x 231]	<a href="#">PDF</a>	<a href="#">SCE-42P30</a>	\$162.00
<a href="#">SCE-42EL3010LP</a>	<a href="#">SCE-42EL3010PLG</a>	\$582.00	42.00 x 30.00 x 11.10 [1067 x 762 x 282]	<a href="#">PDF</a>	<a href="#">SCE-42P30</a>	\$162.00
<a href="#">SCE-42EL3012LP</a>	<a href="#">SCE-42EL3012PLG</a>	\$614.00	42.00 x 30.00 x 13.10 [1067 x 762 x 333]	<a href="#">PDF</a>	<a href="#">SCE-42P30</a>	\$162.00
<a href="#">SCE-42EL3016LP</a>	<a href="#">SCE-42EL3016PLG</a>	\$654.00	42.00 x 30.00 x 17.10 [1067 x 762 x 434]	<a href="#">PDF</a>	<a href="#">SCE-42P30</a>	\$162.00
<a href="#">SCE-42EL3608LP</a>	<a href="#">SCE-42EL3608PLG</a>	\$617.00	42.00 x 36.00 x 9.10 [1067 x 914 x 231]	<a href="#">PDF</a>	<a href="#">SCE-42P36</a>	\$190.00
<a href="#">SCE-42EL3610LP</a>	<a href="#">SCE-42EL3610PLG</a>	\$648.00	42.00 x 36.00 x 11.10 [1067 x 914 x 282]	<a href="#">PDF</a>	<a href="#">SCE-42P36</a>	\$190.00
<a href="#">SCE-42EL3612LP</a>	<a href="#">SCE-42EL3612PLG</a>	\$681.00	42.00 x 36.00 x 13.10 [1067 x 914 x 333]	<a href="#">PDF</a>	<a href="#">SCE-42P36</a>	\$190.00
<a href="#">SCE-42EL3616LP</a>	<a href="#">SCE-42EL3616PLG</a>	\$748.00	42.00 x 36.00 x 17.10 [1067 x 914 x 434]	<a href="#">PDF</a>	<a href="#">SCE-42P36</a>	\$190.00
<a href="#">SCE-48EL2408LP</a>	<a href="#">SCE-48EL2408PLG</a>	\$531.00	48.00 x 24.00 x 9.10 [1219 x 610 x 231]	<a href="#">PDF</a>	<a href="#">SCE-48P24</a>	\$137.00
<a href="#">SCE-48EL2412LP</a>	<a href="#">SCE-48EL2412PLG</a>	\$590.00	48.00 x 24.00 x 13.10 [1219 x 610 x 333]	<a href="#">PDF</a>	<a href="#">SCE-48P24</a>	\$137.00
<a href="#">SCE-48EL3008LP</a>	<a href="#">SCE-48EL3008PLG</a>	\$617.00	48.00 x 30.00 x 9.10 [1219 x 762 x 231]	<a href="#">PDF</a>	<a href="#">SCE-48P30</a>	\$179.00
<a href="#">SCE-48EL3010LP</a>	<a href="#">SCE-48EL3010PLG</a>	\$634.00	48.00 x 30.00 x 11.10 [1219 x 762 x 282]	<a href="#">PDF</a>	<a href="#">SCE-48P30</a>	\$179.00
<a href="#">SCE-48EL3012LP</a>	—	—	48.00 x 30.00 x 13.10 [1219 x 762 x 333]	<a href="#">PDF</a>	<a href="#">SCE-48P30</a>	\$179.00
<a href="#">SCE-48EL3016LP</a>	<a href="#">SCE-48EL3016PLG</a>	\$710.00	48.00 x 30.00 x 17.10 [1219 x 762 x 434]	<a href="#">PDF</a>	<a href="#">SCE-48P30</a>	\$179.00
<a href="#">SCE-48EL3608LP</a>	<a href="#">SCE-48EL3608PLG</a>	\$671.00	48.00 x 36.00 x 9.10 [1219 x 914 x 231]	<a href="#">PDF</a>	<a href="#">SCE-48P36</a>	\$214.00
<a href="#">SCE-48EL3610LP</a>	<a href="#">SCE-48EL3610PLG</a>	\$709.00	48.00 x 36.00 x 11.10 [1219 x 914 x 282]	<a href="#">PDF</a>	<a href="#">SCE-48P36</a>	\$214.00
<a href="#">SCE-48EL3612LP</a>	<a href="#">SCE-48EL3612PLG</a>	\$742.00	48.00 x 36.00 x 13.10 [1219 x 914 x 333]	<a href="#">PDF</a>	<a href="#">SCE-48P36</a>	\$214.00

Note: Dimensions in inches [millimeters].

Table continued on next page

# Enviroline Series NEMA 3R, 4, 12, and 13 Single-Door Wall-Mount



Your Enclosure Source®

## Shipping Schedule

Same day

1 - 15 days

Color indicates shipping lead time in business days.

Table continued from previous page.

Enviroline Series NEMA 3R, 4, 12, and 13 Single-Door Wall-Mount						
ANSI 61 Gray	RAL 7035 Gray	Price	Size HxWxD	Drawing Link	Optional Subpanel	Price
<a href="#">SCE-48EL3616LP</a>	<a href="#">SCE-48EL3616LPLG</a>	\$814.00	48.00 x 36.00 x 17.10 [1219 x 914 x 434]	<a href="#">PDF</a>	<a href="#">SCE-48P36</a>	\$214.00
<a href="#">SCE-48EL3620LP</a>	<a href="#">SCE-48EL3620LPLG</a>	\$885.00	48.00 x 36.00 x 21.10 [1219 x 914 x 536]	<a href="#">PDF</a>	<a href="#">SCE-48P36</a>	\$214.00
<a href="#">SCE-60EL2412LP</a>	<a href="#">SCE-60EL2412LPLG</a>	\$681.00	60.00 x 24.00 x 13.10 [1524 x 610 x 333]	<a href="#">PDF</a>	<a href="#">SCE-60P24</a>	\$179.00
<a href="#">SCE-60EL3608LP</a>	<a href="#">SCE-60EL3608LPLG</a>	\$803.00	60.00 x 36.00 x 9.10 [1524 x 914 x 231]	<a href="#">PDF</a>	<a href="#">SCE-60P36</a>	\$264.00
<a href="#">SCE-60EL3610LP</a>	<a href="#">SCE-60EL3610LPLG</a>	\$826.00	60.00 x 36.00 x 11.10 [1524 x 914 x 282]	<a href="#">PDF</a>	<a href="#">SCE-60P36</a>	\$264.00
<a href="#">SCE-60EL3612LP</a>	<a href="#">SCE-60EL3612LPLG</a>	\$864.00	60.00 x 36.00 x 13.10 [1524 x 914 x 333]	<a href="#">PDF</a>	<a href="#">SCE-60P36</a>	\$264.00
<a href="#">SCE-60EL3616LP</a>	<a href="#">SCE-60EL3616LPLG</a>	\$946.00	60.00 x 36.00 x 17.10 [1524 x 914 x 434]	<a href="#">PDF</a>	<a href="#">SCE-60P36</a>	\$264.00
<a href="#">SCE-60EL3620LP</a>	<a href="#">SCE-60EL3620LPLG</a>	\$1,030.00	60.00 x 36.00 x 21.10 [1524 x 914 x 536]	<a href="#">PDF</a>	<a href="#">SCE-60P36</a>	\$264.00
<a href="#">SCE-60EL3624LP</a>	<a href="#">SCE-60EL3624LPLG</a>	\$1,394.00	60.00 x 36.00 x 25.10 [1524 x 914 x 638]	<a href="#">PDF</a>	<a href="#">SCE-60P36</a>	\$264.00
<a href="#">SCE-72EL3012LP</a>	<a href="#">SCE-72EL3012LPLG</a>	\$926.00	72.00 x 30.00 x 13.10 [1829 x 762 x 333]	<a href="#">PDF</a>	<a href="#">SCE-72P30</a>	\$292.00
<a href="#">SCE-72EL3016LP</a>	<a href="#">SCE-72EL3016LPLG</a>	\$1,059.00	72.00 x 30.00 x 17.10 [1829 x 762 x 434]	<a href="#">PDF</a>	<a href="#">SCE-72P30</a>	\$292.00
<a href="#">SCE-72EL3024LP</a>	<a href="#">SCE-72EL3024LPLG</a>	\$1,163.00	72.00 x 30.00 x 25.10 [1829 x 762 x 638]	<a href="#">PDF</a>	<a href="#">SCE-72P30</a>	\$292.00
<a href="#">SCE-72EL3612LP</a>	<a href="#">SCE-72EL3612LPLG</a>	\$989.00	72.00 x 36.00 x 13.10 [1829 x 914 x 333]	<a href="#">PDF</a>	<a href="#">SCE-72P36</a>	\$313.00
<a href="#">SCE-72EL3616LP</a>	<a href="#">SCE-72EL3616LPLG</a>	\$1,125.00	72.00 x 36.00 x 17.10 [1829 x 914 x 434]	<a href="#">PDF</a>	<a href="#">SCE-72P36</a>	\$313.00
<a href="#">SCE-72EL3624LP</a>	<a href="#">SCE-72EL3624LPLG</a>	\$1,532.00	72.00 x 36.00 x 25.10 [1829 x 914 x 638]	<a href="#">PDF</a>	<a href="#">SCE-72P36</a>	\$313.00

Note: Dimensions in inches [millimeters].

# Enviroline Series NEMA 3R, 4, 12, and 13 Single-Door Wall-Mount with 3-Point Handle



Your Enclosure Source®



## Applications

Designed to house electrical and electronic controls, instrumentation and components in indoor or outdoor locations. For outdoor application a drip shield is recommended.

## Construction

- 14-gauge carbon steel
- Seams continuously welded and ground smooth
- Flange trough collar around all sides of door opening
- Collar and studs are provided for mounting optional subpanels.
- Mounting holes in back of the enclosure for all-mounting
- Mounting hardware, sealing washers, and hole plugs are included.
- Concealed hinges
- Removable and interchangeable doors
- Black zinc diecast keylocking/padlocking handles
- 3-point latching mechanism
- Black, 1/4-turn latches, as required
- Removable print pocket
- Oil- and water-resistant gasket
- Ground studs on door and body
- Provision for lifting lugs included on enclosures with height greater than 48in [1219mm] and with depth greater than 16in [406mm].
- Lifting lug assembly included with the enclosure bolt pack

## Options

- Optional mounting feet available
- Door hardware available

## Finish

- ANSI 61 gray powder coated inside and out
- Optional subpanels are powder coated white.

## Listings

- NEMA Type 3R, 4, 12, and 13
- cULus Listed Type 3R, 4 and 12 [File E69392]
- IEC 60529 IP66



## Shipping Schedule

Same day

1 - 15 days

Color indicates shipping lead time in business days.

## Enviroline Series NEMA 3R, 4, 12, and 13 Single-Door Wall-Mount with 3-Point Handle

Part Number	Price	Size HxWxD	Drawing Link	Optional Subpanel	Price
<a href="#">SCE-24EL2010LPPL</a>	\$499.00	24.00 x 20.00 x 11.10 [610 x 508 x 282]	<a href="#">PDF</a>	<a href="#">SCE-24P20</a>	\$63.00
<a href="#">SCE-24EL2410LPPL</a>	\$527.00	24.00 x 24.00 x 11.10 [610 x 610 x 282]	<a href="#">PDF</a>	<a href="#">SCE-24P24</a>	\$74.00
<a href="#">SCE-30EL2412LPPL</a>	\$591.00	30.00 x 24.00 x 13.10 [762 x 610 x 333]	<a href="#">PDF</a>	<a href="#">SCE-30P24</a>	\$88.00
<a href="#">SCE-30EL3012LPPL</a>	\$661.00	30.00 x 30.00 x 13.10 [762 x 762 x 333]	<a href="#">PDF</a>	<a href="#">SCE-30P30</a>	\$116.00
<a href="#">SCE-36EL2412LPPL</a>	\$638.00	36.00 x 24.00 x 13.10 [914 x 610 x 333]	<a href="#">PDF</a>	<a href="#">SCE-36P24</a>	\$105.00
<a href="#">SCE-36EL3012LPPL</a>	\$697.00	36.00 x 30.00 x 13.10 [914 x 762 x 333]	<a href="#">PDF</a>	<a href="#">SCE-36P30</a>	\$141.00
<a href="#">SCE-42EL3612LPPL</a>	\$819.00	42.00 x 36.00 x 13.10 [1067 x 914 x 333]	<a href="#">PDF</a>	<a href="#">SCE-42P36</a>	\$190.00
<a href="#">SCE-48EL3612LPPL</a>	\$880.00	48.00 x 36.00 x 13.10 [1219 x 914 x 333]	<a href="#">PDF</a>	<a href="#">SCE-48P36</a>	\$214.00
<a href="#">SCE-48EL3616LPPL</a>	\$951.00	48.00 x 36.00 x 17.10 [1219 x 914 x 434]	<a href="#">PDF</a>	<a href="#">SCE-48P36</a>	\$214.00
<a href="#">SCE-60EL3612LPPL</a>	\$1,001.00	60.00 x 36.00 x 13.10 [1524 x 914 x 333]	<a href="#">PDF</a>	<a href="#">SCE-60P36</a>	\$264.00
<a href="#">SCE-60EL3616LPPL</a>	\$1,083.00	60.00 x 36.00 x 17.10 [1524 x 914 x 434]	<a href="#">PDF</a>	<a href="#">SCE-60P36</a>	\$264.00
<a href="#">SCE-60EL3624LPPL</a>	\$1,531.00	60.00 x 36.00 x 25.10 [1524 x 914 x 638]	<a href="#">PDF</a>	<a href="#">SCE-60P36</a>	\$264.00
<a href="#">SCE-72EL3624LPPL</a>	\$1,736.00	72.00 x 36.00 x 25.10 [1829 x 914 x 638]	<a href="#">PDF</a>	<a href="#">SCE-72P36</a>	\$313.00


Note: Dimensions in inches [millimeters].



# NEMA 3R, 4, 12, and 13 Padlocking Single-Door Wall-Mount



Your Enclosure Source®



## Applications

Designed to house electrical and electronic controls, instrumentation and components. Provides protection from dust, dirt, oil and water.

## Construction

- 14-gauge carbon steel
- Seams continuously welded and ground smooth
- Flange trough collar around all sides of door opening
- Door clamps are quick and easy to operate.
- Concealed hinges
- Hasp and staple for padlocking
- Poured-in-place oil- and water-resistant gasket
- Collar studs for mounting optional subpanels
- Ground studs on door and body
- Removable print pocket furnished if height and width of enclosure is greater than 12in [305mm].
- Mounting provision top and bottom of back
- Provision for lifting lugs included on enclosures with height greater than 48in [1219mm] and with depth greater than 16in [406mm].
- Lifting lug assembly included with the enclosure bolt pack

## Finish

- ANSI 61 gray powder coated inside and out
- Optional subpanels are powder coated white.

## Listings

- NEMA Type 3R, 4, 12, and 13
- cULus Listed Type 3R, 4 and 12 [File E69392]
- IEC 60529 IP66



### Shipping Schedule

Same day

1 - 15 days

Color indicates shipping lead time in business days.

### NEMA 3R, 4, 12, and 13 Single-Door Wall-Mount

Part Number	Price	Size HxWxD	Drawing Link	Optional Subpanel	Price
<a href="#">SCE-12H2406LP</a>	\$307.00	12.00 x 24.00 x 7.07 [305 x 610 x 180]	<a href="#">PDF</a>	<a href="#">SCE-12P24</a>	\$38.50
<a href="#">SCE-12H2408LP</a>	\$327.00	12.00 x 24.00 x 9.07 [305 x 610 x 230]	<a href="#">PDF</a>	<a href="#">SCE-12P24</a>	\$38.50
<a href="#">SCE-16H1206LP</a>	\$275.00	16.00 x 12.00 x 7.07 [406 x 305 x 180]	<a href="#">PDF</a>	<a href="#">SCE-16P12</a>	\$20.50
<a href="#">SCE-16H1208LP</a>	\$288.00	16.00 x 12.00 x 9.07 [406 x 305 x 230]	<a href="#">PDF</a>	<a href="#">SCE-16P12</a>	\$20.50
<a href="#">SCE-16H1210LP</a>	\$301.00	16.00 x 12.00 x 11.07 [406 x 305 x 281]	<a href="#">PDF</a>	<a href="#">SCE-16P12</a>	\$20.50
<a href="#">SCE-16H1606LP</a>	\$294.00	16.00 x 16.00 x 7.07 [406 x 406 x 180]	<a href="#">PDF</a>	<a href="#">SCE-16P16</a>	\$34.00
<a href="#">SCE-16H1608LP</a>	\$310.00	16.00 x 16.00 x 9.07 [406 x 406 x 230]	<a href="#">PDF</a>	<a href="#">SCE-16P16</a>	\$34.00
<a href="#">SCE-16H2006LP</a>	\$317.00	16.00 x 20.00 x 7.07 [406 x 508 x 180]	<a href="#">PDF</a>	<a href="#">SCE-20P16</a>	\$42.00
<a href="#">SCE-16H2008LP</a>	\$333.00	16.00 x 20.00 x 9.07 [406 x 508 x 230]	<a href="#">PDF</a>	<a href="#">SCE-20P16</a>	\$42.00
<a href="#">SCE-20H1206LP</a>	\$291.00	20.00 x 12.00 x 7.07 [508 x 305 x 180]	<a href="#">PDF</a>	<a href="#">SCE-20P12</a>	\$32.00
<a href="#">SCE-20H1208LP</a>	\$307.00	20.00 x 12.00 x 9.07 [508 x 305 x 230]	<a href="#">PDF</a>	<a href="#">SCE-20P12</a>	\$32.00
<a href="#">SCE-20H1606LP</a>	\$317.00	20.00 x 16.00 x 7.07 [508 x 406 x 180]	<a href="#">PDF</a>	<a href="#">SCE-20P16</a>	\$42.00
<a href="#">SCE-20H1608LP</a>	\$333.00	20.00 x 16.00 x 9.07 [508 x 406 x 230]	<a href="#">PDF</a>	<a href="#">SCE-20P16</a>	\$42.00
<a href="#">SCE-20H1610LP</a>	\$349.00	20.00 x 16.00 x 11.07 [508 x 406 x 281]	<a href="#">PDF</a>	<a href="#">SCE-20P16</a>	\$42.00
<a href="#">SCE-20H1612LP</a>	\$369.00	20.00 x 16.00 x 13.07 [508 x 406 x 332]	<a href="#">PDF</a>	<a href="#">SCE-20P16</a>	\$42.00
<a href="#">SCE-20H2006LP</a>	\$340.00	20.00 x 20.00 x 7.07 [508 x 508 x 180]	<a href="#">PDF</a>	<a href="#">SCE-20P20</a>	\$49.00
<a href="#">SCE-20H2008LP</a>	\$359.00	20.00 x 20.00 x 9.07 [508 x 508 x 230]	<a href="#">PDF</a>	<a href="#">SCE-20P20</a>	\$49.00
<a href="#">SCE-20H2010LP</a>	\$378.00	20.00 x 20.00 x 11.07 [508 x 508 x 281]	<a href="#">PDF</a>	<a href="#">SCE-20P20</a>	\$49.00

Note: Dimensions in inches [millimeters].

Table continued on next page

# NEMA 3R, 4, 12, and 13 Padlocking Single-Door Wall-Mount

## Shipping Schedule

Same day

1 - 15 days

Color indicates shipping lead time in business days.



Your Enclosure Source®

Table continued from previous page.

NEMA 3R, 4, 12, and 13 Single-Door Wall-Mount					
Part Number	Price	Size HxWxD	Drawing Link	Optional Subpanel	Price
<a href="#">SCE-20H2406LP</a>	\$365.00	20.00 x 24.00 x 7.07 [508 x 610 x 180]	<a href="#">PDF</a>	<a href="#">SCE-24P20</a>	\$63.00
<a href="#">SCE-20H2408LP</a>	\$387.00	20.00 x 24.00 x 9.07 [508 x 610 x 230]	<a href="#">PDF</a>	<a href="#">SCE-24P20</a>	\$63.00
<a href="#">SCE-20H3006LP</a>	\$440.00	20.00 x 30.00 x 7.07 [508 x 762 x 180]	<a href="#">PDF</a>	<a href="#">SCE-30P20</a>	\$77.00
<a href="#">SCE-24H1206LP</a>	\$307.00	24.00 x 12.00 x 7.07 [610 x 305 x 180]	<a href="#">PDF</a>	<a href="#">SCE-12P24</a>	\$38.50
<a href="#">SCE-24H1208LP</a>	\$327.00	24.00 x 12.00 x 9.07 [610 x 305 x 230]	<a href="#">PDF</a>	<a href="#">SCE-12P24</a>	\$38.50
<a href="#">SCE-24H1210LP</a>	\$343.00	24.00 x 12.00 x 11.07 [610 x 305 x 281]	<a href="#">PDF</a>	<a href="#">SCE-12P24</a>	\$38.50
<a href="#">SCE-24H1606LP</a>	\$336.00	24.00 x 16.00 x 7.07 [610 x 406 x 180]	<a href="#">PDF</a>	<a href="#">SCE-24P16</a>	\$45.50
<a href="#">SCE-24H1608LP</a>	\$356.00	24.00 x 16.00 x 9.07 [610 x 406 x 230]	<a href="#">PDF</a>	<a href="#">SCE-24P16</a>	\$45.50
<a href="#">SCE-24H2006LP</a>	\$365.00	24.00 x 20.00 x 7.07 [610 x 508 x 180]	<a href="#">PDF</a>	<a href="#">SCE-24P20</a>	\$63.00
<a href="#">SCE-24H2008LP</a>	\$388.00	24.00 x 20.00 x 9.07 [610 x 508 x 230]	<a href="#">PDF</a>	<a href="#">SCE-24P20</a>	\$63.00
<a href="#">SCE-24H2010LP</a>	\$408.00	24.00 x 20.00 x 11.07 [610 x 508 x 281]	<a href="#">PDF</a>	<a href="#">SCE-24P20</a>	\$63.00
<a href="#">SCE-24H2012LP</a>	\$430.00	24.00 x 20.00 x 13.07 [610 x 508 x 332]	<a href="#">PDF</a>	<a href="#">SCE-24P20</a>	\$63.00
<a href="#">SCE-24H2016LP</a>	\$472.00	24.00 x 20.00 x 17.07 [610 x 508 x 434]	<a href="#">PDF</a>	<a href="#">SCE-24P20</a>	\$63.00
<a href="#">SCE-24H2406LP</a>	\$395.00	24.00 x 24.00 x 7.07 [610 x 610 x 180]	<a href="#">PDF</a>	<a href="#">SCE-24P24</a>	\$74.00
<a href="#">SCE-24H2408LP</a>	\$417.00	24.00 x 24.00 x 9.07 [610 x 610 x 230]	<a href="#">PDF</a>	<a href="#">SCE-24P24</a>	\$74.00
<a href="#">SCE-24H2410LP</a>	\$440.00	24.00 x 24.00 x 11.07 [610 x 610 x 281]	<a href="#">PDF</a>	<a href="#">SCE-24P24</a>	\$74.00
<a href="#">SCE-24H2412LP</a>	\$462.00	24.00 x 24.00 x 13.07 [610 x 610 x 332]	<a href="#">PDF</a>	<a href="#">SCE-24P24</a>	\$74.00
<a href="#">SCE-24H2416LP</a>	\$508.00	24.00 x 24.00 x 17.07 [610 x 610 x 434]	<a href="#">PDF</a>	<a href="#">SCE-24P24</a>	\$74.00
<a href="#">SCE-24H3008LP</a>	\$462.00	24.00 x 30.00 x 9.07 [610 x 762 x 230]	<a href="#">PDF</a>	<a href="#">SCE-30P24</a>	\$88.00
<a href="#">SCE-30H1606LP</a>	\$369.00	30.00 x 16.00 x 7.07 [762 x 406 x 180]	<a href="#">PDF</a>	<a href="#">SCE-30P16</a>	\$63.00
<a href="#">SCE-30H2006LP</a>	\$401.00	30.00 x 20.00 x 7.07 [762 x 508 x 180]	<a href="#">PDF</a>	<a href="#">SCE-30P20</a>	\$77.00
<a href="#">SCE-30H2008LP</a>	\$427.00	30.00 x 20.00 x 9.07 [762 x 508 x 230]	<a href="#">PDF</a>	<a href="#">SCE-30P20</a>	\$77.00
<a href="#">SCE-30H2010LP</a>	\$450.00	30.00 x 20.00 x 11.07 [762 x 508 x 281]	<a href="#">PDF</a>	<a href="#">SCE-30P20</a>	\$77.00
<a href="#">SCE-30H2406LP</a>	\$437.00	30.00 x 24.00 x 7.07 [762 x 610 x 180]	<a href="#">PDF</a>	<a href="#">SCE-30P24</a>	\$88.00
<a href="#">SCE-30H2408LP</a>	\$462.00	30.00 x 24.00 x 9.07 [762 x 610 x 230]	<a href="#">PDF</a>	<a href="#">SCE-30P24</a>	\$88.00
<a href="#">SCE-30H2410LP</a>	\$488.00	30.00 x 24.00 x 11.07 [762 x 610 x 281]	<a href="#">PDF</a>	<a href="#">SCE-30P24</a>	\$88.00
<a href="#">SCE-30H2412LP</a>	\$514.00	30.00 x 24.00 x 13.07 [762 x 610 x 332]	<a href="#">PDF</a>	<a href="#">SCE-30P24</a>	\$88.00
<a href="#">SCE-30H2416LP</a>	\$566.00	30.00 x 24.00 x 17.07 [762 x 610 x 434]	<a href="#">PDF</a>	<a href="#">SCE-30P24</a>	\$88.00
<a href="#">SCE-30H2420LP</a>	\$618.00	30.00 x 24.00 x 21.07 [762 x 610 x 535]	<a href="#">PDF</a>	<a href="#">SCE-30P24</a>	\$88.00
<a href="#">SCE-30H2424LP</a>	\$670.00	30.00 x 24.00 x 25.07 [762 x 610 x 637]	<a href="#">PDF</a>	<a href="#">SCE-30P24</a>	\$88.00
<a href="#">SCE-30H3008LP</a>	\$517.00	30.00 x 30.00 x 9.07 [762 x 762 x 230]	<a href="#">PDF</a>	<a href="#">SCE-30P30</a>	\$116.00
<a href="#">SCE-30H3012LP</a>	\$576.00	30.00 x 30.00 x 13.07 [762 x 762 x 332]	<a href="#">PDF</a>	<a href="#">SCE-30P30</a>	\$116.00
<a href="#">SCE-30H3608LP</a>	\$572.00	30.00 x 36.00 x 9.07 [762 x 914 x 230]	<a href="#">PDF</a>	<a href="#">SCE-36P30</a>	\$141.00
<a href="#">SCE-36H1606LP</a>	\$391.00	36.00 x 16.00 x 7.07 [914 x 406 x 180]	<a href="#">PDF</a>	<a href="#">SCE-36P16</a>	\$74.00
<a href="#">SCE-36H2406LP</a>	\$479.00	36.00 x 24.00 x 7.07 [914 x 610 x 180]	<a href="#">PDF</a>	<a href="#">SCE-36P24</a>	\$105.00
<a href="#">SCE-36H2408LP</a>	\$508.00	36.00 x 24.00 x 9.07 [914 x 610 x 230]	<a href="#">PDF</a>	<a href="#">SCE-36P24</a>	\$105.00
<a href="#">SCE-36H2410LP</a>	\$537.00	36.00 x 24.00 x 11.07 [914 x 610 x 281]	<a href="#">PDF</a>	<a href="#">SCE-36P24</a>	\$105.00
<a href="#">SCE-36H2412LP</a>	\$566.00	36.00 x 24.00 x 13.07 [914 x 610 x 332]	<a href="#">PDF</a>	<a href="#">SCE-36P24</a>	\$105.00
<a href="#">SCE-36H2416LP</a>	\$631.00	36.00 x 24.00 x 17.07 [914 x 610 x 434]	<a href="#">PDF</a>	<a href="#">SCE-36P24</a>	\$105.00
<a href="#">SCE-36H3006LP</a>	Retired	36.00 x 30.00 x 7.07 [914 x 762 x 180]	<a href="#">PDF</a>	<a href="#">SCE-36P30</a>	\$141.00

Note: Dimensions in inches [millimeters].

Table continued on next page



# NEMA 3R, 4, 12, and 13 Padlocking Single-Door Wall-Mount

## Shipping Schedule

Same day

1 - 15 days

Color indicates shipping lead time in business days.



Your Enclosure Source®

Table continued from previous page.

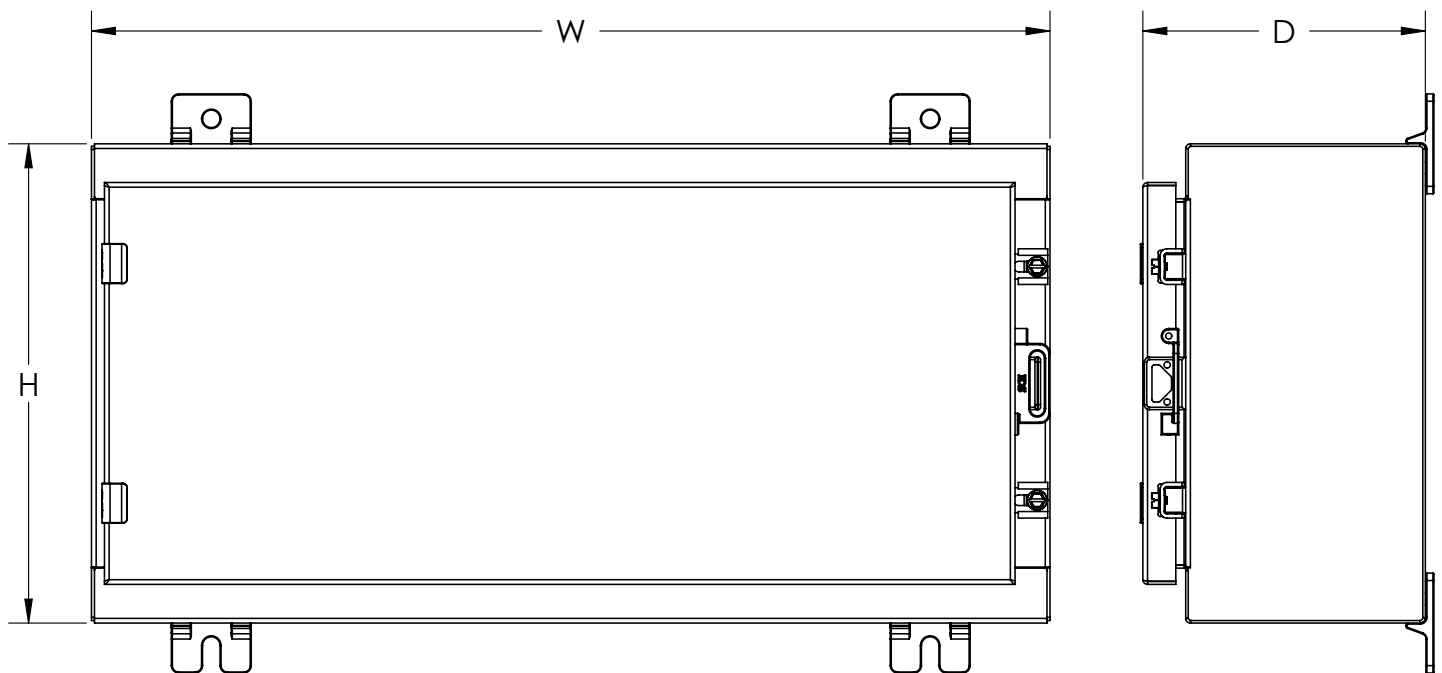
NEMA 3R, 4, 12, and 13 Single-Door Wall-Mount					
Part Number	Price	Size HxWxD	Drawing Link	Optional Subpanel	Price
<a href="#">SCE-36H3008LP</a>	\$572.00	36.00 x 30.00 x 9.07 [914 x 762 x 230]	<a href="#">PDF</a>	<a href="#">SCE-36P30</a>	\$141.00
<a href="#">SCE-36H3010LP</a>	\$605.00	36.00 x 30.00 x 11.07 [914 x 762 x 281]	<a href="#">PDF</a>	<a href="#">SCE-36P30</a>	\$141.00
<a href="#">SCE-36H3012LP</a>	\$634.00	36.00 x 30.00 x 13.07 [914 x 762 x 332]	<a href="#">PDF</a>	<a href="#">SCE-36P30</a>	\$141.00
<a href="#">SCE-36H3016LP</a>	\$699.00	36.00 x 30.00 x 17.07 [914 x 762 x 434]	<a href="#">PDF</a>	<a href="#">SCE-36P30</a>	\$141.00
<a href="#">SCE-36H3020LP</a>	\$760.00	36.00 x 30.00 x 21.07 [914 x 762 x 535]	<a href="#">PDF</a>	<a href="#">SCE-36P30</a>	\$141.00
<a href="#">SCE-36H3608LP</a>	\$634.00	36.00 x 36.00 x 9.07 [914 x 914 x 230]	<a href="#">PDF</a>	<a href="#">SCE-36P36</a>	\$165.00
<a href="#">SCE-36H3612LP</a>	\$705.00	36.00 x 36.00 x 13.07 [914 x 914 x 332]	<a href="#">PDF</a>	<a href="#">SCE-36P36</a>	\$165.00
<a href="#">SCE-36H3616LP</a>	\$773.00	36.00 x 36.00 x 17.07 [914 x 914 x 434]	<a href="#">PDF</a>	<a href="#">SCE-36P36</a>	\$165.00
<a href="#">SCE-42H2408LP</a>	\$556.00	42.00 x 24.00 x 9.07 [1067 x 610 x 230]	<a href="#">PDF</a>	<a href="#">SCE-42P24</a>	\$127.00
<a href="#">SCE-42H3008LP</a>	\$627.00	42.00 x 30.00 x 9.07 [1067 x 762 x 230]	<a href="#">PDF</a>	<a href="#">SCE-42P30</a>	\$162.00
<a href="#">SCE-42H3010LP</a>	\$660.00	42.00 x 30.00 x 11.07 [1067 x 762 x 281]	<a href="#">PDF</a>	<a href="#">SCE-42P30</a>	\$162.00
<a href="#">SCE-42H3012LP</a>	\$695.00	42.00 x 30.00 x 13.07 [1067 x 762 x 332]	<a href="#">PDF</a>	<a href="#">SCE-42P30</a>	\$162.00
<a href="#">SCE-42H3016LP</a>	\$767.00	42.00 x 30.00 x 17.07 [1067 x 762 x 434]	<a href="#">PDF</a>	<a href="#">SCE-42P30</a>	\$162.00
<a href="#">SCE-42H3608LP</a>	\$699.00	42.00 x 36.00 x 9.07 [1067 x 914 x 230]	<a href="#">PDF</a>	<a href="#">SCE-42P36</a>	\$190.00
<a href="#">SCE-42H3610LP</a>	\$734.00	42.00 x 36.00 x 11.07 [1067 x 914 x 281]	<a href="#">PDF</a>	<a href="#">SCE-42P36</a>	\$190.00
<a href="#">SCE-42H3612LP</a>	\$773.00	42.00 x 36.00 x 13.07 [1067 x 914 x 332]	<a href="#">PDF</a>	<a href="#">SCE-42P36</a>	\$190.00
<a href="#">SCE-42H3616LP</a>	\$847.00	42.00 x 36.00 x 17.07 [1067 x 914 x 434]	<a href="#">PDF</a>	<a href="#">SCE-42P36</a>	\$190.00
<a href="#">SCE-48H2408LP</a>	\$602.00	48.00 x 24.00 x 9.07 [1219 x 610 x 230]	<a href="#">PDF</a>	<a href="#">SCE-48P24</a>	\$137.00
<a href="#">SCE-48H3008LP</a>	\$682.00	48.00 x 30.00 x 9.07 [1219 x 762 x 230]	<a href="#">PDF</a>	<a href="#">SCE-48P30</a>	\$179.00
<a href="#">SCE-48H3010LP</a>	\$718.00	48.00 x 30.00 x 11.07 [1219 x 762 x 281]	<a href="#">PDF</a>	<a href="#">SCE-48P30</a>	\$179.00
<a href="#">SCE-48H3016LP</a>	\$831.00	48.00 x 30.00 x 17.07 [1219 x 762 x 434]	<a href="#">PDF</a>	<a href="#">SCE-48P30</a>	\$179.00
<a href="#">SCE-48H3608LP</a>	\$760.00	48.00 x 36.00 x 9.07 [1219 x 914 x 230]	<a href="#">PDF</a>	<a href="#">SCE-48P36</a>	\$214.00
<a href="#">SCE-48H3610LP</a>	\$802.00	48.00 x 36.00 x 11.07 [1219 x 914 x 281]	<a href="#">PDF</a>	<a href="#">SCE-48P36</a>	\$214.00
<a href="#">SCE-48H3612LP</a>	\$841.00	48.00 x 36.00 x 13.07 [1219 x 914 x 332]	<a href="#">PDF</a>	<a href="#">SCE-48P36</a>	\$214.00
<a href="#">SCE-48H3616LP</a>	\$922.00	48.00 x 36.00 x 17.07 [1219 x 914 x 434]	<a href="#">PDF</a>	<a href="#">SCE-48P36</a>	\$214.00
<a href="#">SCE-48H3620LP</a>	\$1,003.00	48.00 x 36.00 x 21.07 [1219 x 914 x 535]	<a href="#">PDF</a>	<a href="#">SCE-48P36</a>	\$214.00
<a href="#">SCE-60H3608LP</a>	\$886.00	60.00 x 36.00 x 9.07 [1524 x 914 x 230]	<a href="#">PDF</a>	<a href="#">SCE-60P36</a>	\$264.00
<a href="#">SCE-60H3610LP</a>	\$935.00	60.00 x 36.00 x 11.07 [1524 x 914 x 281]	<a href="#">PDF</a>	<a href="#">SCE-60P36</a>	\$264.00
<a href="#">SCE-60H3612LP</a>	\$980.00	60.00 x 36.00 x 13.07 [1524 x 914 x 332]	<a href="#">PDF</a>	<a href="#">SCE-60P36</a>	\$264.00
<a href="#">SCE-60H3616LP</a>	\$1,071.00	60.00 x 36.00 x 17.07 [1524 x 914 x 434]	<a href="#">PDF</a>	<a href="#">SCE-60P36</a>	\$264.00
<a href="#">SCE-60H3620LP</a>	\$1,164.00	60.00 x 36.00 x 21.07 [1524 x 914 x 535]	<a href="#">PDF</a>	<a href="#">SCE-60P36</a>	\$264.00
<a href="#">SCE-72H3012LP</a>	\$1,048.00	72.00 x 30.00 x 13.07 [1829 x 762 x 332]	<a href="#">PDF</a>	<a href="#">SCE-72P30</a>	\$292.00
<a href="#">SCE-72H3016LP</a>	\$1,198.00	72.00 x 30.00 x 17.07 [1829 x 762 x 434]	<a href="#">PDF</a>	<a href="#">SCE-72P30</a>	\$292.00
<a href="#">SCE-72H3024LP</a>	\$1,316.00	72.00 x 30.00 x 25.07 [1829 x 762 x 637]	<a href="#">PDF</a>	<a href="#">SCE-72P30</a>	\$292.00
<a href="#">SCE-72H3612LP</a>	\$1,119.00	72.00 x 36.00 x 13.07 [1829 x 914 x 332]	<a href="#">PDF</a>	<a href="#">SCE-72P36</a>	\$313.00
<a href="#">SCE-72H3616LP</a>	\$1,271.00	72.00 x 36.00 x 17.07 [1829 x 914 x 434]	<a href="#">PDF</a>	<a href="#">SCE-72P36</a>	\$313.00

Note: Dimensions in inches [millimeters].

# NEMA 3R, 4, 12, and 13 Padlocking Single-Door Wall-Mount



## Dimensions



# Enviroline Series NEMA 3R, 4, 12 and 13 Two-Door Wall-Mount with 3-Point Handles



Your Enclosure Source®



## Applications

Designed to house electrical and electronic controls, instrumentation and components. For outdoor applications a drip shield is recommended.

## Construction

- 14-gauge carbon steel
- Seams continuously welded and ground smooth
- Flange trough collar around all sides of door opening
- Collar and studs are provided for mounting optional subpanels.
- Removable center posts permit easy subpanel installation.
- Mounting holes in back of the enclosure for wall-mounting
- Mounting hardware, sealing washers, and hole plugs are included.
- Concealed hinges
- Removable and interchangeable doors
- Black, keylocking/padlocking handles
- 3-point latching mechanism
- Removable print pocket
- Poured-in-place oil- and water-resistant gasket
- Ground studs on door and body

Note: Mechanical Interlock not for use in enclosures 24.0in [610mm] in height.

## Options

- Optional tamper-resistant inserts are available.
- Optional mounting feet are available ([SCE-ELMFK4](#)).
- Door hardware available

## Finish

- ANSI 61 gray powder coated inside and out
- Optional subpanels are powder coated white.

## Listings

- NEMA Type 3R, 4, 12, and 13
- cULus Listed Type 3R, 4 and 12 [File E69392]
- IEC 60529 IP66



## Shipping Schedule

Same day	1 - 15 days
----------	-------------

Color indicates shipping lead time in business days.

## Enviroline Series NEMA 3R, 4, 12 and 13 Two-Door Wall-Mount with 3-Point Handles

Part Number	Price	Size HxWxD	Drawing Link	Optional Subpanel	Price
<a href="#">SCE-24EL4210WFLP</a>	\$1,083.00	24.00 x 42.00 x 11.10 [610 x 1067 x 282]	<a href="#">PDF</a>	<a href="#">SCE-42P24</a>	\$127.00
<a href="#">SCE-24EL4810WFLP</a>	\$1,126.00	24.00 x 48.00 x 11.10 [610 x 1219 x 282]	<a href="#">PDF</a>	<a href="#">SCE-48P24</a>	\$137.00
<a href="#">SCE-30EL4210WFLP</a>	\$1,142.00	30.00 x 42.00 x 11.10 [762 x 1067 x 282]	<a href="#">PDF</a>	<a href="#">SCE-42P30</a>	\$162.00
<a href="#">SCE-30EL4810WFLP</a>	\$1,258.00	30.00 x 48.00 x 11.10 [762 x 1219 x 282]	<a href="#">PDF</a>	<a href="#">SCE-48P30</a>	\$179.00
<a href="#">SCE-30EL6010WFLP</a>	\$1,391.00	30.00 x 60.00 x 11.10 [762 x 1524 x 282]	<a href="#">PDF</a>	<a href="#">SCE-60P30</a>	\$221.00
<a href="#">SCE-36EL4216WFLP</a>	\$1,380.00	36.00 x 42.00 x 17.10 [914 x 1067 x 434]	<a href="#">PDF</a>	<a href="#">SCE-42P36</a>	\$190.00
<a href="#">SCE-36EL4812WFLP</a>	\$1,451.00	36.00 x 48.00 x 13.10 [914 x 1219 x 333]	<a href="#">PDF</a>	<a href="#">SCE-48P36</a>	\$214.00
<a href="#">SCE-36EL6012WFLP</a>	\$1,612.00	36.00 x 60.00 x 13.10 [914 x 1524 x 333]	<a href="#">PDF</a>	<a href="#">SCE-60P36</a>	\$264.00
<a href="#">SCE-42EL4212WFLP</a>	\$1,538.00	42.00 x 42.00 x 13.10 [1067 x 1067 x 333]	<a href="#">PDF</a>	<a href="#">SCE-42P42</a>	\$218.00
<a href="#">SCE-42EL4812WFLP</a>	\$1,678.00	42.00 x 48.00 x 13.10 [1067 x 1219 x 333]	<a href="#">PDF</a>	<a href="#">SCE-48P42</a>	\$246.00
<a href="#">SCE-42EL6012WFLP</a>	\$1,871.00	42.00 x 60.00 x 13.10 [1067 x 1524 x 333]	<a href="#">PDF</a>	<a href="#">SCE-60P42</a>	\$295.00
<a href="#">SCE-48EL4812WFLP</a>	\$1,822.00	48.00 x 48.00 x 13.10 [1219 x 1219 x 333]	<a href="#">PDF</a>	<a href="#">SCE-48P48</a>	\$295.00

Note: Dimensions in inches [millimeters].

# NEMA 3R, 12, and 13 Double-Door Wall-Mount



## Applications

Designed to house electrical and electronic controls, instrumentation and components. Provides protection from dust, oil and water. For outdoor applications a drip shield is recommended.

## Construction

- 14-gauge carbon steel
- Seams continuously welded and ground smooth
- Flange trough collar around all sides of door opening
- Gasketed overlapping doors eliminate need for a center post
- Black zinc diecast keylocking/padlocking handle
- 3-point latching mechanism
- Latch rods have ramp shoes for easier door closing.
- Concealed hinges
- Removable and interchangeable doors
- A removable print pocket is provided on door with 3-point latch.
- Poured-in-place oil- and water-resistant gasket
- Collar studs for mounting optional subpanel
- Ground studs on door and body
- Mounting hardware, sealing washers, and hole plugs are included.

## Options

- Optional mounting feet are available ([SCE-ELMFK4](#)).

## Finish

- ANSI 61 gray powder coated inside and out
- Optional subpanels are powder coated white.

## Listings

- NEMA Type 3R, 12, and 13
- cULus Listed Type 3R and 12 [File E69392]
- IEC 60529 IP55



# NEMA 3R, 12, and 13 Double-Door Wall-Mount



Your Enclosure Source®

## Shipping Schedule

Same day

1 - 15 days

Color indicates shipping lead time in business days.

## NEMA 3R, 12, and 13 Double-Door Wall-Mount

Part Number	Price	Size HxWxD	Drawing Link	Optional Subpanel	Price
<a href="#">SCE-244208WFLP</a>	\$700.00	24.00 x 42.00 x 9.10 [610 x 1067 x 231]	<a href="#">PDF</a>	<a href="#">SCE-42P24</a>	\$127.00
<a href="#">SCE-244212WFLP</a>	\$772.00	24.00 x 42.00 x 13.10 [610 x 1067 x 333]	<a href="#">PDF</a>	<a href="#">SCE-42P24</a>	\$127.00
<a href="#">SCE-244808WFLP</a>	\$759.00	24.00 x 48.00 x 9.10 [610 x 1219 x 231]	<a href="#">PDF</a>	<a href="#">SCE-48P24</a>	\$137.00
<a href="#">SCE-244812WFLP</a>	\$811.00	24.00 x 48.00 x 13.10 [610 x 1219 x 333]	<a href="#">PDF</a>	<a href="#">SCE-48P24</a>	\$137.00
<a href="#">SCE-304210WFLP</a>	\$838.00	30.00 x 42.00 x 11.10 [762 x 1067 x 282]	<a href="#">PDF</a>	<a href="#">SCE-42P30</a>	\$162.00
<a href="#">SCE-304810WFLP</a>	\$910.00	30.00 x 48.00 x 11.10 [762 x 1219 x 282]	<a href="#">PDF</a>	<a href="#">SCE-48P30</a>	\$179.00
<a href="#">SCE-306010WFLP</a>	\$1,054.00	30.00 x 60.00 x 11.10 [762 x 1524 x 282]	<a href="#">PDF</a>	<a href="#">SCE-60P30</a>	\$221.00
<a href="#">SCE-306012WFLP</a>	\$1,135.00	30.00 x 60.00 x 13.10 [762 x 1524 x 333]	<a href="#">PDF</a>	<a href="#">SCE-60P30</a>	\$221.00
<a href="#">SCE-364212WFLP</a>	\$975.00	36.00 x 42.00 x 13.10 [914 x 1067 x 333]	<a href="#">PDF</a>	<a href="#">SCE-42P36</a>	\$190.00
<a href="#">SCE-364216WFLP</a>	\$1,061.00	36.00 x 42.00 x 17.10 [914 x 1067 x 434]	<a href="#">PDF</a>	<a href="#">SCE-42P36</a>	\$190.00
<a href="#">SCE-364810WFLP</a>	\$1,047.00	36.00 x 48.00 x 11.10 [914 x 1219 x 282]	<a href="#">PDF</a>	<a href="#">SCE-48P36</a>	\$214.00
<a href="#">SCE-364812WFLP</a>	\$1,064.00	36.00 x 48.00 x 13.10 [914 x 1219 x 333]	<a href="#">PDF</a>	<a href="#">SCE-48P36</a>	\$214.00
<a href="#">SCE-364816WFLP</a>	\$1,162.00	36.00 x 48.00 x 17.10 [914 x 1219 x 434]	<a href="#">PDF</a>	<a href="#">SCE-48P36</a>	\$214.00
<a href="#">SCE-366012WFLP</a>	\$1,240.00	36.00 x 60.00 x 13.10 [914 x 1524 x 333]	<a href="#">PDF</a>	<a href="#">SCE-60P36</a>	\$264.00
<a href="#">SCE-366016WFLP</a>	\$1,382.00	36.00 x 60.00 x 17.10 [914 x 1524 x 434]	<a href="#">PDF</a>	<a href="#">SCE-60P36</a>	\$264.00
<a href="#">SCE-424212WFLP</a>	\$1,077.00	42.00 x 42.00 x 13.10 [1067 x 1067 x 333]	<a href="#">PDF</a>	<a href="#">SCE-42P42</a>	\$218.00
<a href="#">SCE-424216WFLP</a>	\$1,223.00	42.00 x 42.00 x 17.10 [1067 x 1067 x 434]	<a href="#">PDF</a>	<a href="#">SCE-42P42</a>	\$218.00
<a href="#">SCE-424812WFLP</a>	\$1,175.00	42.00 x 48.00 x 13.10 [1067 x 1219 x 333]	<a href="#">PDF</a>	<a href="#">SCE-48P42</a>	\$246.00
<a href="#">SCE-424816WFLP</a>	\$1,318.00	42.00 x 48.00 x 17.10 [1067 x 1219 x 434]	<a href="#">PDF</a>	<a href="#">SCE-48P42</a>	\$246.00
<a href="#">SCE-426012WFALP</a>	\$1,371.00	42.00 x 60.00 x 13.10 [1067 x 1524 x 333]	<a href="#">PDF</a>	<a href="#">SCE-60BFP42</a>	\$320.00
<a href="#">SCE-426016WFALP</a>	\$1,572.00	42.00 x 60.00 x 17.10 [1067 x 1524 x 434]	<a href="#">PDF</a>	<a href="#">SCE-60BFP42</a>	\$320.00
<a href="#">SCE-484812WFLP</a>	\$1,283.00	48.00 x 48.00 x 13.10 [1219 x 1219 x 333]	<a href="#">PDF</a>	<a href="#">SCE-48P48</a>	\$295.00
<a href="#">SCE-484816WFLP</a>	\$1,500.00	48.00 x 48.00 x 17.10 [1219 x 1219 x 434]	<a href="#">PDF</a>	<a href="#">SCE-48P48</a>	\$295.00

Note: Dimensions in inches [millimeters].

# NEMA 3R Vented Single-Door Wall-Mount



Your Enclosure Source®



## Applications

Designed to house electrical controls, drives, instruments and components used in an outdoor environment to provide a degree of protection for the equipment inside the enclosure against ingress of solid foreign objects (falling dirt); and provide a degree of protection with respect to the harmful effects on the equipment due to the ingress of water (rain, sleet, snow).

## Finish

- White powder coated inside and out
- Optional subpanels are powder coated white.

## Listings

- NEMA Type 3R
- cULus Listed Type 3R [File E69392]
- IEC 60529 IP32



## Construction

- 14-gauge galvanized steel.
- Black, 1/4-turn latches and padlocking knob
- Provisions for subpanel
- Doors open 180°
- Concealed hinges
- Vented top hood with removable cover and washable reusable filter
- Top mounted fans
- Vented rain hood with filter kits in door
- DIN rail mounting provisions inside top for installation of thermostat and terminals
- Poured-in-place oil- and water-resistant gasket
- Ground studs on door and body
- Mounting holes for optional mounting straps
- 3/8-16 grounding kit
- Subpanel mounting hardware included
- 115VAC fan
- Provision for lifting lugs is included on enclosures with height greater than 48in [1219mm] and with depth greater than 16in [406mm].
  - Lifting lug assembly is included with the enclosure.
- Bolt pack and hole plugs are provided to seal holes in bottom of enclosure.

## Shipping Schedule

Same day 1 - 15 days

Color indicates shipping lead time in business days.

## NEMA 3R Vented Single-Door Wall-Mount

Part Number	Price	Size HxWxD	Drawing Link	Optional Subpanel	Price
<a href="#">SCE-29VR2412</a>	\$965.00	29.00 x 24.00 x 13.07 [737 x 610 x 332]	<a href="#">PDF</a>	<a href="#">SCE-24P24</a>	\$74.00
<a href="#">SCE-29VR2416</a>	\$1,065.00	29.00 x 24.00 x 17.07 [737 x 610 x 434]	<a href="#">PDF</a>	<a href="#">SCE-24P24</a>	\$74.00
<a href="#">SCE-35VR2412</a>	\$1,080.00	35.00 x 24.00 x 13.07 [889 x 610 x 332]	<a href="#">PDF</a>	<a href="#">SCE-30P24</a>	\$88.00
<a href="#">SCE-41VR2412</a>	\$1,221.00	41.00 x 24.00 x 13.07 [1041 x 610 x 332]	<a href="#">PDF</a>	<a href="#">SCE-36P24</a>	\$105.00
<a href="#">SCE-47VR2414</a>	\$1,475.00	47.00 x 24.00 x 15.07 [1194 x 610 x 383]	<a href="#">PDF</a>	<a href="#">SCE-42P24</a>	\$127.00
<a href="#">SCE-53VR3616</a>	\$2,373.00	53.00 x 36.00 x 17.07 [1346 x 914 x 434]	<a href="#">PDF</a>	<a href="#">SCE-48P36</a>	\$214.00
<a href="#">SCE-53VR3620</a>	\$2,641.00	53.00 x 36.00 x 21.07 [1346 x 914 x 535]	<a href="#">PDF</a>	<a href="#">SCE-48P36</a>	\$214.00
<a href="#">SCE-65VR3616</a>	\$2,684.00	65.00 x 36.00 x 17.07 [1651 x 914 x 434]	<a href="#">PDF</a>	<a href="#">SCE-60P36</a>	\$264.00
<a href="#">SCE-65VR3620</a>	\$2,943.00	65.00 x 36.00 x 21.07 [1651 x 914 x 535]	<a href="#">PDF</a>	<a href="#">SCE-60P36</a>	\$264.00

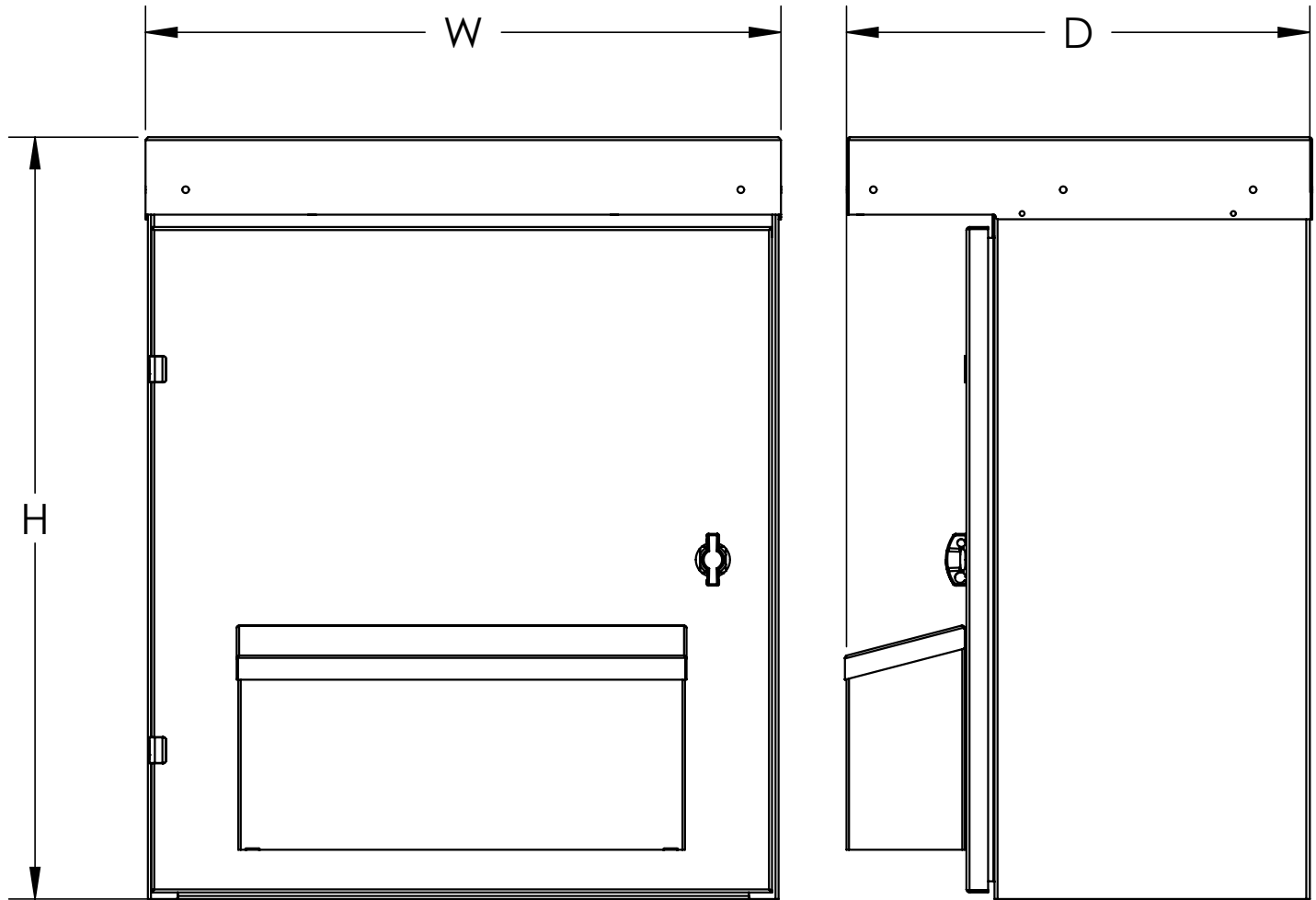
Note: Dimensions in inches [millimeters].

# NEMA 3R Vented Single-Door Wall-Mount



*Your Enclosure Source®*

## Dimensions



# NEMA 3R Painted Galvannealed Steel Single-Door Wall-Mount



Your Enclosure Source®



## Applications

Designed to house electrical controls, instruments, and components in an outdoor environment. Protects against rain, sleet and snow.

## Construction

- 14-gauge, 16-gauge, or 18-gauge galvannealed steel
- Concealed hinges
- Spot weld construction
- Rain cap
- Mounting holes in back of enclosure
- Provisions for subpanel
- Doors open 180°
- Black, 1/4-turn latch with padlocking wing-knobs
- Poured-in-place oil- and water-resistant gasket
- Ground studs on door and body
- 3/8-16 grounding kit
- Subpanel mounting hardware included

Note: Optional mounting straps or mounting foot kits available.

## Finish

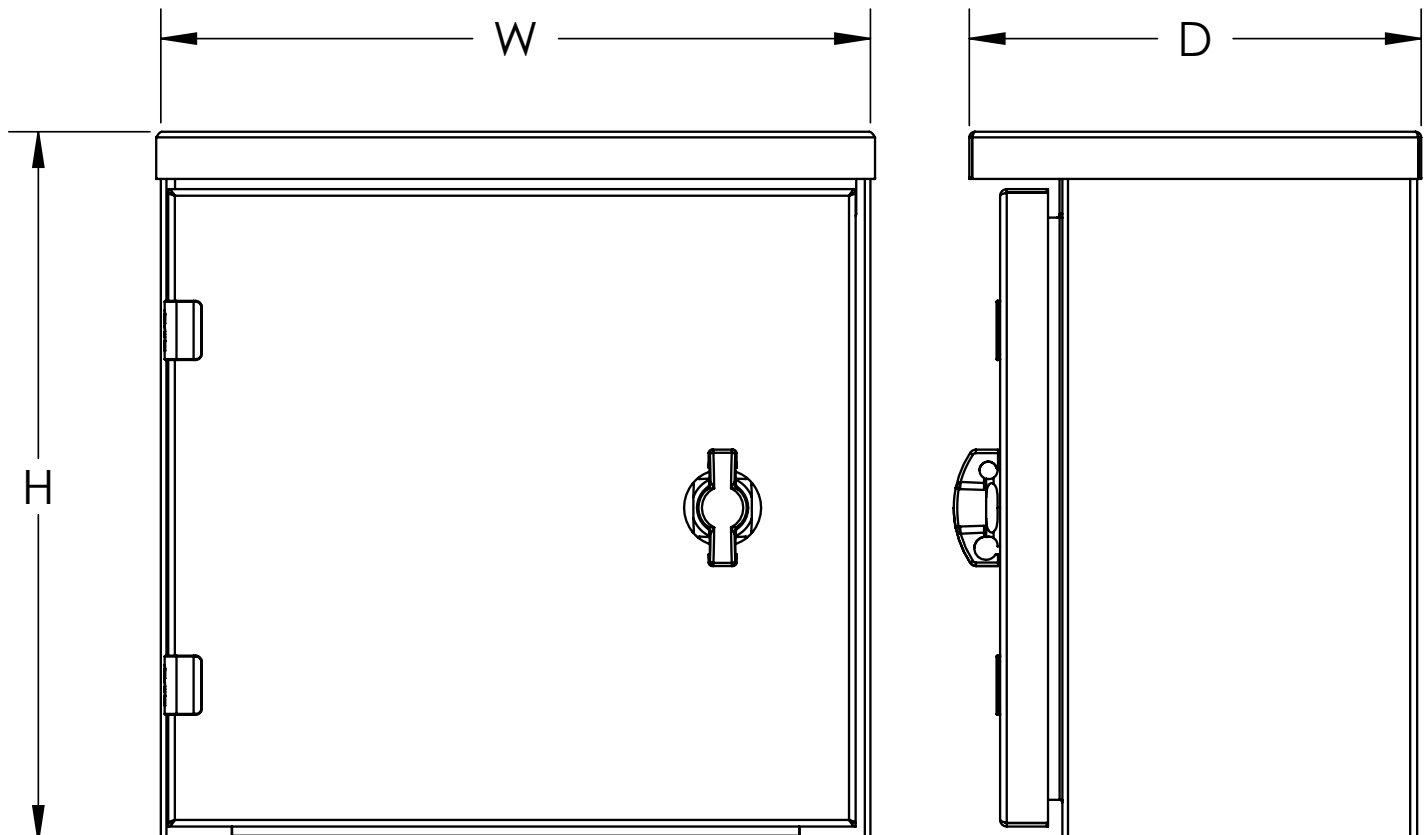
- ANSI 61 gray powder coated inside and out
- Optional subpanels are powder coated white.

## Listings

- NEMA Type 3R
- cULus Listed Type 3R [File E69392]
- IEC 60529 IP32



## Dimensions





# NEMA 3R Painted Galvannealed Steel Single-Door Wall-Mount



Your Enclosure Source®

## Shipping Schedule

Same day

1 - 15 days

Color indicates shipping lead time in business days.

## NEMA 3 Painted Galvannealed Steel Single-Door Wall-Mount

Part Number	Price	Size HxWxD	Drawing Link	Optional Subpanel	Price
<a href="#">SCE-12R1206LP</a>	\$110.00	12.00 x 12.20 x 7.70 [305 x 310 x 196]	<a href="#">PDF</a>	<a href="#">SCE-12DLP12</a>	\$19.00
<a href="#">SCE-12R1208LP</a>	\$116.00	12.00 x 12.20 x 9.70 [305 x 310 x 246]	<a href="#">PDF</a>	<a href="#">SCE-12DLP12</a>	\$19.00
<a href="#">SCE-16R1206LP</a>	\$143.00	16.00 x 12.20 x 7.70 [406 x 310 x 196]	<a href="#">PDF</a>	<a href="#">SCE-16P12</a>	\$20.50
<a href="#">SCE-16R1208LP</a>	\$150.00	16.00 x 12.20 x 9.70 [406 x 310 x 246]	<a href="#">PDF</a>	<a href="#">SCE-16P12</a>	\$20.50
<a href="#">SCE-20R1606LP</a>	\$193.00	20.00 x 16.20 x 7.70 [508 x 411 x 196]	<a href="#">PDF</a>	<a href="#">SCE-20P16</a>	\$42.00
<a href="#">SCE-20R1608LP</a>	\$202.00	20.00 x 16.20 x 9.70 [508 x 411 x 246]	<a href="#">PDF</a>	<a href="#">SCE-20P16</a>	\$42.00
<a href="#">SCE-24R2006LP</a>	\$295.00	24.00 x 20.20 x 7.70 [610 x 513 x 196]	<a href="#">PDF</a>	<a href="#">SCE-24P20</a>	\$63.00
<a href="#">SCE-24R2008LP</a>	\$309.00	24.00 x 20.20 x 9.70 [610 x 513 x 246]	<a href="#">PDF</a>	<a href="#">SCE-24P20</a>	\$63.00
<a href="#">SCE-24R2012LP</a>	\$332.00	24.00 x 20.20 x 13.70 [610 x 513 x 348]	<a href="#">PDF</a>	<a href="#">SCE-24P20</a>	\$63.00
<a href="#">SCE-24R2016LP</a>	\$360.00	24.00 x 20.20 x 17.70 [610 x 513 x 450]	<a href="#">PDF</a>	<a href="#">SCE-24P20</a>	\$63.00
<a href="#">SCE-24R2408LP</a>	\$335.00	24.00 x 24.20 x 9.70 [610 x 615 x 246]	<a href="#">PDF</a>	<a href="#">SCE-24P24</a>	\$74.00
<a href="#">SCE-24R2412LP</a>	\$359.00	24.00 x 24.20 x 13.70 [610 x 615 x 348]	<a href="#">PDF</a>	<a href="#">SCE-24P24</a>	\$74.00
<a href="#">SCE-24R2416LP</a>	\$388.00	24.00 x 24.20 x 17.70 [610 x 615 x 450]	<a href="#">PDF</a>	<a href="#">SCE-24P24</a>	\$74.00
<a href="#">SCE-30R2408LP</a>	\$408.00	30.00 x 24.20 x 9.70 [762 x 615 x 246]	<a href="#">PDF</a>	<a href="#">SCE-30P24</a>	\$88.00
<a href="#">SCE-30R2412LP</a>	\$432.00	30.00 x 24.20 x 13.70 [762 x 615 x 348]	<a href="#">PDF</a>	<a href="#">SCE-30P24</a>	\$88.00
<a href="#">SCE-30R2416LP</a>	\$463.00	30.00 x 24.20 x 17.70 [762 x 615 x 450]	<a href="#">PDF</a>	<a href="#">SCE-30P24</a>	\$88.00
<a href="#">SCE-36R2408LP</a>	\$598.00	36.00 x 24.20 x 9.70 [914 x 615 x 246]	<a href="#">PDF</a>	<a href="#">SCE-36P24</a>	\$105.00
<a href="#">SCE-36R2412LP</a>	\$626.00	36.00 x 24.20 x 13.70 [914 x 615 x 348]	<a href="#">PDF</a>	<a href="#">SCE-36P24</a>	\$105.00
<a href="#">SCE-36R2416LP</a>	\$653.00	36.00 x 24.20 x 17.70 [914 x 615 x 450]	<a href="#">PDF</a>	<a href="#">SCE-36P24</a>	\$105.00
<a href="#">SCE-36R3008LP</a>	\$635.00	36.00 x 30.20 x 9.70 [914 x 767 x 246]	<a href="#">PDF</a>	<a href="#">SCE-36P30</a>	\$141.00
<a href="#">SCE-36R3012LP</a>	\$665.00	36.00 x 30.20 x 13.70 [914 x 767 x 348]	<a href="#">PDF</a>	<a href="#">SCE-36P30</a>	\$141.00
<a href="#">SCE-36R3016LP</a>	\$692.00	36.00 x 30.20 x 17.70 [914 x 767 x 450]	<a href="#">PDF</a>	<a href="#">SCE-36P30</a>	\$141.00
<a href="#">SCE-42R3012LP</a>	\$750.00	42.00 x 30.20 x 13.70 [1067 x 767 x 348]	<a href="#">PDF</a>	<a href="#">SCE-42P30</a>	\$162.00
<a href="#">SCE-42R3016LP</a>	\$789.00	42.00 x 30.20 x 17.70 [1067 x 767 x 450]	<a href="#">PDF</a>	<a href="#">SCE-42P30</a>	\$162.00

Note: Dimensions in inches [millimeters].

# NEMA 3R Screw Cover Wall-Mount



## Applications

Designed to house electrical controls, instruments, and components in an outdoor environment. Protects against rain, sleet and snow.

## Construction

- 16-gauge or 18-gauge galvanized steel
  - See drawings for details
- Spot weld construction
- Rain cap
- Mounting holes in back of enclosure
- Slip on removable screw cover
- Padlocking provisions
- No gasket
- No subpanel or provisions
- Ground studs on door and body

Note: Optional mounting straps available.

## Finish

- ANSI 61 gray powder coated inside and out

## Listings

- NEMA Type 3R
- cULus Listed Type 3R [File E69392]
- IEC 60529 IP32



## Shipping Schedule

Same day

1 - 15 days

Color indicates shipping lead time in business days.

## NEMA 3R Screw Cover Wall-Mount

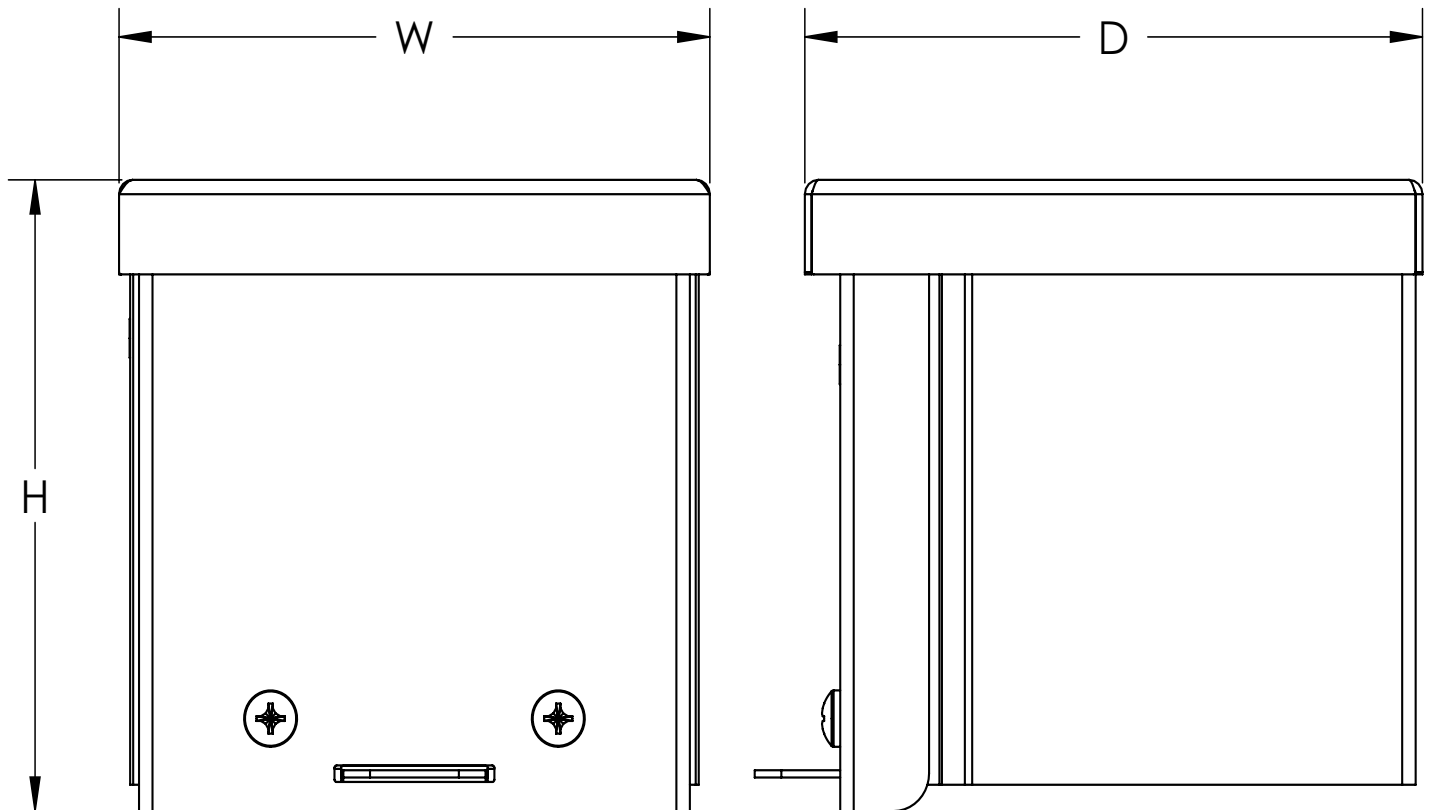
Part Number	Price	Size HxWxD	Drawing Link
<a href="#">SCE-4R44</a>	\$63.00	4.00 x 4.16 x 4.35 [102 x 106 x 110]	<a href="#">PDF</a>
<a href="#">SCE-6R64</a>	\$66.00	6.00 x 6.16 x 4.35 [152 x 156 x 110]	<a href="#">PDF</a>
<a href="#">SCE-6R66</a>	\$69.00	6.00 x 6.16 x 6.35 [152 x 156 x 161]	<a href="#">PDF</a>
<a href="#">SCE-8R64</a>	\$75.00	8.00 x 6.16 x 4.35 [203 x 156 x 110]	<a href="#">PDF</a>
<a href="#">SCE-8R66</a>	\$83.00	8.00 x 6.16 x 6.35 [203 x 156 x 161]	<a href="#">PDF</a>
<a href="#">SCE-10R84</a>	\$92.00	10.00 x 8.16 x 4.35 [254 x 207 x 110]	<a href="#">PDF</a>
<a href="#">SCE-10R86</a>	\$98.00	10.00 x 8.16 x 6.35 [254 x 207 x 161]	<a href="#">PDF</a>
<a href="#">SCE-10R104</a>	\$111.00	10.00 x 10.16 x 4.35 [254 x 258 x 110]	<a href="#">PDF</a>
<a href="#">SCE-10R106</a>	\$130.00	10.00 x 10.16 x 6.35 [254 x 258 x 161]	<a href="#">PDF</a>
<a href="#">SCE-12R104</a>	\$139.00	12.00 x 10.16 x 4.35 [305 x 258 x 110]	<a href="#">PDF</a>
<a href="#">SCE-12R106</a>	\$145.00	12.00 x 10.16 x 6.35 [305 x 258 x 161]	<a href="#">PDF</a>
<a href="#">SCE-12R124</a>	\$152.00	12.00 x 12.16 x 4.35 [305 x 309 x 110]	<a href="#">PDF</a>
<a href="#">SCE-12R126</a>	\$162.00	12.00 x 12.16 x 6.35 [305 x 309 x 161]	<a href="#">PDF</a>

Note: Dimensions in inches [millimeters].

# NEMA 3R Screw Cover Wall-Mount



## Dimensions



# NEMA 1 Single-Door Wall-Mount



## Applications

Designed to house electrical controls, instruments, and components in areas that do not require oil, water and dust tight protection.

## Construction

- 14-gauge, 16-gauge, or 18-gauge carbon steel depending on size
  - See drawings for details
- Spot weld construction
- Standoffs are provided for mounting optional subpanels.
- Butt hinge
- Doors open 180°
- Black, 1/4-turn latches
- Latches are opened or closed with a screwdriver.
- Ground stud on door and body
- Mounting holes in back of enclosure
- Subpanel mounting hardware included
- Optional mounting straps are available.

## Finish

- ANSI 61 gray powder coated inside and out
- Optional subpanels are powder coated white.

## Listings

- NEMA Type 1
- cULus Listed Type 1
- IEC 60529 IP30



# NEMA 1 Single-Door Wall-Mount



## Shipping Schedule

Same day

1 - 15 days

Color indicates shipping lead time in business days.

## NEMA 1 Single-Door Wall-Mount

Part Number	Price	Size HxWxD	Drawing Link	Optional Subpanel	Price
<a href="#">SCE-6N604LP</a>	\$45.50	6.38 x 6.38 x 4.12 [162 x 162 x 105]	<a href="#">PDF</a>	<a href="#">SCE-6N6MP</a>	\$4.25
<a href="#">SCE-8N604LP</a>	\$50.00	8.38 x 6.38 x 4.12 [213 x 162 x 105]	<a href="#">PDF</a>	<a href="#">SCE-8N6MP</a>	\$5.00
<a href="#">SCE-8N804LP</a>	\$55.00	8.38 x 8.38 x 4.12 [213 x 213 x 105]	<a href="#">PDF</a>	<a href="#">SCE-8N8MP</a>	\$5.75
<a href="#">SCE-8N806LP</a>	\$62.00	8.38 x 8.38 x 6.12 [213 x 213 x 155]	<a href="#">PDF</a>	<a href="#">SCE-8N8MP</a>	\$5.75
<a href="#">SCE-10N804LP</a>	\$61.00	10.38 x 8.38 x 4.12 [264 x 213 x 105]	<a href="#">PDF</a>	<a href="#">SCE-10N8MP</a>	\$6.75
<a href="#">SCE-10N806LP</a>	\$69.00	10.38 x 8.38 x 6.12 [264 x 213 x 155]	<a href="#">PDF</a>	<a href="#">SCE-10N8MP</a>	\$6.75
<a href="#">SCE-10N1004LP</a>	\$62.00	10.38 x 10.38 x 4.12 [264 x 264 x 105]	<a href="#">PDF</a>	<a href="#">SCE-10N10MP</a>	\$8.00
<a href="#">SCE-10N1006LP</a>	\$76.00	10.38 x 10.38 x 6.12 [264 x 264 x 155]	<a href="#">PDF</a>	<a href="#">SCE-10N10MP</a>	\$8.00
<a href="#">SCE-12N1004LP</a>	\$73.00	12.38 x 10.38 x 4.12 [314 x 264 x 105]	<a href="#">PDF</a>	<a href="#">SCE-12N10MP</a>	\$9.00
<a href="#">SCE-12N1006LP</a>	\$83.00	12.38 x 10.38 x 6.12 [314 x 264 x 155]	<a href="#">PDF</a>	<a href="#">SCE-12N10MP</a>	\$9.00
<a href="#">SCE-12N1204LP</a>	\$80.00	12.38 x 12.38 x 4.12 [314 x 314 x 105]	<a href="#">PDF</a>	<a href="#">SCE-12N12MP</a>	\$10.75
<a href="#">SCE-12N1206LP</a>	\$91.00	12.38 x 12.38 x 6.12 [314 x 314 x 155]	<a href="#">PDF</a>	<a href="#">SCE-12N12MP</a>	\$10.75
<a href="#">SCE-12N1208LP</a>	\$101.00	12.38 x 12.38 x 8.12 [314 x 314 x 206]	<a href="#">PDF</a>	<a href="#">SCE-12N12MP</a>	\$10.75
<a href="#">SCE-14N1204LP</a>	\$87.00	14.38 x 12.38 x 4.12 [365 x 314 x 105]	<a href="#">PDF</a>	<a href="#">SCE-14N12MP</a>	\$12.00
<a href="#">SCE-14N1206LP</a>	\$99.00	14.38 x 12.38 x 6.12 [365 x 314 x 155]	<a href="#">PDF</a>	<a href="#">SCE-14N12MP</a>	\$12.00
<a href="#">SCE-14N1208LP</a>	\$110.00	14.38 x 12.38 x 8.12 [365 x 314 x 206]	<a href="#">PDF</a>	<a href="#">SCE-14N12MP</a>	\$12.00
<a href="#">SCE-16N1206LP</a>	\$148.00	16.38 x 12.38 x 6.12 [416 x 314 x 155]	<a href="#">PDF</a>	<a href="#">SCE-16N12MP</a>	\$17.50
<a href="#">SCE-16N1208LP</a>	\$161.00	16.38 x 12.38 x 8.12 [416 x 314 x 206]	<a href="#">PDF</a>	<a href="#">SCE-16N12MP</a>	\$17.50
<a href="#">SCE-16N1606LP</a>	\$165.00	16.38 x 16.38 x 6.12 [416 x 416 x 155]	<a href="#">PDF</a>	<a href="#">SCE-16N16MP</a>	\$29.00
<a href="#">SCE-16N1608LP</a>	\$180.00	16.38 x 16.38 x 8.12 [416 x 416 x 206]	<a href="#">PDF</a>	<a href="#">SCE-16N16MP</a>	\$29.00
<a href="#">SCE-16N2006LP</a>	\$183.00	16.38 x 20.38 x 6.12 [416 x 518 x 155]	<a href="#">PDF</a>	<a href="#">SCE-20N16MP</a>	\$32.50
<a href="#">SCE-20N1606LP</a>	\$183.00	20.38 x 16.38 x 6.12 [518 x 416 x 155]	<a href="#">PDF</a>	<a href="#">SCE-20N16MP</a>	\$32.50
<a href="#">SCE-20N1608LP</a>	\$200.00	20.38 x 16.38 x 8.12 [518 x 416 x 206]	<a href="#">PDF</a>	<a href="#">SCE-20N16MP</a>	\$32.50
<a href="#">SCE-20N2006LP</a>	\$201.00	20.38 x 20.38 x 6.12 [518 x 518 x 155]	<a href="#">PDF</a>	<a href="#">SCE-20N20MP</a>	\$42.00
<a href="#">SCE-20N2008LP</a>	\$220.00	20.38 x 20.38 x 8.12 [518 x 518 x 206]	<a href="#">PDF</a>	<a href="#">SCE-20N20MP</a>	\$42.00
<a href="#">SCE-20N2010LP</a>	\$239.00	20.38 x 20.38 x 10.12 [518 x 518 x 257]	<a href="#">PDF</a>	<a href="#">SCE-20N20MP</a>	\$42.00
<a href="#">SCE-24N1606LP</a>	\$199.00	24.38 x 16.38 x 6.12 [619 x 416 x 155]	<a href="#">PDF</a>	<a href="#">SCE-24N16MP</a>	\$34.50
<a href="#">SCE-24N2006LP</a>	\$222.00	24.38 x 20.38 x 6.12 [619 x 518 x 155]	<a href="#">PDF</a>	<a href="#">SCE-24N20MP</a>	\$48.00
<a href="#">SCE-24N2008LP</a>	\$243.00	24.38 x 20.38 x 8.12 [619 x 518 x 206]	<a href="#">PDF</a>	<a href="#">SCE-24N20MP</a>	\$48.00
<a href="#">SCE-24N2406LP</a>	\$225.00	24.38 x 24.38 x 6.12 [619 x 619 x 155]	<a href="#">PDF</a>	<a href="#">SCE-24N24MP</a>	\$56.00
<a href="#">SCE-24N2408LP</a>	\$248.00	24.38 x 24.38 x 8.12 [619 x 619 x 206]	<a href="#">PDF</a>	<a href="#">SCE-24N24MP</a>	\$56.00
<a href="#">SCE-24N2010LP</a>	\$264.00	24.38 x 20.38 x 10.12 [619 x 518 x 257]	<a href="#">PDF</a>	<a href="#">SCE-24N20MP</a>	\$48.00
<a href="#">SCE-24N2412LP</a>	\$293.00	24.38 x 24.38 x 12.12 [619 x 619 x 308]	<a href="#">PDF</a>	<a href="#">SCE-24N24MP</a>	\$56.00
<a href="#">SCE-30N2406LP</a>	\$250.00	30.38 x 24.38 x 6.12 [772 x 619 x 155]	<a href="#">PDF</a>	<a href="#">SCE-30N24MP</a>	\$66.00
<a href="#">SCE-30N2408LP</a>	\$278.00	30.38 x 24.38 x 8.12 [772 x 619 x 206]	<a href="#">PDF</a>	<a href="#">SCE-30N24MP</a>	\$66.00
<a href="#">SCE-30N2412LP</a>	\$327.00	30.38 x 24.38 x 12.12 [772 x 619 x 308]	<a href="#">PDF</a>	<a href="#">SCE-30N24MP</a>	\$66.00
<a href="#">SCE-30N3008LP</a>	\$314.00	30.38 x 30.38 x 8.12 [772 x 772 x 206]	<a href="#">PDF</a>	<a href="#">SCE-30N30MP</a>	\$88.00
<a href="#">SCE-36N2406LP</a>	\$291.00	36.38 x 24.38 x 6.12 [924 x 619 x 155]	<a href="#">PDF</a>	<a href="#">SCE-36N24MP</a>	\$80.00
<a href="#">SCE-36N2408LP</a>	\$320.00	36.38 x 24.38 x 8.12 [924 x 619 x 206]	<a href="#">PDF</a>	<a href="#">SCE-36N24MP</a>	\$80.00
<a href="#">SCE-36N2412LP</a>	\$370.00	36.38 x 24.38 x 12.12 [924 x 619 x 308]	<a href="#">PDF</a>	<a href="#">SCE-36N24MP</a>	\$80.00
<a href="#">SCE-36N3006LP</a>	\$319.00	36.38 x 30.38 x 6.12 [924 x 772 x 155]	<a href="#">PDF</a>	<a href="#">SCE-36N30MP</a>	\$106.00
<a href="#">SCE-36N3008LP</a>	\$350.00	36.38 x 30.38 x 8.12 [924 x 772 x 206]	<a href="#">PDF</a>	<a href="#">SCE-36N30MP</a>	\$106.00
<a href="#">SCE-36N3012LP</a>	\$413.00	36.38 x 30.38 x 12.12 [924 x 772 x 308]	<a href="#">PDF</a>	<a href="#">SCE-36N30MP</a>	\$106.00

Note: Dimensions in inches [millimeters].

# NEMA 1 Single-Door Wall-Mount with Knockouts



Your Enclosure Source®



## Applications

Designed to house electrical controls, instruments, and components in areas that do not require oil, water and dust tight protection.

## Construction

- 14-gauge, 16-gauge, or 18-gauge carbon steel, depending on size
- Spot weld construction
- Knockouts are provided in the top, bottom, right and left side.
- Standoffs are provided for mounting optional subpanels.
- Butt hinge
- Doors open 180°
- Keylocking 1/4-turn latches
- Latches are opened or closed with a screwdriver.
- Mounting holes in back of enclosure
- Sub-panel with 2 in x 2 in [51 mm x 51 mm] mounting grid pattern included

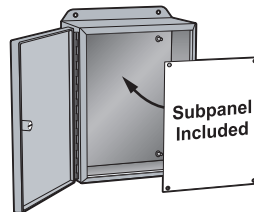
Note: Tamper-resistant inserts available. Optional mounting straps available.

## Finish

- Precaution Blue or Taupe Tan powder coat finish inside and out
- Subpanels are powder coated white.

## Listings

- NEMA Type 1
- cULus Listed Type 1
- IEC 60529 IP30



## Shipping Schedule

Same day 1 - 15 days

Color indicates shipping lead time in business days.

## NEMA 1 Single-Door Wall-Mount with Knockouts

Blue	Tan	Price	Size HxWxD	Steel Thickness	Drawing Link
<a href="#">SCE-18N1606NK-B</a>	<a href="#">SCE-18N1606NK-T</a>	\$195.00	18.38 x 16.38 x 6.13 [467 x 416 x 156]	18-gauge	<a href="#">PDF</a>
<a href="#">SCE-24N2006NK-B</a>	<a href="#">SCE-24N2006NK-T</a>	\$230.00	24.38 x 20.38 x 6.13 [619 x 518 x 156]	16-gauge	<a href="#">PDF</a>
<a href="#">SCE-36N2406NK-B</a>	<a href="#">SCE-36N2406NK-T</a>	\$354.00	36.38 x 24.38 x 6.13 [924 x 619 x 156]	14-gauge	<a href="#">PDF</a>

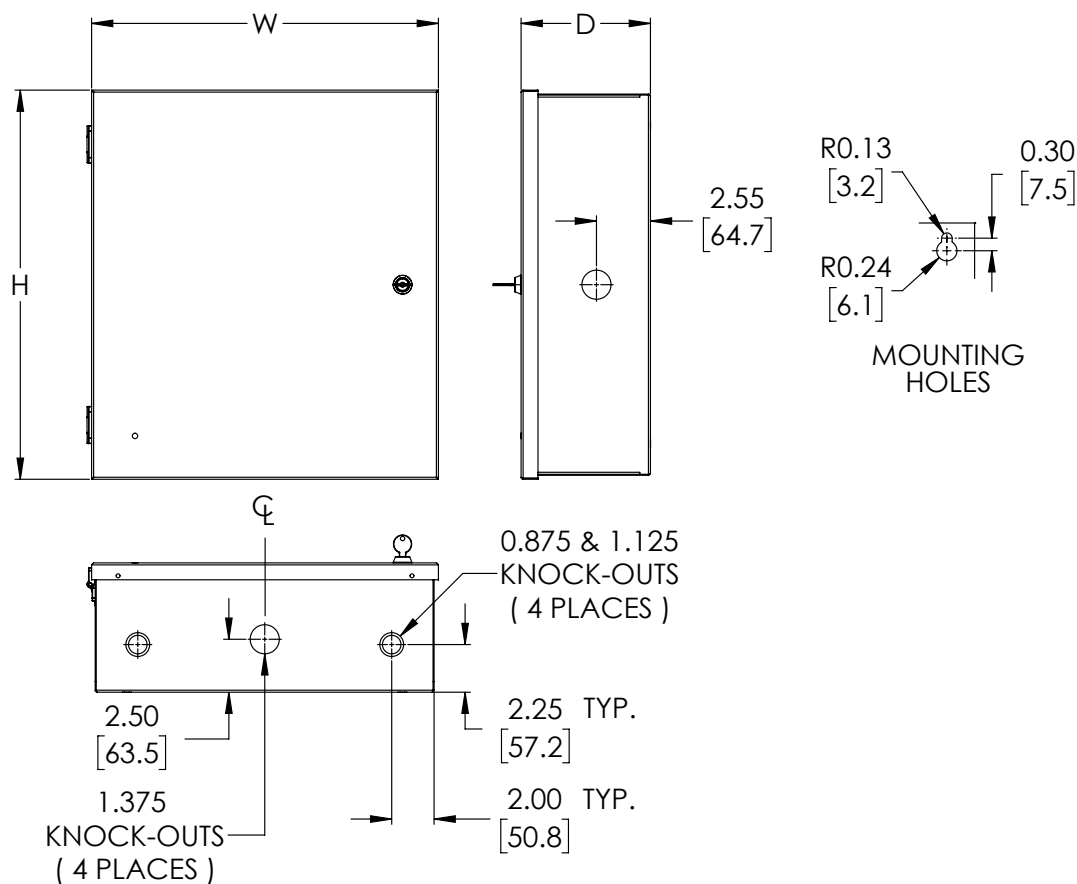
Note: Dimensions in inches [millimeters].

# NEMA 1 Single-Door Wall-Mount with Knockouts



Your Enclosure Source®

## Dimensions



# Enviroline Junction Series NEMA 3R, 4, 4X, 12, and 13 Stainless Steel Single-Door Wall-Mount



Your Enclosure Source®



## Applications

Designed to house electrical controls, instruments, and components in areas, which are in very wet or oily conditions. Provides a degree of protection from dust, dirt, oil, and water. For outdoor application a drip shield is recommended.

## Construction

- 16-gauge stainless steel Type 304 or 316/316L
- Seams continuously welded and ground smooth
- Flange trough collar around all sides of door opening
- Poured-in-place oil- and water-resistant gasket
- Standoffs are provided for mounting optional subpanels.
- Removable hinge
- Doors open 180°
- Black, mini 1/4-turn latches
- Latches are opened or closed with a screwdriver.
- Sealing washers and hole plugs are included.
- Ground stud on door and body
- Mounting feet are included.
- Optional latches are available.

## Finish

- #4 brushed finish on all exterior surfaces
- Optional subpanels are powder coated white.

## Listings

- NEMA Type 3R, 4, 4X, 12, and 13
- cULus Listed Type 3R, 4, 4X, and 12 [File E69392]
- IEC 60529 IP66



## Shipping Schedule

Same day 1 - 15 days

Color indicates shipping lead time in business days.

## Enviroline Junction Series NEMA 3R, 4, 4X, 12, and 13 Stainless Steel Single-Door Wall-Mount

304 Stainless Steel	Price	316L Stainless Steel	Price	Size HxWxD	Drawing Link	Optional Subpanel	Price
<a href="#">SCE-604ELJSS</a>	\$150.00	<a href="#">SCE-604ELJSS6</a>	\$187.00	6.00 x 4.00 x 4.18 [152 x 102 x 106]	<a href="#">PDF</a>	<a href="#">SCE-6P4</a>	\$4.25
<a href="#">SCE-606ELJSS</a>	\$188.00	<a href="#">SCE-606ELJSS6</a>	\$234.00	6.00 x 6.00 x 4.18 [152 x 152 x 106]	<a href="#">PDF</a>	<a href="#">SCE-6P6</a>	\$5.00
<a href="#">SCE-806ELJSS</a>	\$196.00	<a href="#">SCE-806ELJSS6</a>	\$244.00	8.00 x 6.00 x 4.18 [203 x 152 x 106]	<a href="#">PDF</a>	<a href="#">SCE-8P6</a>	\$5.75
<a href="#">SCE-8066ELJSS</a>	\$224.00	<a href="#">SCE-8066ELJSS6</a>	\$279.00	8.00 x 6.00 x 6.18 [203 x 152 x 157]	<a href="#">PDF</a>	<a href="#">SCE-8P6</a>	\$5.75
<a href="#">SCE-1008ELJSS</a>	\$289.00	<a href="#">SCE-1008ELJSS6</a>	\$360.00	10.00 x 8.00 x 4.18 [254 x 203 x 106]	<a href="#">PDF</a>	<a href="#">SCE-10P8</a>	\$8.00
<a href="#">SCE-10086ELJSS</a>	\$322.00	<a href="#">SCE-10086ELJSS6</a>	\$401.00	10.00 x 8.00 x 6.18 [254 x 203 x 157]	<a href="#">PDF</a>	<a href="#">SCE-10P8</a>	\$8.00
<a href="#">SCE-1210ELJSS</a>	\$364.00	<a href="#">SCE-1210ELJSS6</a>	\$454.00	12.00 x 10.00 x 6.18 [305 x 254 x 157]	<a href="#">PDF</a>	<a href="#">SCE-12P10</a>	\$10.75
<a href="#">SCE-12108ELJSS</a>	\$391.00	<a href="#">SCE-12108ELJSS6</a>	\$487.00	12.00 x 10.00 x 8.18 [305 x 254 x 208]	<a href="#">PDF</a>	<a href="#">SCE-12P10</a>	\$10.75
<a href="#">SCE-1212ELJSS</a>	\$394.00	<a href="#">SCE-1212ELJSS6</a>	\$490.00	12.00 x 12.00 x 6.18 [305 x 305 x 157]	<a href="#">PDF</a>	<a href="#">SCE-12P12</a>	\$12.50
<a href="#">SCE-1412ELJSS</a>	\$419.00	<a href="#">SCE-1412ELJSS6</a>	\$522.00	14.00 x 12.00 x 6.18 [356 x 305 x 157]	<a href="#">PDF</a>	<a href="#">SCE-14P12</a>	\$14.00
<a href="#">SCE-14128ELJSS</a>	\$444.00	<a href="#">SCE-14128ELJSS6</a>	\$553.00	14.00 x 12.00 x 8.18 [356 x 305 x 208]	<a href="#">PDF</a>	<a href="#">SCE-14P12</a>	\$14.00
<a href="#">SCE-1614ELJSS</a>	\$493.00	<a href="#">SCE-1614ELJSS6</a>	\$614.00	16.00 x 14.00 x 6.18 [406 x 356 x 157]	<a href="#">PDF</a>	<a href="#">SCE-16P14</a>	\$27.50
<a href="#">SCE-16148ELJSS</a>	\$563.00	<a href="#">SCE-16148ELJSS6</a>	\$701.00	16.00 x 14.00 x 8.18 [406 x 356 x 208]	<a href="#">PDF</a>	<a href="#">SCE-16P14</a>	\$27.50

Note: Dimensions in inches [millimeters].



# Enviroline Junction Series NEMA 3R, 4, 4X, 12, and 13 Stainless Steel Single-Door Wall-Mount with Window



## Applications

Designed to house electrical controls, instruments, and components that require unrestricted viewing of the gauges or controls, in areas which are in wet or oily conditions. Provides a degree of protection from dust, dirt, oil, and water. For outdoor application a drip shield is recommended.

## Construction

- 16-gauge stainless steel Type 304 or 316/316L
- Seams continuously welded and ground smooth
- Flange trough collar around all sides of door opening
- Poured-in-place oil- and water-resistant gasket
- 0.25 in [6mm] polycarbonate viewing window
- Standoffs provided for mounting optional subpanels
- Removable hinge
- Doors open 180°
- Black, mini 1/4-turn latches
- Latches are opened or closed with a screwdriver.
- Sealing washers and hole plugs are included.
- Ground stud on door and body
- Mounting feet are included.
- Optional latches are available.

Note: Recommend use as NEMA 3R in cULus outdoor exposure and extreme weather environments.

## Finish

- #4 brushed finish on all exterior surfaces
- Optional subpanels are powder coated white.

## Listings

- NEMA Type 3R, 4, 4X, 12, and 13
- cULus Listed Type 3R, 4, 4X, and 12 [File E69392]
- IEC 60529 IP66



## Shipping Schedule

Same day	1 - 15 days
----------	-------------

Color indicates shipping lead time in business days.

## Enviroline Junction Series NEMA 3R, 4, 4X, 12, and 13 Stainless Steel Single-Door Wall-Mount with Window

304 Stainless Steel	Price	316L Stainless Steel	Price	Size HxWxD	Drawing Link	Optional Subpanel	Price
<a href="#">SCE-1008ELJWSS</a>	\$398.00	<a href="#">SCE-1008ELJWSS6</a>	\$496.00	10.00 x 8.00 x 4.18 [254 x 203 x 106]	<a href="#">PDF</a>	<a href="#">SCE-10P8</a>	\$8.00
<a href="#">SCE-10086ELJWSS</a>	\$420.00	<a href="#">SCE-10086ELJWSS6</a>	\$523.00	10.00 x 8.00 x 6.18 [254 x 203 x 157]	<a href="#">PDF</a>	<a href="#">SCE-10P8</a>	\$8.00
<a href="#">SCE-12108ELJWSS</a>	\$479.00	<a href="#">SCE-12108ELJWSS6</a>	\$596.00	12.00 x 10.00 x 6.18 [305 x 254 x 157]	<a href="#">PDF</a>	<a href="#">SCE-12P10</a>	\$10.75
<a href="#">SCE-1210ELJWSS</a>	\$463.00	<a href="#">SCE-1210ELJWSS6</a>	\$577.00	12.00 x 10.00 x 8.18 [305 x 254 x 208]	<a href="#">PDF</a>	<a href="#">SCE-12P10</a>	\$10.75
<a href="#">SCE-16148ELJWSS</a>	\$662.00	<a href="#">SCE-16148ELJWSS6</a>	\$824.00	16.00 x 14.00 x 6.18 [406 x 356 x 157]	<a href="#">PDF</a>	<a href="#">SCE-16P14</a>	\$27.50
<a href="#">SCE-1614ELJWSS</a>	\$625.00	<a href="#">SCE-1614ELJWSS6</a>	\$778.00	16.00 x 14.00 x 8.18 [406 x 356 x 208]	<a href="#">PDF</a>	<a href="#">SCE-16P14</a>	\$27.50

Note: Dimensions in inches [millimeters].

# Enviroline Junction Series NEMA 3R, 4, 4X, 12, and 13 Stainless Steel Single-Door Wall-Mount with Slope Top



Your Enclosure Source®



## Applications

Designed to house electrical controls, instruments, and components in areas which may be regularly hosed down or are in very wet or oily conditions. Provides protection from dust, dirt, oil, and water.

## Construction

- 16-gauge stainless steel Type 304 stainless steel
- Seams continuously welded and ground smooth
- Flange trough collar around all sides of door opening
- Poured-in-place oil- and water-resistant gasket
- Standoffs are provided for mounting optional subpanels.
- Removable hinge
- Doors open 180°
- Black, mini 1/4-turn latches
- Latches are opened or closed with a screwdriver.
- Sealing washers and hole plugs are included.
- Ground stud on door and body
- Mounting feet are included.
- 10° slope top

Note: Recommend use as NEMA 3R in cULus outdoor exposure and extreme weather environments.

## Finish

- #4 brushed finish on all exterior surfaces
- Optional subpanels are powder coated white.

## Listings

- NEMA Type 3R, 4, 4X, 12, and 13
- cULus Listed Type 3R, 4, 4X, and 12 [File E69392]
- IEC 60529 IP66



## Shipping Schedule

Same day 1 - 15 days

Color indicates shipping lead time in business days.

## Enviroline Junction Series NEMA 3R, 4, 4X, 12, and 13 Stainless Steel Single-Door Wall-Mount with Slope Top

Part Number	Price	Size HxWxD	Drawing Link	Optional Subpanel	Price
<a href="#">SCE-604ELJSSST</a>	\$356.00	6.51 x 4.00 x 4.18 [165 x 102 x 106]	<a href="#">PDF</a>	<a href="#">SCE-6P4</a>	\$4.25
<a href="#">SCE-606ELJSSST</a>	\$444.00	6.51 x 6.00 x 4.18 [165 x 152 x 106]	<a href="#">PDF</a>	<a href="#">SCE-6P6</a>	\$5.00
<a href="#">SCE-806ELJSSST</a>	\$464.00	8.51 x 6.00 x 4.18 [216 x 152 x 106]	<a href="#">PDF</a>	<a href="#">SCE-8P6</a>	\$5.75
<a href="#">SCE-8066ELJSSST</a>	\$530.00	8.87 x 6.00 x 6.18 [225 x 152 x 157]	<a href="#">PDF</a>	<a href="#">SCE-8P6</a>	\$5.75
<a href="#">SCE-1008ELJSSST</a>	\$671.00	10.51 x 8.00 x 4.18 [267 x 203 x 106]	<a href="#">PDF</a>	<a href="#">SCE-10P8</a>	\$8.00
<a href="#">SCE-10086ELJSSST</a>	\$747.00	10.87 x 8.00 x 6.18 [276 x 203 x 157]	<a href="#">PDF</a>	<a href="#">SCE-10P8</a>	\$8.00
<a href="#">SCE-1210ELJSSST</a>	\$776.00	12.87 x 10.00 x 6.18 [327 x 254 x 157]	<a href="#">PDF</a>	<a href="#">SCE-12P10</a>	\$10.75
<a href="#">SCE-12108ELJSSST</a>	\$833.00	13.22 x 10.00 x 8.18 [336 x 254 x 208]	<a href="#">PDF</a>	<a href="#">SCE-12P10</a>	\$10.75
<a href="#">SCE-1212ELJSSST</a>	\$839.00	12.87 x 12.00 x 6.18 [327 x 305 x 157]	<a href="#">PDF</a>	<a href="#">SCE-12P12</a>	\$12.50
<a href="#">SCE-14128ELJSSST</a>	\$946.00	15.22 x 12.00 x 8.18 [387 x 305 x 208]	<a href="#">PDF</a>	<a href="#">SCE-14P12</a>	\$14.00
<a href="#">SCE-16148ELJSSST</a>	\$987.00	17.22 x 14.00 x 8.18 [437 x 356 x 208]	<a href="#">PDF</a>	<a href="#">SCE-16P14</a>	\$27.50

Note: Dimensions in inches [millimeters].

# NEMA 3R, 4, 4X, 12, and 13 Stainless Steel Single-Door Wall-Mount



Your Enclosure Source®



## Applications

Designed for use as electrical junction boxes, terminal wiring boxes, instrument housings, and electrical control enclosures. For use in wet and hosed down areas and in corrosive atmospheres.

## Construction

- 16-gauge stainless steel Type 304 or 316/316L
- Seams continuously welded and ground smooth
- Stainless steel continuous hinge
- Stainless steel external screw clamps are quick and easy to operate.
- Poured-in-place oil- and water-resistant gasket
- Ground stud on door and body
- Standoffs are provided for mounting optional subpanels.
- Welded mounting provision top and bottom of back

## Finish

- #4 brushed finish on all exterior surfaces
- Optional subpanels are powder coated white.

## Listings

- NEMA Type 3R, 4, 4X, 12, and 13
- cULus Listed Type 3R, 4 and 12 [File E69392]
- IEC 60529 IP66



## Shipping Schedule

Same day

1 - 15 days

Color indicates shipping lead time in business days.

## NEMA 3R, 4, 4X, 12, and 13 Stainless Steel Single-Door Wall-Mount

304 Stainless Steel	Price	316L Stainless Steel	Price	Size HxWxD	Drawing Link	Optional Subpanel	Price
<a href="#">SCE-6044CHNFSS</a>	\$196.00	<a href="#">SCE-6044CHNFSS6</a>	\$243.00	6.38 x 4.39 x 3.20 [162 x 112 x 81]	<a href="#">PDF</a>	<a href="#">SCE-6P4</a>	\$4.25
<a href="#">SCE-606CHNFSS</a>	\$245.00	<a href="#">SCE-606CHNFSS6</a>	\$277.00	6.38 x 6.39 x 4.20 [162 x 162 x 107]	<a href="#">PDF</a>	<a href="#">SCE-6P6</a>	\$5.00
<a href="#">SCE-8064CHNFSS</a>	\$255.00	<a href="#">SCE-8064CHNFSS6</a>	\$303.00	8.38 x 6.39 x 3.70 [213 x 162 x 94]	<a href="#">PDF</a>	<a href="#">SCE-8P6</a>	\$5.75
<a href="#">SCE-1008CHNFSS</a>	\$369.00	<a href="#">SCE-1008CHNFSS6</a>	\$448.00	10.38 x 8.39 x 4.20 [264 x 213 x 107]	<a href="#">PDF</a>	<a href="#">SCE-10P8</a>	\$8.00
<a href="#">SCE-10086CHNFSS</a>	\$403.00	<a href="#">SCE-10086CHNFSS6</a>	\$490.00	10.38 x 8.39 x 6.20 [264 x 213 x 157]	<a href="#">PDF</a>	<a href="#">SCE-10P8</a>	\$8.00
<a href="#">SCE-12106CHNFSS</a>	\$456.00	<a href="#">SCE-12106CHNFSS6</a>	\$526.00	12.38 x 10.39 x 6.20 [314 x 264 x 157]	<a href="#">PDF</a>	<a href="#">SCE-12P10</a>	\$10.75
<a href="#">SCE-12108CHNFSS</a>	\$486.00	<a href="#">SCE-12108CHNFSS6</a>	\$605.00	12.38 x 10.39 x 8.20 [314 x 264 x 208]	<a href="#">PDF</a>	<a href="#">SCE-12P10</a>	\$10.75
<a href="#">SCE-1212CHNFSS</a>	\$488.00	<a href="#">SCE-1212CHNFSS6</a>	\$580.00	12.38 x 12.39 x 6.20 [314 x 315 x 157]	<a href="#">PDF</a>	<a href="#">SCE-12P12</a>	\$12.50
<a href="#">SCE-1412CHNFSS</a>	\$515.00	<a href="#">SCE-1412CHNFSS6</a>	\$635.00	14.38 x 12.39 x 6.20 [365 x 315 x 157]	<a href="#">PDF</a>	<a href="#">SCE-14P12</a>	\$14.00
<a href="#">SCE-1614CHNFSS</a>	\$608.00	<a href="#">SCE-1614CHNFSS6</a>	\$756.00	16.38 x 14.39 x 6.20 [416 x 366 x 157]	<a href="#">PDF</a>	<a href="#">SCE-16P14</a>	\$27.50
<a href="#">SCE-16148CHNFSS</a>	\$674.00	<a href="#">SCE-16148CHNFSS6</a>	\$782.00	16.38 x 14.39 x 8.20 [416 x 366 x 208]	<a href="#">PDF</a>	<a href="#">SCE-16P14</a>	\$27.50

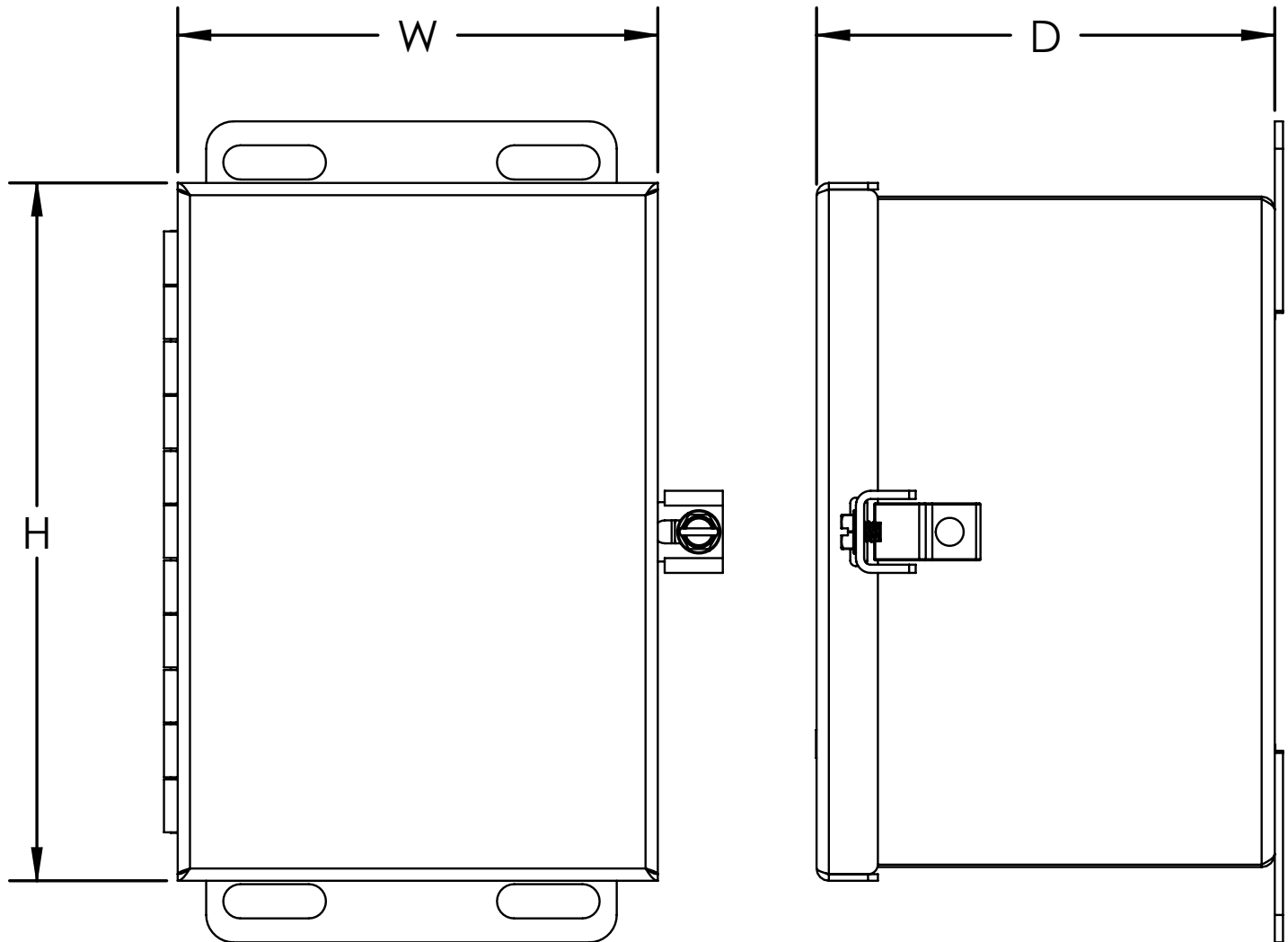
Note: Dimensions in inches [millimeters].

# NEMA 3R, 4, 4X, 12, and 13 Stainless Steel Single-Door Wall-Mount



*Your Enclosure Source®*

## Dimensions



# NEMA 3R, 4, 4X, 12, and 13 Stainless Steel Single-Door Wall-Mount



*Your Enclosure Source®*



## Applications

Designed to house electrical and electronic controls, instruments and components in areas which are in very wet conditions. Provides a degree of protection from dust, dirt, oil, and water. For outdoor application a drip shield is recommended.

### Construction

- 14-gauge Type 304 or 316L stainless steel
- Seams continuously welded and ground smooth
- Flange trough collar around all sides of door opening
- Poured-in-place oil- and water-resistant gasket
- Collar studs are provided for mounting optional subpanels.
- Stainless steel continuous hinges
- Interior print pocket
- Ground studs on door and body
- Stainless steel door clamps
- Hasp and staple for padlocking
- Welded mounting provision top and bottom of back

## Finish

- #4 brushed finish on all exterior surfaces
- Optional subpanels are powder coated white.

## Listings

- NEMA Type 3R, 4, 4X, 12, and 13
- cULus Listed Type 3R, 4, 4X, and 12 [File E69392]
- IEC 60529 IP66



# NEMA 3R, 4, 4X, 12, and 13 Stainless Steel Single-Door Wall-Mount



Your Enclosure Source®

## Shipping Schedule

Same day

1 - 15 days

Color indicates shipping lead time in business days.

## NEMA 3R, 4, 4X, 12, and 13 Stainless Steel Single-Door Wall-Mount Right-Flange Disconnect

304 Stainless Steel	Price	316L Stainless Steel	Price	Size HxWxD	Drawing Link	Optional Subpanel	Price
<a href="#">SCE-16H1206SSLP</a>	\$701.00	<a href="#">SCE-16H1206SS6LP</a>	\$865.00	16.00 x 12.00 x 7.07 [406 x 305 x 180]	<a href="#">PDF</a>	<a href="#">SCE-16P12</a>	\$20.50
<a href="#">SCE-16H1208SSLP</a>	\$751.00	<a href="#">SCE-16H1208SS6LP</a>	\$927.00	16.00 x 12.00 x 9.07 [406 x 305 x 230]	<a href="#">PDF</a>	<a href="#">SCE-16P12</a>	\$20.50
<a href="#">SCE-16H1606SSLP</a>	\$779.00	<a href="#">SCE-16H1606SS6LP</a>	\$935.00	16.00 x 16.00 x 7.07 [406 x 406 x 180]	<a href="#">PDF</a>	<a href="#">SCE-16P16</a>	\$34.00
<a href="#">SCE-16H2006SSLP</a>	\$856.00	<a href="#">SCE-16H2006SS6LP</a>	\$1,027.00	16.00 x 20.00 x 7.07 [406 x 508 x 180]	<a href="#">PDF</a>	<a href="#">SCE-20P16</a>	\$42.00
<a href="#">SCE-20H1606SSLP</a>	\$856.00	<a href="#">SCE-20H1606SS6LP</a>	\$1,056.00	20.00 x 16.00 x 7.07 [508 x 406 x 180]	<a href="#">PDF</a>	<a href="#">SCE-20P16</a>	\$42.00
<a href="#">SCE-20H1608SSLP</a>	\$917.00	<a href="#">SCE-20H1608SS6LP</a>	\$1,131.00	20.00 x 16.00 x 9.07 [508 x 406 x 230]	<a href="#">PDF</a>	<a href="#">SCE-20P16</a>	\$42.00
<a href="#">SCE-20H1610SSLP</a>	\$979.00	<a href="#">SCE-20H1610SS6LP</a>	\$1,208.00	20.00 x 16.00 x 11.07 [508 x 406 x 281]	<a href="#">PDF</a>	<a href="#">SCE-20P16</a>	\$42.00
<a href="#">SCE-20H2006SSLP</a>	\$944.00	<a href="#">SCE-20H2006SS6LP</a>	\$1,165.00	20.00 x 20.00 x 7.07 [508 x 508 x 180]	<a href="#">PDF</a>	<a href="#">SCE-20P20</a>	\$49.00
<a href="#">SCE-20H2408SSLP</a>	\$1,108.00	<a href="#">SCE-20H2408SS6LP</a>	\$1,367.00	20.00 x 24.00 x 9.07 [508 x 610 x 230]	<a href="#">PDF</a>	<a href="#">SCE-24P20</a>	\$63.00
<a href="#">SCE-24H1608SSLP</a>	\$997.00	<a href="#">SCE-24H1608SS6LP</a>	\$1,230.00	24.00 x 16.00 x 9.07 [610 x 406 x 230]	<a href="#">PDF</a>	<a href="#">SCE-24P16</a>	\$45.50
<a href="#">SCE-24H2006SSLP</a>	\$1,034.00	<a href="#">SCE-24H2006SS6LP</a>	\$1,275.00	24.00 x 20.00 x 7.07 [610 x 508 x 180]	<a href="#">PDF</a>	<a href="#">SCE-24P20</a>	\$63.00
<a href="#">SCE-24H2008SSLP</a>	\$1,108.00	<a href="#">SCE-24H2008SS6LP</a>	\$1,367.00	24.00 x 20.00 x 9.07 [610 x 508 x 230]	<a href="#">PDF</a>	<a href="#">SCE-24P20</a>	\$63.00
<a href="#">SCE-24H2010SSLP</a>	\$1,184.00	<a href="#">SCE-24H2010SS6LP</a>	\$1,460.00	24.00 x 20.00 x 11.07 [610 x 508 x 281]	<a href="#">PDF</a>	<a href="#">SCE-24P20</a>	\$63.00
<a href="#">SCE-24H2406SSLP</a>	\$1,063.00	—	—	24.00 x 24.00 x 7.07 [610 x 610 x 180]	<a href="#">PDF</a>	<a href="#">SCE-24P24</a>	\$74.00
<a href="#">SCE-24H2408SSLP</a>	\$1,219.00	<a href="#">SCE-24H2408SS6LP</a>	\$1,504.00	24.00 x 24.00 x 9.07 [610 x 610 x 230]	<a href="#">PDF</a>	<a href="#">SCE-24P24</a>	\$74.00
<a href="#">SCE-24H2412SSLP</a>	\$1,385.00	<a href="#">SCE-24H2412SS6LP</a>	\$1,708.00	24.00 x 24.00 x 13.07 [610 x 610 x 332]	<a href="#">PDF</a>	<a href="#">SCE-24P24</a>	\$74.00
<a href="#">SCE-24H3008SSLP</a>	\$1,385.00	<a href="#">SCE-24H3008SS6LP</a>	\$1,708.00	24.00 x 30.00 x 9.07 [610 x 762 x 230]	<a href="#">PDF</a>	<a href="#">SCE-30P24</a>	\$88.00
<a href="#">SCE-30H2008SSLP</a>	\$1,254.00	<a href="#">SCE-30H2008SS6LP</a>	\$1,547.00	30.00 x 20.00 x 9.07 [762 x 508 x 230]	<a href="#">PDF</a>	<a href="#">SCE-30P20</a>	\$77.00
<a href="#">SCE-30H2408SSLP</a>	\$1,385.00	<a href="#">SCE-30H2408SS6LP</a>	\$1,708.00	30.00 x 24.00 x 9.07 [762 x 610 x 230]	<a href="#">PDF</a>	<a href="#">SCE-30P24</a>	\$88.00
<a href="#">SCE-30H2412SSLP</a>	\$1,570.00	<a href="#">SCE-30H2412SS6LP</a>	\$1,936.00	30.00 x 24.00 x 13.07 [762 x 610 x 332]	<a href="#">PDF</a>	<a href="#">SCE-30P24</a>	\$88.00
<a href="#">SCE-30H2416SSLP</a>	\$1,758.00	<a href="#">SCE-30H2416SS6LP</a>	\$2,168.00	30.00 x 24.00 x 17.07 [762 x 610 x 434]	<a href="#">PDF</a>	<a href="#">SCE-30P24</a>	\$88.00
<a href="#">SCE-30H3008SSLP</a>	\$1,582.00	<a href="#">SCE-30H3008SS6LP</a>	\$1,951.00	30.00 x 30.00 x 9.07 [762 x 762 x 230]	<a href="#">PDF</a>	<a href="#">SCE-30P30</a>	\$116.00
<a href="#">SCE-36H2408SSLP</a>	\$1,550.00	<a href="#">SCE-36H2408SS6LP</a>	\$1,912.00	36.00 x 24.00 x 9.07 [914 x 610 x 230]	<a href="#">PDF</a>	<a href="#">SCE-36P24</a>	\$105.00
<a href="#">SCE-36H2410SSLP</a>	\$1,655.00	<a href="#">SCE-36H2410SS6LP</a>	\$2,041.00	36.00 x 24.00 x 11.07 [914 x 610 x 281]	<a href="#">PDF</a>	<a href="#">SCE-36P24</a>	\$105.00
<a href="#">SCE-36H3008SSLP</a>	\$1,778.00	<a href="#">SCE-36H3008SS6LP</a>	\$2,193.00	36.00 x 30.00 x 9.07 [914 x 762 x 230]	<a href="#">PDF</a>	<a href="#">SCE-36P30</a>	\$141.00
<a href="#">SCE-36H3010SSLP</a>	\$1,892.00	<a href="#">SCE-36H3010SS6LP</a>	\$2,333.00	36.00 x 30.00 x 11.07 [914 x 762 x 281]	<a href="#">PDF</a>	<a href="#">SCE-36P30</a>	\$141.00
<a href="#">SCE-36H3012SSLP</a>	\$2,005.00	<a href="#">SCE-36H3012SS6LP</a>	\$2,473.00	36.00 x 30.00 x 13.07 [914 x 762 x 332]	<a href="#">PDF</a>	<a href="#">SCE-36P30</a>	\$141.00
<a href="#">SCE-36H3016SSLP</a>	\$2,232.00	<a href="#">SCE-36H3016SS6LP</a>	\$2,752.00	36.00 x 30.00 x 17.07 [914 x 762 x 434]	<a href="#">PDF</a>	<a href="#">SCE-36P30</a>	\$141.00
<a href="#">SCE-36H3612SSLP</a>	\$2,253.00	<a href="#">SCE-36H3612SS6LP</a>	\$2,779.00	36.00 x 36.00 x 13.07 [914 x 914 x 332]	<a href="#">PDF</a>	<a href="#">SCE-36P36</a>	\$165.00
<a href="#">SCE-42H3010SSLP</a>	\$2,098.00	<a href="#">SCE-42H3010SS6LP</a>	\$2,588.00	42.00 x 30.00 x 11.07 [1067 x 762 x 281]	<a href="#">PDF</a>	<a href="#">SCE-42P30</a>	\$162.00
<a href="#">SCE-42H3608SSLP</a>	\$2,232.00	<a href="#">SCE-42H3608SS6LP</a>	\$2,752.00	42.00 x 36.00 x 9.07 [1067 x 914 x 230]	<a href="#">PDF</a>	<a href="#">SCE-42P36</a>	\$190.00
<a href="#">SCE-48H3608SSLP</a>	\$2,459.00	<a href="#">SCE-48H3608SS6LP</a>	\$3,033.00	48.00 x 36.00 x 9.07 [1219 x 914 x 230]	<a href="#">PDF</a>	<a href="#">SCE-48P36</a>	\$214.00
<a href="#">SCE-48H3610SSLP</a>	\$2,730.00	—	—	48.00 x 36.00 x 11.07 [1219 x 914 x 281]	<a href="#">PDF</a>	<a href="#">SCE-48P36</a>	\$214.00
<a href="#">SCE-48H3612SSLP</a>	\$2,748.00	<a href="#">SCE-48H3612SS6LP</a>	\$3,389.00	48.00 x 36.00 x 13.07 [1219 x 914 x 332]	<a href="#">PDF</a>	<a href="#">SCE-48P36</a>	\$214.00
<a href="#">SCE-48H3616SSLP</a>	\$3,038.00	<a href="#">SCE-48H3616SS6LP</a>	\$3,747.00	48.00 x 36.00 x 17.07 [1219 x 914 x 434]	<a href="#">PDF</a>	<a href="#">SCE-48P36</a>	\$214.00
<a href="#">SCE-60H3612SSLP</a>	\$3,244.00	<a href="#">SCE-60H3612SS6LP</a>	\$4,001.00	60.00 x 36.00 x 13.07 [1524 x 914 x 332]	<a href="#">PDF</a>	<a href="#">SCE-60P36</a>	\$264.00

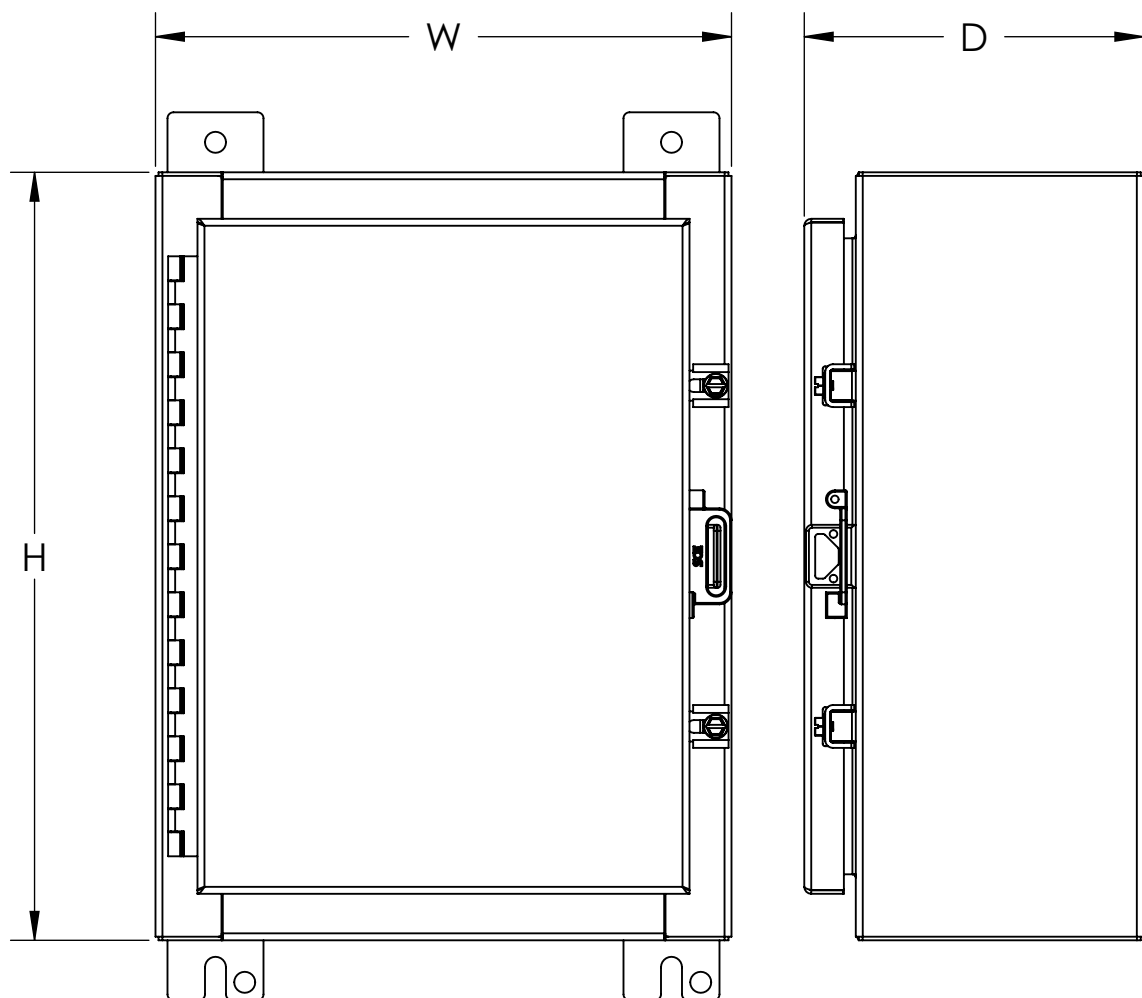
Note: Dimensions in inches [millimeters].

# NEMA 3R, 4, 4X, 12, and 13 Stainless Steel Single-Door Wall-Mount



*Your Enclosure Source®*

## Dimensions





# Enviroline Series NEMA 3R, 4, 4X, 12, and 13 Stainless Steel Single-Door Wall-Mount with 3-Point Handle



Your Enclosure Source®



## Applications

Designed to house electrical and electronic controls, instrumentation and components in indoor or outdoor locations. For outdoor applications a drip shield is recommended.

## Construction

- 14-gauge stainless steel Type 304 or 316/316L
- Seams continuously welded and ground smooth
- Flange trough collar around all sides of door opening
- Collar and studs are provided for mounting optional subpanels.
- Mounting holes in back of the enclosure for wall-mounting
- Mounting hardware, sealing washers and hole plugs are included.
- Stainless steel concealed hinges
- Removable and interchangeable doors
- Black zinc diecast keylocking/padlocking handles
- 3-point latching mechanism
- Black, 1/4-turn latches, as required
- Removable print pocket
- Poured-in-place oil- and water-resistant gasket
- Ground studs on door and body

## Finish

- #4 brushed finish on all exterior surfaces
- Optional subpanels are powder coated white.

## Listings

- NEMA Type 3R, 4, 4X, 12, and 13
- cULus Listed Type 3R, 4, 4X, and 12 [File E69392]
- IEC 60529 IP66



## Shipping Schedule

Same day

1 - 15 days

Color indicates shipping lead time in business days.

## Enviroline Series NEMA 3R, 4, 4X, 12, and 13 Stainless Steel Single-Door Wall-Mount with 3-Point Handle

304 Stainless Steel	Price	316L Stainless Steel	Price	Size HxWxD	Drawing Link	Optional Subpanel	Price
<a href="#">SCE-24EL2010SSLPPL</a>	\$1,241.00	<a href="#">SCE-24EL2010SS6LPPL</a>	\$1,530.00	24.00 x 20.00 x 11.10 [610 x 508 x 282]	<a href="#">PDF</a>	<a href="#">SCE-24P20</a>	\$63.00
<a href="#">SCE-24EL2410SSLPPL</a>	\$1,350.00	<a href="#">SCE-24EL2410SS6LPPL</a>	\$1,666.00	24.00 x 24.00 x 11.10 [610 x 610 x 282]	<a href="#">PDF</a>	<a href="#">SCE-24P24</a>	\$74.00
<a href="#">SCE-30EL2412SSLPPL</a>	\$1,612.00	<a href="#">SCE-30EL2412SS6LPPL</a>	\$1,988.00	30.00 x 24.00 x 13.10 [762 x 610 x 333]	<a href="#">PDF</a>	<a href="#">SCE-30P24</a>	\$88.00
<a href="#">SCE-36EL2412SSLPPL</a>	\$1,786.00	<a href="#">SCE-30EL3012SS6LPPL</a>	\$2,229.00	36.00 x 24.00 x 13.10 [914 x 610 x 333]	<a href="#">PDF</a>	<a href="#">SCE-36P24</a>	\$105.00
<a href="#">SCE-30EL3012SSLPPL</a>	\$1,808.00	<a href="#">SCE-36EL3012SS6LPPL</a>	\$2,502.00	30.00 x 30.00 x 13.10 [762 x 762 x 333]	<a href="#">PDF</a>	<a href="#">SCE-30P30</a>	\$116.00
<a href="#">SCE-36EL3012SSLPPL</a>	\$2,028.00	<a href="#">SCE-36EL2412SS6LPPL</a>	\$2,203.00	36.00 x 30.00 x 13.10 [914 x 762 x 333]	<a href="#">PDF</a>	<a href="#">SCE-36P30</a>	\$141.00
<a href="#">SCE-36EL3612SSLPPL</a>	\$2,283.00	—	—	36.00 x 36.00 x 13.10 [914 x 914 x 333]	<a href="#">PDF</a>	<a href="#">SCE-36P36</a>	\$165.00
<a href="#">SCE-42EL3612SSLPPL</a>	\$2,470.00	<a href="#">SCE-42EL3612SS6LPPL</a>	\$3,046.00	42.00 x 36.00 x 13.10 [1067 x 914 x 333]	<a href="#">PDF</a>	<a href="#">SCE-42P36</a>	\$190.00
<a href="#">SCE-48EL3612SSLPPL</a>	\$2,725.00	—	—	48.00 x 36.00 x 13.10 [1219 x 914 x 333]	<a href="#">PDF</a>	<a href="#">SCE-48P36</a>	\$214.00
<a href="#">SCE-48EL3616SSLPPL</a>	\$2,972.00	—	—	48.00 x 36.00 x 17.10 [1219 x 914 x 434]	<a href="#">PDF</a>	<a href="#">SCE-48P36</a>	\$214.00
<a href="#">SCE-60EL3612SSLPPL</a>	\$3,194.00	<a href="#">SCE-60EL3612SS6LPPL</a>	\$3,939.00	60.00 x 36.00 x 13.10 [1524 x 914 x 333]	<a href="#">PDF</a>	<a href="#">SCE-60P36</a>	\$264.00
<a href="#">SCE-60EL3616SSLPPL</a>	\$3,446.00	—	—	60.00 x 36.00 x 17.10 [1524 x 914 x 434]	<a href="#">PDF</a>	<a href="#">SCE-60P36</a>	\$264.00
<a href="#">SCE-60EL3624SSLPPL</a>	\$4,120.00	—	—	60.00 x 36.00 x 25.10 [1524 x 914 x 638]	<a href="#">PDF</a>	<a href="#">SCE-60P36</a>	\$264.00
<a href="#">SCE-72EL3624SSLPPL</a>	\$5,008.00	—	—	72.00 x 36.00 x 25.10 [1829 x 914 x 638]	<a href="#">PDF</a>	<a href="#">SCE-72P36</a>	\$313.00

Note: Dimensions in inches [millimeters].

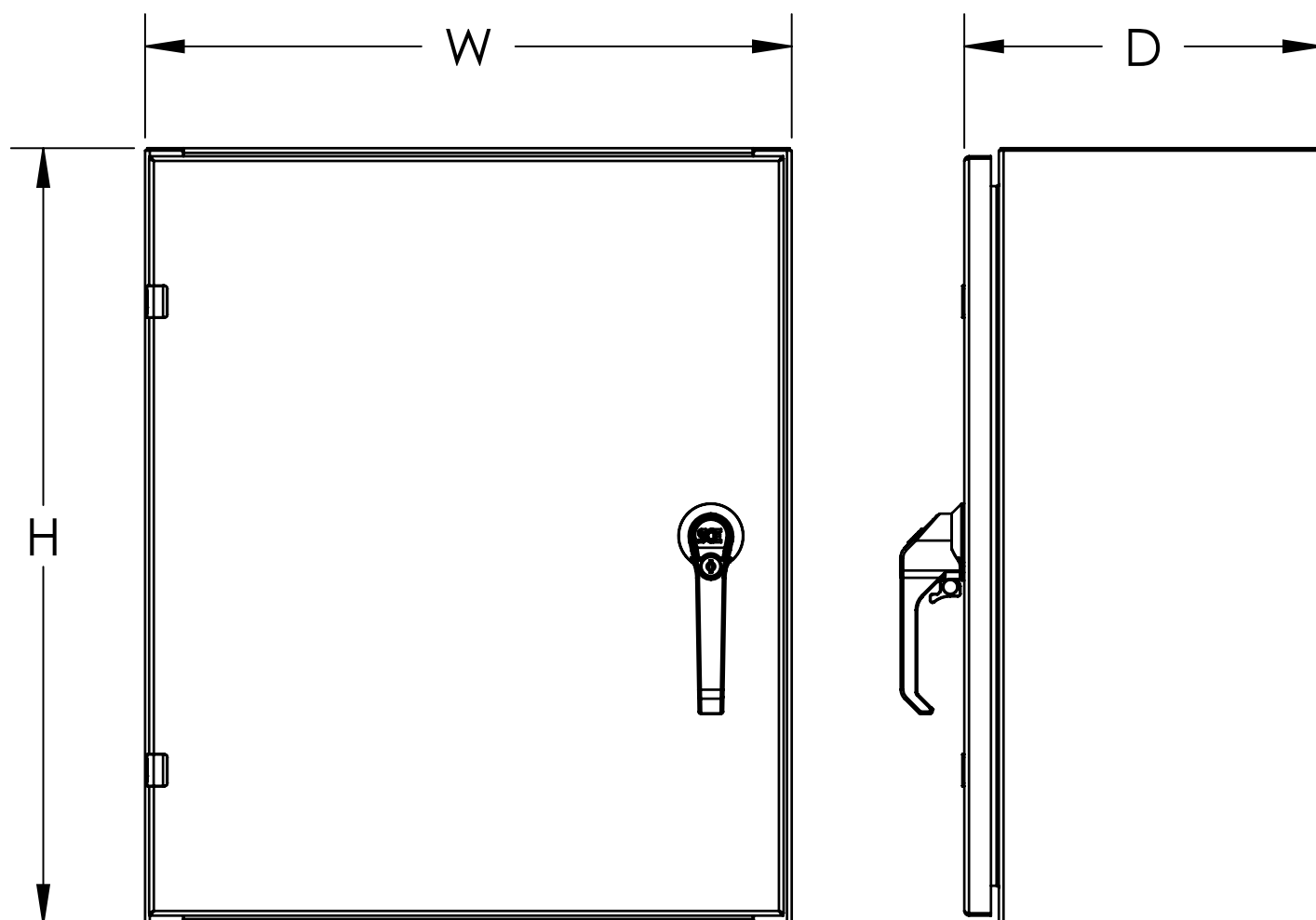


# Enviroline Series NEMA 3R, 4, 4X, 12, and 13 Stainless Steel Single-Door Wall-Mount with 3-Point Handle



*Your Enclosure Source*®

## Dimensions



# Enviroline Series NEMA 3R, 4, 4X, 12, and 13 Stainless Steel Single-Door Wall-Mount



*Your Enclosure Source®*



## Applications

Designed to house electrical and electronic controls, instruments and components in areas which are in very wet conditions. Provides a degree of protection from dust, dirt, oil, and water. For outdoor application a drip shield is recommended.

### Construction

- 14-gauge stainless steel Type 304 or 316L stainless steel
- Seams continuously welded and ground smooth
- Flange trough collar around all sides of door opening
- Poured-in-place oil- and water-resistant gasket
- Collar studs are provided for mounting optional subpanels.
- Stainless steel concealed hinges
- Removable and interchangeable doors
- Black, 1/4-turn latches
- Latches are opened or closed with a screwdriver (optional tamper-resistant inserts are available).
- Mounting holes in back of enclosure
- Mounting hardware, sealing washers, and hole plugs are included.
- Removable print pocket furnished if height and width of enclosure is greater than 12in [305mm].
- Ground studs on door and body

## Options

- Optional mounting feet available (SCE-ELMFK4).
- Door hardware available

## Finish

- #4 brushed finish on all exterior surfaces
- Optional subpanels are powder coated white.

## Listings

- NEMA Type 3R, 4, 4X, 12, and 13
- cULus Listed Type 3R, 4, 4X, and 12 [File E69392]
- IEC 60529 IP66



# Enviroline Series NEMA 3R, 4, 4X, 12, and 13 Stainless Steel Single-Door Wall-Mount



Your Enclosure Source®

## Shipping Schedule

Same day

1 - 15 days

Color indicates shipping lead time in business days.

## Enviroline Series NEMA 3R, 4, 4X, 12, and 13 Stainless Steel Single-Door Wall-Mount

304 Stainless Steel	Price	316L Stainless Steel	Price	Size HxWxD	Drawing Link	Optional Subpanel	Price
<a href="#">SCE-12EL1206SSLP</a>	\$600.00	<a href="#">SCE-12EL1206SS6LP</a>	\$740.00	12.00 x 12.00 x 7.10 [305 x 305 x 180]	<a href="#">PDF</a>	<a href="#">SCE-12DLP12</a>	\$19.00
<a href="#">SCE-12EL2406SSLP</a>	\$797.00	<a href="#">SCE-12EL2406SS6LP</a>	\$983.00	12.00 x 24.00 x 7.10 [305 x 610 x 180]	<a href="#">PDF</a>	<a href="#">SCE-12P24</a>	\$38.50
<a href="#">SCE-16EL1206SSLP</a>	\$660.00	<a href="#">SCE-16EL1206SS6LP</a>	\$814.00	16.00 x 12.00 x 7.10 [406 x 305 x 180]	<a href="#">PDF</a>	<a href="#">SCE-16P12</a>	\$20.50
<a href="#">SCE-16EL1208SSLP</a>	\$706.00	<a href="#">SCE-16EL1208SS6LP</a>	\$871.00	16.00 x 12.00 x 9.10 [406 x 305 x 231]	<a href="#">PDF</a>	<a href="#">SCE-16P12</a>	\$20.50
<a href="#">SCE-16EL1606SSLP</a>	\$732.00	<a href="#">SCE-16EL1606SS6LP</a>	\$903.00	16.00 x 16.00 x 7.10 [406 x 406 x 180]	<a href="#">PDF</a>	<a href="#">SCE-16P16</a>	\$34.00
<a href="#">SCE-16EL1608SSLP</a>	\$770.00	<a href="#">SCE-16EL1608SS6LP</a>	\$949.00	16.00 x 16.00 x 9.10 [406 x 406 x 231]	<a href="#">PDF</a>	<a href="#">SCE-16P16</a>	\$34.00
<a href="#">SCE-16EL2008SSLP</a>	\$862.00	<a href="#">SCE-16EL2008SS6LP</a>	\$1,064.00	16.00 x 20.00 x 9.10 [406 x 508 x 231]	<a href="#">PDF</a>	<a href="#">SCE-20P16</a>	\$42.00
<a href="#">SCE-20EL1606SSLP</a>	\$812.00	<a href="#">SCE-20EL1606SS6LP</a>	\$1,002.00	20.00 x 16.00 x 7.10 [508 x 406 x 180]	<a href="#">PDF</a>	<a href="#">SCE-20P16</a>	\$42.00
<a href="#">SCE-20EL1608SSLP</a>	\$862.00	<a href="#">SCE-20EL1608SS6LP</a>	\$1,064.00	20.00 x 16.00 x 9.10 [508 x 406 x 231]	<a href="#">PDF</a>	<a href="#">SCE-20P16</a>	\$42.00
<a href="#">SCE-20EL1610SSLP</a>	\$920.00	<a href="#">SCE-20EL1610SS6LP</a>	\$1,135.00	20.00 x 16.00 x 11.10 [508 x 406 x 282]	<a href="#">PDF</a>	<a href="#">SCE-20P16</a>	\$42.00
<a href="#">SCE-20EL2006SSLP</a>	\$888.00	<a href="#">SCE-20EL2006SS6LP</a>	\$1,095.00	20.00 x 20.00 x 7.10 [508 x 508 x 180]	<a href="#">PDF</a>	<a href="#">SCE-20P20</a>	\$49.00
<a href="#">SCE-20EL2008SSLP</a>	\$955.00	<a href="#">SCE-20EL2008SS6LP</a>	\$1,178.00	20.00 x 20.00 x 9.10 [508 x 508 x 231]	<a href="#">PDF</a>	<a href="#">SCE-20P20</a>	\$49.00
<a href="#">SCE-20EL2010SSLP</a>	\$1,017.00	<a href="#">SCE-20EL2010SS6LP</a>	\$1,255.00	20.00 x 20.00 x 11.10 [508 x 508 x 282]	<a href="#">PDF</a>	<a href="#">SCE-20P20</a>	\$49.00
<a href="#">SCE-20EL2012SSLP</a>	\$1,218.00	—	—	20.00 x 20.00 x 13.10 [508 x 508 x 333]	<a href="#">PDF</a>	<a href="#">SCE-20P20</a>	\$49.00
<a href="#">SCE-20EL2408SSLP</a>	\$1,045.00	<a href="#">SCE-20EL2408SS6LP</a>	\$1,288.00	20.00 x 24.00 x 9.10 [508 x 610 x 231]	<a href="#">PDF</a>	<a href="#">SCE-24P20</a>	\$63.00
<a href="#">SCE-24EL1608SSLP</a>	\$940.00	<a href="#">SCE-24EL1608SS6LP</a>	\$1,159.00	24.00 x 16.00 x 9.10 [610 x 406 x 231]	<a href="#">PDF</a>	<a href="#">SCE-24P16</a>	\$45.50
<a href="#">SCE-24EL2006SSLP</a>	\$1,024.00	<a href="#">SCE-24EL2006SS6LP</a>	\$1,228.00	24.00 x 20.00 x 7.10 [610 x 508 x 180]	<a href="#">PDF</a>	<a href="#">SCE-24P20</a>	\$63.00
<a href="#">SCE-24EL2008SSLP</a>	\$1,045.00	<a href="#">SCE-24EL2008SS6LP</a>	\$1,288.00	24.00 x 20.00 x 9.10 [610 x 508 x 231]	<a href="#">PDF</a>	<a href="#">SCE-24P20</a>	\$63.00
<a href="#">SCE-24EL2010SSLP</a>	\$1,116.00	<a href="#">SCE-24EL2010SS6LP</a>	\$1,376.00	24.00 x 20.00 x 11.10 [610 x 508 x 282]	<a href="#">PDF</a>	<a href="#">SCE-24P20</a>	\$63.00
<a href="#">SCE-24EL2012SSLP</a>	\$1,274.00	<a href="#">SCE-24EL2012SS6LP</a>	\$1,460.00	24.00 x 20.00 x 13.10 [610 x 508 x 333]	<a href="#">PDF</a>	<a href="#">SCE-24P20</a>	\$63.00
<a href="#">SCE-24EL2408SSLP</a>	\$1,148.00	<a href="#">SCE-24EL2408SS6LP</a>	\$1,416.00	24.00 x 24.00 x 9.10 [610 x 610 x 231]	<a href="#">PDF</a>	<a href="#">SCE-24P24</a>	\$74.00
<a href="#">SCE-24EL2410SSLP</a>	\$1,227.00	<a href="#">SCE-24EL2410SS6LP</a>	\$1,513.00	24.00 x 24.00 x 11.10 [610 x 610 x 282]	<a href="#">PDF</a>	<a href="#">SCE-24P24</a>	\$74.00
<a href="#">SCE-24EL2412SSLP</a>	\$1,306.00	<a href="#">SCE-24EL2412SS6LP</a>	\$1,610.00	24.00 x 24.00 x 13.10 [610 x 610 x 333]	<a href="#">PDF</a>	<a href="#">SCE-24P24</a>	\$74.00
<a href="#">SCE-24EL2416SSLP</a>	\$1,480.00	<a href="#">SCE-24EL2416SS6LP</a>	\$1,826.00	24.00 x 24.00 x 17.10 [610 x 610 x 434]	<a href="#">PDF</a>	<a href="#">SCE-24P24</a>	\$74.00
<a href="#">SCE-24EL3008SSLP</a>	\$1,304.00	<a href="#">SCE-24EL3008SS6LP</a>	\$1,608.00	24.00 x 30.00 x 9.10 [610 x 762 x 231]	<a href="#">PDF</a>	<a href="#">SCE-30P24</a>	\$88.00
<a href="#">SCE-24EL3010SSLP</a>	\$1,403.00	<a href="#">SCE-24EL3010SS6LP</a>	\$1,730.00	24.00 x 30.00 x 11.10 [610 x 762 x 282]	<a href="#">PDF</a>	<a href="#">SCE-30P24</a>	\$88.00
<a href="#">SCE-30EL1606SSLP</a>	\$1,093.00	<a href="#">SCE-30EL1606SS6LP</a>	\$1,348.00	30.00 x 16.00 x 7.10 [762 x 406 x 180]	<a href="#">PDF</a>	<a href="#">SCE-30P16</a>	\$63.00
<a href="#">SCE-30EL2008SSLP</a>	\$1,184.00	<a href="#">SCE-30EL2008SS6LP</a>	\$1,460.00	30.00 x 20.00 x 9.10 [762 x 508 x 231]	<a href="#">PDF</a>	<a href="#">SCE-30P20</a>	\$77.00
<a href="#">SCE-30EL2010SSLP</a>	\$1,283.00	<a href="#">SCE-30EL2010SS6LP</a>	\$1,582.00	30.00 x 20.00 x 11.10 [762 x 508 x 282]	<a href="#">PDF</a>	<a href="#">SCE-30P20</a>	\$77.00
<a href="#">SCE-30EL2408SSLP</a>	\$1,306.00	<a href="#">SCE-30EL2408SS6LP</a>	\$1,610.00	30.00 x 24.00 x 9.10 [762 x 610 x 231]	<a href="#">PDF</a>	<a href="#">SCE-30P24</a>	\$88.00
<a href="#">SCE-30EL2410SSLP</a>	\$1,404.00	<a href="#">SCE-30EL2410SS6LP</a>	\$1,732.00	30.00 x 24.00 x 11.10 [762 x 610 x 282]	<a href="#">PDF</a>	<a href="#">SCE-30P24</a>	\$88.00
<a href="#">SCE-30EL2412SSLP</a>	\$1,488.00	<a href="#">SCE-30EL2412SS6LP</a>	\$1,835.00	30.00 x 24.00 x 13.10 [762 x 610 x 333]	<a href="#">PDF</a>	<a href="#">SCE-30P24</a>	\$88.00
<a href="#">SCE-30EL2416SSLP</a>	\$1,640.00	<a href="#">SCE-30EL2416SS6LP</a>	\$2,022.00	30.00 x 24.00 x 17.10 [762 x 610 x 434]	<a href="#">PDF</a>	<a href="#">SCE-30P24</a>	\$88.00
<a href="#">SCE-30EL3008SSLP</a>	\$1,495.00	<a href="#">SCE-30EL3008SS6LP</a>	\$1,844.00	30.00 x 30.00 x 9.10 [762 x 762 x 231]	<a href="#">PDF</a>	<a href="#">SCE-30P30</a>	\$116.00
<a href="#">SCE-30EL3010SSLP</a>	\$1,586.00	<a href="#">SCE-30EL3010SS6LP</a>	\$1,957.00	30.00 x 30.00 x 11.10 [762 x 762 x 282]	<a href="#">PDF</a>	<a href="#">SCE-30P30</a>	\$116.00
<a href="#">SCE-30EL3012SSLP</a>	\$1,685.00	<a href="#">SCE-30EL3012SS6LP</a>	\$2,078.00	30.00 x 30.00 x 13.10 [762 x 762 x 333]	<a href="#">PDF</a>	<a href="#">SCE-30P30</a>	\$116.00

Note: Dimensions in inches [millimeters].

Table continued on next page

# Enviroline Series NEMA 3R, 4, 4X, 12, and 13 Stainless Steel Single-Door Wall-Mount



Your Enclosure Source®

## Shipping Schedule

Same day 1 - 15 days

Color indicates shipping lead time in business days.

Table continued from previous page.

Enviroline Series NEMA 3R, 4, 4X, 12, and 13 Stainless Steel Single-Door Wall-Mount							
304 Stainless Steel	Price	316L Stainless Steel	Price	Size HxWxD	Drawing Link	Optional Subpanel	Price
<a href="#">SCE-30EL3608SSLP</a>	\$1,673.00	<a href="#">SCE-30EL3608SS6LP</a>	\$2,063.00	30.00 x 36.00 x 9.10 [762 x 914 x 231]	<a href="#">PDF</a>	<a href="#">SCE-36P30</a>	\$141.00
<a href="#">SCE-36EL2408SSLP</a>	\$1,473.00	<a href="#">SCE-36EL2408SS6LP</a>	\$1,816.00	36.00 x 24.00 x 9.10 [914 x 610 x 231]	<a href="#">PDF</a>	<a href="#">SCE-36P24</a>	\$105.00
<a href="#">SCE-36EL2410SSLP</a>	\$1,571.00	<a href="#">SCE-36EL2410SS6LP</a>	\$1,938.00	36.00 x 24.00 x 11.10 [914 x 610 x 282]	<a href="#">PDF</a>	<a href="#">SCE-36P24</a>	\$105.00
<a href="#">SCE-36EL3008SSLP</a>	\$1,673.00	<a href="#">SCE-36EL3008SS6LP</a>	\$2,063.00	36.00 x 30.00 x 9.10 [914 x 762 x 231]	<a href="#">PDF</a>	<a href="#">SCE-36P30</a>	\$141.00
<a href="#">SCE-36EL3010SSLP</a>	\$1,798.00	<a href="#">SCE-36EL3010SS6LP</a>	\$2,217.00	36.00 x 30.00 x 11.10 [914 x 762 x 282]	<a href="#">PDF</a>	<a href="#">SCE-36P30</a>	\$141.00
<a href="#">SCE-36EL3012SSLP</a>	\$1,905.00	<a href="#">SCE-36EL3012SS6LP</a>	\$2,350.00	36.00 x 30.00 x 13.10 [914 x 762 x 333]	<a href="#">PDF</a>	<a href="#">SCE-36P30</a>	\$141.00
<a href="#">SCE-36EL3016SSLP</a>	\$2,010.00	—	—	36.00 x 30.00 x 17.10 [914 x 762 x 434]	<a href="#">PDF</a>	<a href="#">SCE-36P30</a>	\$141.00
<a href="#">SCE-36EL3608SSLP</a>	\$1,928.00	<a href="#">SCE-36EL3608SS6LP</a>	\$2,378.00	36.00 x 36.00 x 9.10 [914 x 914 x 231]	<a href="#">PDF</a>	<a href="#">SCE-36P36</a>	\$165.00
<a href="#">SCE-36EL3612SSLP</a>	\$2,141.00	<a href="#">SCE-36EL3612SS6LP</a>	\$2,640.00	36.00 x 36.00 x 13.10 [914 x 914 x 333]	<a href="#">PDF</a>	<a href="#">SCE-36P36</a>	\$165.00
<a href="#">SCE-42EL2410SSLP</a>	\$1,822.00	<a href="#">SCE-42EL2410SS6LP</a>	\$2,186.00	42.00 x 24.00 x 11.10 [1067 x 610 x 282]	<a href="#">PDF</a>	<a href="#">SCE-42P24</a>	\$127.00
<a href="#">SCE-42EL3010SSLP</a>	\$1,995.00	<a href="#">SCE-42EL3010SS6LP</a>	\$2,460.00	42.00 x 30.00 x 11.10 [1067 x 762 x 282]	<a href="#">PDF</a>	<a href="#">SCE-42P30</a>	\$162.00
<a href="#">SCE-42EL3012SSLP</a>	\$2,140.00	—	—	42.00 x 30.00 x 13.10 [1067 x 762 x 333]	<a href="#">PDF</a>	<a href="#">SCE-42P30</a>	\$162.00
<a href="#">SCE-42EL3612SSLP</a>	\$2,356.00	<a href="#">SCE-42EL3612SS6LP</a>	\$2,906.00	42.00 x 36.00 x 13.10 [1067 x 914 x 333]	<a href="#">PDF</a>	<a href="#">SCE-42P36</a>	\$190.00
<a href="#">SCE-42EL3616SSLP</a>	\$2,502.00	<a href="#">SCE-42EL3616SS6LP</a>	\$3,086.00	42.00 x 36.00 x 17.10 [1067 x 914 x 434]	<a href="#">PDF</a>	<a href="#">SCE-42P36</a>	\$190.00
<a href="#">SCE-48EL2412SSLP</a>	\$2,285.00	—	—	48.00 x 24.00 x 13.10 [1219 x 610 x 333]	<a href="#">PDF</a>	<a href="#">SCE-48P24</a>	\$137.00
<a href="#">SCE-48EL3612SSLP</a>	\$2,611.00	<a href="#">SCE-48EL3612SS6LP</a>	\$3,221.00	48.00 x 36.00 x 13.10 [1219 x 914 x 333]	<a href="#">PDF</a>	<a href="#">SCE-48P36</a>	\$214.00
<a href="#">SCE-48EL3616SSLP</a>	\$2,847.00	<a href="#">SCE-48EL3616SS6LP</a>	\$3,511.00	48.00 x 36.00 x 17.10 [1219 x 914 x 434]	<a href="#">PDF</a>	<a href="#">SCE-48P36</a>	\$214.00
<a href="#">SCE-60EL3612SSLP</a>	\$3,082.00	<a href="#">SCE-60EL3612SS6LP</a>	\$3,801.00	60.00 x 36.00 x 13.10 [1524 x 914 x 333]	<a href="#">PDF</a>	<a href="#">SCE-60P36</a>	\$264.00
<a href="#">SCE-60EL3616SSLP</a>	\$3,325.00	<a href="#">SCE-60EL3616SS6LP</a>	\$4,101.00	60.00 x 36.00 x 17.10 [1524 x 914 x 434]	<a href="#">PDF</a>	<a href="#">SCE-60P36</a>	\$264.00
<a href="#">SCE-60EL3624SSLP</a>	\$4,006.00	—	—	60.00 x 36.00 x 25.10 [1524 x 914 x 638]	<a href="#">PDF</a>	<a href="#">SCE-60P36</a>	\$264.00
<a href="#">SCE-72EL3016SSLP</a>	\$3,568.00	<a href="#">SCE-72EL3016SS6LP</a>	\$4,400.00	72.00 x 30.00 x 17.10 [1829 x 762 x 434]	<a href="#">PDF</a>	<a href="#">SCE-72P30</a>	\$292.00
<a href="#">SCE-72EL3612SSLP</a>	\$3,666.00	<a href="#">SCE-72EL3612SS6LP</a>	\$4,522.00	72.00 x 36.00 x 13.10 [1829 x 914 x 333]	<a href="#">PDF</a>	<a href="#">SCE-72P36</a>	\$313.00
<a href="#">SCE-72EL3616SSLP</a>	\$3,871.00	<a href="#">SCE-72EL3616SS6LP</a>	\$4,775.00	72.00 x 36.00 x 17.10 [1829 x 914 x 434]	<a href="#">PDF</a>	<a href="#">SCE-72P36</a>	\$313.00

Note: Dimensions in inches [millimeters].

# Enviroline Series NEMA 3R, 4, 4X, 12, and 13 Stainless Steel Single-Door Wall-Mount with Slope Top



*Your Enclosure Source®*



## Applications

Designed to house electrical and electronic controls, instrumentation and components in indoor, outdoor and sanitary locations.

## Construction

- 14-gauge 304 stainless steel
- Seams continuously welded and ground smooth
- Flange trough collar around all sides of door opening
- 15° slope top
- Collar studs are provided for mounting optional subpanels.
- Mounting holes in back of the enclosure for wall-mounting
- Mounting hardware, sealing washers, and hole plugs are included.
- Stainless steel concealed hinges
- Removable and interchangeable doors
- Black, 1/4-turn latches
- Latches are opened or closed with a screwdriver (optional tamper-resistant latches are available).
- Removable print pocket furnished on enclosures with width greater than 12in [305mm].
- Poured-in-place oil- and water-resistant gasket
- Ground studs on door and body

## Options

- Optional mounting feet available
- Door hardware available

## Finish

- #4 brushed finish on all exterior surfaces
- Optional subpanels are powder coated white.

## Listings

- NEMA Type 3R, 4, 4X, 12, and 13
- cULus Listed Type 3R, 4, 4X, and 12 [File E69392]
- IEC 60529 IP66



# Enviroline Series NEMA 3R, 4, 4X, 12, and 13 Stainless Steel Single-Door Wall-Mount with Slope Top



Your Enclosure Source®

## Shipping Schedule

Same day

1 - 15 days

Color indicates shipping lead time in business days.

## Enviroline Series NEMA 3R, 4, 4X, 12, and 13 Stainless Steel Single-Door Wall-Mount with Slope Top

Part Number	Price	Size HxWxD	Drawing Link	Optional Subpanel	Price
<a href="#">SCE-16EL1208SSST</a>	\$927.00	18.10 x 12.00 x 9.10 [460 x 305 x 231]	<a href="#">PDF</a>	<a href="#">SCE-16P12</a>	\$20.50
<a href="#">SCE-16EL1608SSST</a>	\$1,011.00	18.10 x 16.00 x 9.10 [460 x 406 x 231]	<a href="#">PDF</a>	<a href="#">SCE-16P16</a>	\$34.00
<a href="#">SCE-20EL1608SSST</a>	\$1,132.00	22.10 x 16.00 x 9.10 [561 x 406 x 231]	<a href="#">PDF</a>	<a href="#">SCE-20P16</a>	\$42.00
<a href="#">SCE-20EL1612SSST</a>	\$1,270.00	23.17 x 16.00 x 13.10 [589 x 406 x 333]	<a href="#">PDF</a>	<a href="#">SCE-20P16</a>	\$42.00
<a href="#">SCE-20EL2008SSST</a>	\$1,254.00	22.10 x 20.00 x 9.10 [561 x 508 x 231]	<a href="#">PDF</a>	<a href="#">SCE-20P20</a>	\$49.00
<a href="#">SCE-20EL2012SSST</a>	\$1,410.00	23.17 x 20.00 x 13.10 [589 x 508 x 333]	<a href="#">PDF</a>	<a href="#">SCE-20P20</a>	\$49.00
<a href="#">SCE-24EL2008SSST</a>	\$1,372.00	26.10 x 20.00 x 9.10 [663 x 508 x 231]	<a href="#">PDF</a>	<a href="#">SCE-24P20</a>	\$63.00
<a href="#">SCE-24EL2012SSST</a>	\$1,555.00	27.17 x 20.00 x 13.10 [690 x 508 x 333]	<a href="#">PDF</a>	<a href="#">SCE-24P20</a>	\$63.00
<a href="#">SCE-24EL2408SSST</a>	\$1,507.00	26.10 x 24.00 x 9.10 [663 x 610 x 231]	<a href="#">PDF</a>	<a href="#">SCE-24P24</a>	\$74.00
<a href="#">SCE-24EL2412SSST</a>	\$1,715.00	27.17 x 24.00 x 13.10 [690 x 610 x 333]	<a href="#">PDF</a>	<a href="#">SCE-24P24</a>	\$74.00
<a href="#">SCE-24EL2416SSST</a>	\$2,286.00	28.24 x 24.00 x 17.10 [717 x 610 x 434]	<a href="#">PDF</a>	<a href="#">SCE-24P24</a>	\$74.00
<a href="#">SCE-30EL2408SSST</a>	\$1,715.00	32.10 x 24.00 x 9.10 [815 x 610 x 231]	<a href="#">PDF</a>	<a href="#">SCE-30P24</a>	\$88.00
<a href="#">SCE-30EL2412SSST</a>	\$1,954.00	33.17 x 24.00 x 13.10 [843 x 610 x 333]	<a href="#">PDF</a>	<a href="#">SCE-30P24</a>	\$88.00
<a href="#">SCE-30EL3008SSST</a>	\$1,964.00	32.10 x 30.00 x 9.10 [815 x 762 x 231]	<a href="#">PDF</a>	<a href="#">SCE-30P30</a>	\$116.00
<a href="#">SCE-30EL3012SSST</a>	\$2,442.00	33.17 x 30.00 x 13.10 [843 x 762 x 333]	<a href="#">PDF</a>	<a href="#">SCE-30P30</a>	\$116.00
<a href="#">SCE-36EL2408SSST</a>	\$1,934.00	38.10 x 24.00 x 9.10 [968 x 610 x 231]	<a href="#">PDF</a>	<a href="#">SCE-36P24</a>	\$105.00
<a href="#">SCE-36EL2412SSST</a>	\$2,175.00	39.17 x 24.00 x 13.10 [995 x 610 x 333]	<a href="#">PDF</a>	<a href="#">SCE-36P24</a>	\$105.00
<a href="#">SCE-36EL3008SSST</a>	\$2,197.00	38.10 x 30.00 x 9.10 [968 x 762 x 231]	<a href="#">PDF</a>	<a href="#">SCE-36P30</a>	\$141.00
<a href="#">SCE-36EL3012SSST</a>	\$2,502.00	39.17 x 30.00 x 13.10 [995 x 762 x 333]	<a href="#">PDF</a>	<a href="#">SCE-36P30</a>	\$141.00
<a href="#">SCE-36EL3016SSST</a>	\$2,652.00	40.24 x 30.00 x 17.10 [1022 x 762 x 434]	<a href="#">PDF</a>	<a href="#">SCE-36P30</a>	\$141.00
<a href="#">SCE-36EL3612SSST</a>	\$2,556.00	39.17 x 36.00 x 13.10 [995 x 914 x 333]	<a href="#">PDF</a>	<a href="#">SCE-36P36</a>	\$165.00
<a href="#">SCE-48EL3612SSST</a>	\$3,657.00	51.17 x 36.00 x 13.10 [1300 x 914 x 333]	<a href="#">PDF</a>	<a href="#">SCE-48P36</a>	\$214.00
<a href="#">SCE-48EL3616SSST</a>	\$3,738.00	52.24 x 36.00 x 17.10 [1327 x 914 x 434]	<a href="#">PDF</a>	<a href="#">SCE-48P36</a>	\$214.00
<a href="#">SCE-60EL3612SSST</a>	\$4,183.00	63.17 x 36.00 x 13.10 [1605 x 914 x 333]	<a href="#">PDF</a>	<a href="#">SCE-60P36</a>	\$264.00
<a href="#">SCE-60EL3616SSST</a>	\$4,367.00	64.24 x 36.00 x 17.10 [1632 x 914 x 434]	<a href="#">PDF</a>	<a href="#">SCE-60P36</a>	\$264.00
<a href="#">SCE-60EL4812SSST</a>	\$10,218.00	63.20 x 48.00 x 13.05 [1605 x 1219 x 331]	<a href="#">PDF</a>	<a href="#">SCE-60P48</a>	\$373.00
<a href="#">SCE-60EL4818SSST</a>	\$10,838.00	64.80 x 48.00 x 19.05 [1646 x 1219 x 484]	<a href="#">PDF</a>	<a href="#">SCE-60P48</a>	\$373.00
<a href="#">SCE-60EL6012SSST</a>	\$11,468.00	63.20 x 60.00 x 13.05 [1605 x 1524 x 331]	<a href="#">PDF</a>	<a href="#">SCE-60P60</a>	\$460.00
<a href="#">SCE-60EL6018SSST</a>	\$12,010.00	64.80 x 60.00 x 19.05 [1646 x 1524 x 484]	<a href="#">PDF</a>	<a href="#">SCE-60P60</a>	\$460.00
<a href="#">SCE-72EL6012SSST</a>	\$13,079.00	75.20 x 60.00 x 13.05 [1910 x 1524 x 331]	<a href="#">PDF</a>	<a href="#">SCE-72P60</a>	\$548.00
<a href="#">SCE-72EL6018SSST</a>	\$13,358.00	76.80 x 60.00 x 19.05 [1951 x 1524 x 484]	<a href="#">PDF</a>	<a href="#">SCE-72P60</a>	\$548.00

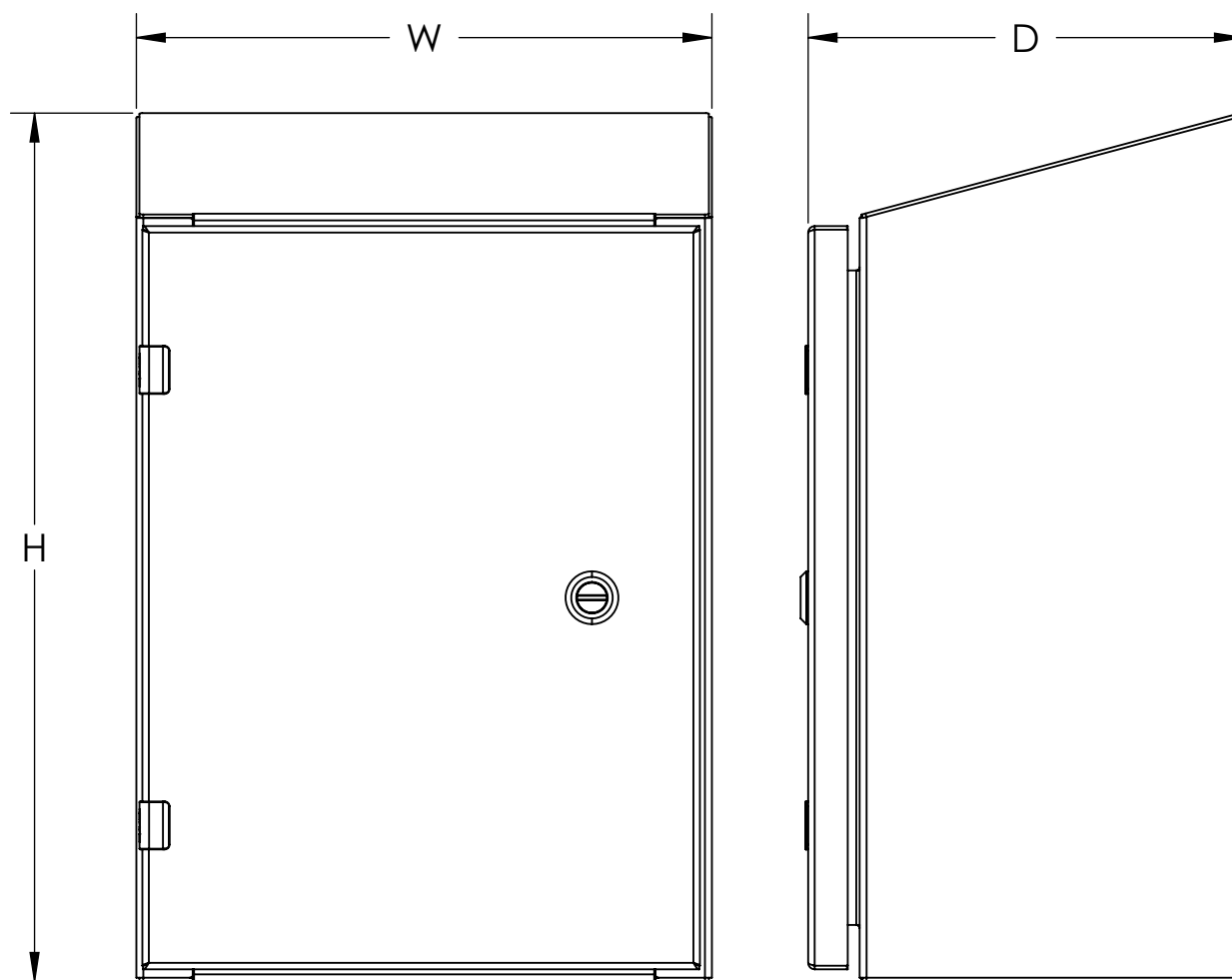
Note: Dimensions in inches [millimeters].

# Enviroline Series NEMA 3R, 4, 4X, 12, and 13 Stainless Steel Single-Door Wall-Mount with Slope Top




*Your Enclosure Source*®

## Dimensions





# IP69K Stainless Steel Sanitary Wall-Mount with Screw Cover



## Applications

Designed to withstand high pressure and high temperature wash down procedures with direct and indirect food contact applications within the food and beverage industry. Screw cover enclosures provide maximum back panel space.

Includes dual-gasket design that ensures performance in extreme applications. FDA-grade silicone gasket helps resist bacterial growth and chemical absorption.

## Construction

- 16-gauge 304 stainless steel
- Seams continuously welded and ground smooth
- 10° slope top
- Sanitary fasteners with FDA-grade silicone gasket
- Poured-in-place oil- and water-resistant gasket
- FDA-grade silicone gasket
- Provision for mounting optional panels
- Ground stud on door and body
- Solid back with no mounting holes makes it easy to add weld mounting stand-off.
- Collar studs are provided for mounting optional subpanel.

## Finish

- # 4 Brushed finish 25-35 RA is suitable for medical and food industry.

## Listings

- NEMA Type 3R, 4, 4X, 12, and 13
- cULus Listed 3R, 4, 4X, and 12 [File E69392]
- IEC 60529 IP69K
- ANSI/NSF 169



## Shipping Schedule

Same day	1 - 15 days
----------	-------------

Color indicates shipping lead time in business days.

## IP69K Stainless Steel Sanitary Wall-Mount with Screw Cover

Part Number	Price	Size HxWxD	Drawing Link	Optional Subpanel	Price
<a href="#">SCE-7KJ0604SSST</a>	\$711.00	8.05 x 6.00 x 5.10 [204 x 152 x 130]	<a href="#">PDF</a>	<a href="#">SCE-6P4</a>	\$4.25
<a href="#">SCE-9KJ0804SSST</a>	\$787.00	10.05 x 8.00 x 5.10 [255 x 203 x 130]	<a href="#">PDF</a>	<a href="#">SCE-8P6</a>	\$5.75
<a href="#">SCE-11KJ1004SSST</a>	\$863.00	12.05 x 10.00 x 5.10 [306 x 254 x 130]	<a href="#">PDF</a>	<a href="#">SCE-10P8</a>	\$8.00
<a href="#">SCE-13KJ1206SSST</a>	\$1,033.00	14.57 x 12.00 x 7.10 [370 x 305 x 180]	<a href="#">PDF</a>	<a href="#">SCE-12P10</a>	\$10.75
<a href="#">SCE-15KJ1408SSST</a>	\$1,208.00	17.10 x 14.00 x 9.10 [434 x 356 x 231]	<a href="#">PDF</a>	<a href="#">SCE-14P12</a>	\$14.00

Note: Dimensions in inches [millimeters].



# IP69K Sanitary Stainless Steel Single-Door Wall-Mount



*Your Enclosure Source®*



## Applications

Designed to withstand high pressure and high-temperature wash down procedures with direct and indirect food contact applications within the food and beverage industry. Enclosure is designed with internal swing-out hinges to reduce bacteria catch points and helps to maximize back panel space.

Includes dual gasket design that ensures performance in extreme applications. FDA-grade silicone gasket helps resist bacterial growth and chemical absorption.

## Construction

- 14-gauge 304 stainless steel
- Seams continuously welded and ground smooth
- 15° slope top
- Internal swing out hinges
- Doors open 110°
- Stainless sanitary quarter turn latches with FDA-grade silicone gasket
- Poured-in-place oil- and water-resistant gasket
- FDA-grade silicone outer gasket
- Provision for mounting optional panels
- Mounting holes in back of enclosure for optional mounting stand-off or other mounting options
- Ground stud on door and body

## Finish

- # 4 Brushed finish 25-35 RA suitable for medical and food industry.

## Listings

- NEMA Type 3R, 4, 4X, and 12
- cULus Listed Type 3R, 4, 4X, and 12 [File E69392]
- IEC 60529 IP69K
- ANSI/NSF 169



# IP69K Sanitary Stainless Steel Single-Door Wall-Mount



Your Enclosure Source®

## Shipping Schedule

Same day

1 - 15 days

Color indicates shipping lead time in business days.

## IP69K Sanitary Stainless Steel Single-Door Wall-Mount

Part Number	Price	Size HxWxD	Drawing Link	Optional Subpanel	Price
<a href="#">SCE-16K1208SSST</a>	\$1,441.00	18.10 x 12.00 x 9.10 [460 x 305 x 231]	<a href="#">PDF</a>	<a href="#">SCE-16P12</a>	\$20.50
<a href="#">SCE-16K1608SSST</a>	\$1,567.00	18.10 x 16.00 x 9.10 [460 x 406 x 231]	<a href="#">PDF</a>	<a href="#">SCE-16P16</a>	\$34.00
<a href="#">SCE-20K1608SSST</a>	\$1,749.00	22.10 x 16.00 x 9.10 [561 x 406 x 231]	<a href="#">PDF</a>	<a href="#">SCE-20P16</a>	\$42.00
<a href="#">SCE-20K2008SSST</a>	\$1,932.00	22.10 x 20.00 x 9.10 [561 x 508 x 231]	<a href="#">PDF</a>	<a href="#">SCE-20P20</a>	\$49.00
<a href="#">SCE-20K2010SSST</a>	\$1,992.00	22.64 x 20.00 x 11.10 [575 x 508 x 282]	<a href="#">PDF</a>	<a href="#">SCE-20P20</a>	\$49.00
<a href="#">SCE-24K2008SSST</a>	\$2,108.00	26.10 x 20.00 x 9.10 [663 x 508 x 231]	<a href="#">PDF</a>	<a href="#">SCE-24P20</a>	\$63.00
<a href="#">SCE-24K2010SSST</a>	\$2,140.00	26.64 x 20.00 x 11.10 [677 x 508 x 282]	<a href="#">PDF</a>	<a href="#">SCE-24P20</a>	\$63.00
<a href="#">SCE-24K2012SSST</a>	\$2,383.00	27.17 x 20.00 x 13.10 [690 x 508 x 333]	<a href="#">PDF</a>	<a href="#">SCE-24P20</a>	\$63.00
<a href="#">SCE-24K2408SSST</a>	\$2,311.00	26.10 x 24.00 x 9.10 [663 x 610 x 231]	<a href="#">PDF</a>	<a href="#">SCE-24P24</a>	\$74.00
<a href="#">SCE-24K2410SSST</a>	\$2,313.00	26.64 x 24.00 x 11.10 [677 x 610 x 282]	<a href="#">PDF</a>	<a href="#">SCE-24P24</a>	\$74.00
<a href="#">SCE-24K2412SSST</a>	\$2,622.00	27.17 x 24.00 x 13.10 [690 x 610 x 333]	<a href="#">PDF</a>	<a href="#">SCE-24P24</a>	\$74.00
<a href="#">SCE-30K2408SSST</a>	\$2,622.00	32.10 x 24.00 x 9.10 [815 x 610 x 231]	<a href="#">PDF</a>	<a href="#">SCE-30P24</a>	\$88.00
<a href="#">SCE-30K2412SSST</a>	\$2,981.00	33.17 x 24.00 x 13.10 [843 x 610 x 333]	<a href="#">PDF</a>	<a href="#">SCE-30P24</a>	\$88.00
<a href="#">SCE-30K3012SSST</a>	\$3,714.00	33.17 x 30.00 x 13.10 [843 x 762 x 333]	<a href="#">PDF</a>	<a href="#">SCE-30P30</a>	\$116.00
<a href="#">SCE-36K2412SSST</a>	\$3,334.00	39.17 x 24.00 x 13.10 [995 x 610 x 333]	<a href="#">PDF</a>	<a href="#">SCE-36P24</a>	\$105.00
<a href="#">SCE-36K3012SSST</a>	\$3,826.00	39.17 x 30.00 x 13.10 [995 x 762 x 333]	<a href="#">PDF</a>	<a href="#">SCE-36P30</a>	\$141.00
<a href="#">SCE-36K3016SSST</a>	\$4,051.00	40.24 x 30.00 x 17.10 [1022 x 762 x 434]	<a href="#">PDF</a>	<a href="#">SCE-36P30</a>	\$141.00
<a href="#">SCE-42K3612SSST</a>	\$4,244.00	45.17 x 36.00 x 13.10 [1147 x 914 x 333]	<a href="#">PDF</a>	<a href="#">SCE-42P36</a>	\$190.00
<a href="#">SCE-42K3616SSST</a>	\$4,506.00	46.24 x 36.00 x 17.10 [1174 x 914 x 434]	<a href="#">PDF</a>	<a href="#">SCE-42P36</a>	\$190.00
<a href="#">SCE-48K3612SSST</a>	\$5,568.00	51.17 x 36.00 x 13.10 [1300 x 914 x 333]	<a href="#">PDF</a>	<a href="#">SCE-48P36</a>	\$214.00
<a href="#">SCE-48K3616SSST</a>	\$5,690.00	52.24 x 36.00 x 17.10 [1327 x 914 x 434]	<a href="#">PDF</a>	<a href="#">SCE-48P36</a>	\$214.00

Note: Dimensions in inches [millimeters].

# Enviroline Series NEMA 3R, 4, 4X, 12, and 13 Stainless Steel Two-Door Wall-Mount with 3-Point Handle



## Applications

Designed to house electrical and electronic controls, instrumentation and components. For outdoor applications a drip shield is recommended.

## Construction

- 14-gauge stainless steel Type 304
- Seams continuously welded and ground smooth
- Flange trough collar around all sides of door opening
- Collar and studs are provided for mounting optional subpanels.
- Removable center posts permit easy subpanel installation.
- Mounting holes in back of the enclosure for wall-mounting
- Mounting hardware, sealing washers, and hole plugs are included.
- Stainless steel concealed hinges
- Removable and interchangeable doors
- Black, keylocking/padlocking handles
- 3-point latching mechanism
- Removable print pocket
- Poured-in-place oil- and water-resistant gasket
- Ground studs on door and body

## Options

- Optional tamper-resistant inserts are available.
- Optional mounting feet are available.
- Door hardware is available.

Note: Mechanical Interlock not for use in enclosures 24.0in [610mm] in height.

## Finish

- #4 brushed finish on all exterior surfaces
- Optional subpanels are powder coated white.

## Listings

- NEMA Type 3R, 4, 4X, 12, and 13
- cULus Listed Type 3R, 4, 4X, and 12 [File E69392]
- IEC 60529 IP66



# Enviroline Series NEMA 3R, 4, 4X, 12, and 13 Stainless Steel Two-Door Wall-Mount with 3-Point Handle



## Shipping Schedule

Same day

1 - 15 days

Color indicates shipping lead time in business days.

## Stainless Steel Enviroline Series Wall-Mount Two-Door Enclosures with 3-Point Handle

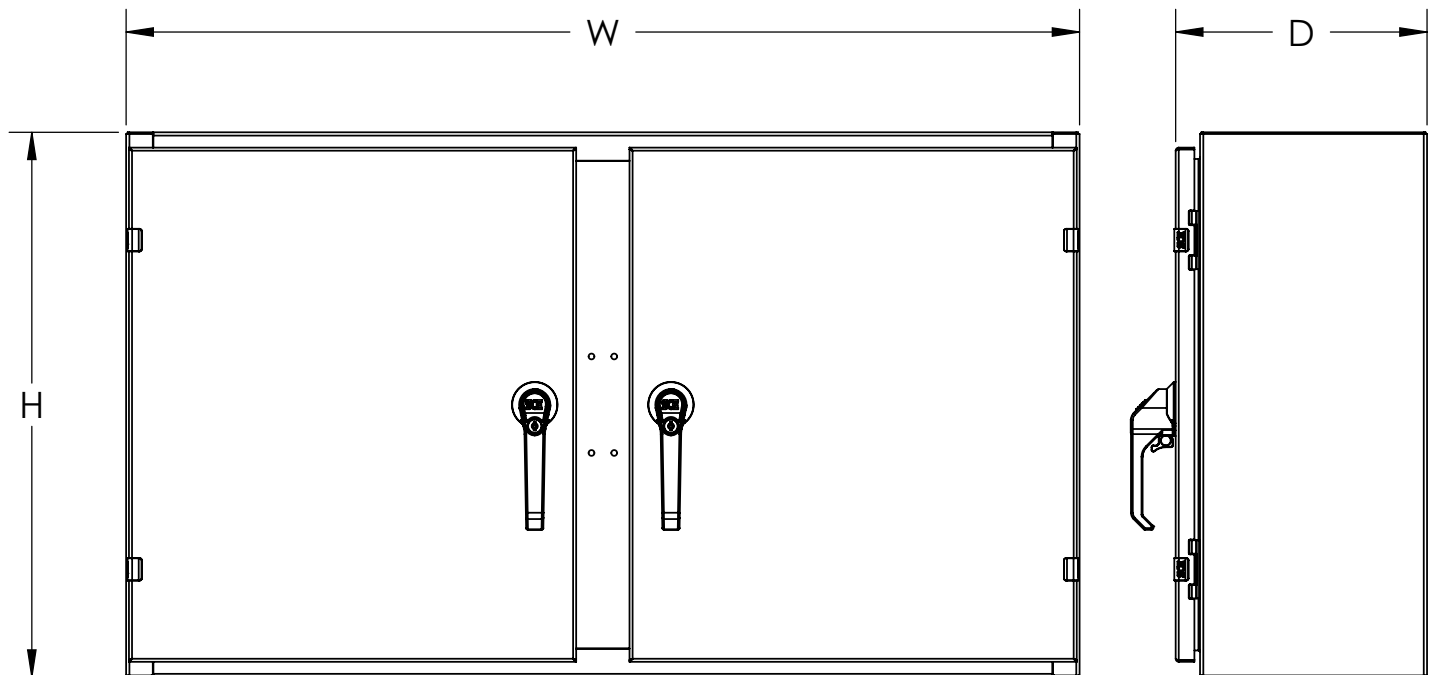
Part Number	Price	Size HxWxD	Drawing Link	Optional Subpanel	Price
<a href="#">SCE-24EL4210SSWFLP</a>	\$3,344.00	24.00 x 42.00 x 11.10 [610 x 1067 x 282]	<a href="#">PDF</a>	<a href="#">SCE-42P24</a>	\$127.00
<a href="#">SCE-24EL4810SSWFLP</a>	\$3,477.00	24.00 x 48.00 x 11.10 [610 x 1219 x 282]	<a href="#">PDF</a>	<a href="#">SCE-48P24</a>	\$137.00
<a href="#">SCE-30EL4210SSWFLP</a>	\$3,544.00	30.00 x 42.00 x 11.10 [762 x 1067 x 282]	<a href="#">PDF</a>	<a href="#">SCE-42P30</a>	\$162.00
<a href="#">SCE-30EL4810SSWFLP</a>	\$3,744.00	30.00 x 48.00 x 11.10 [762 x 1219 x 282]	<a href="#">PDF</a>	<a href="#">SCE-48P30</a>	\$179.00
<a href="#">SCE-30EL6010SSWFLP</a>	\$4,203.00	30.00 x 60.00 x 11.10 [762 x 1524 x 282]	<a href="#">PDF</a>	<a href="#">SCE-60P30</a>	\$221.00
<a href="#">SCE-36EL4212SSWFLP</a>	\$4,219.00	36.00 x 42.00 x 13.10 [914 x 1067 x 333]	<a href="#">PDF</a>	<a href="#">SCE-42P36</a>	\$190.00
<a href="#">SCE-36EL4812SSWFLP</a>	\$4,325.00	36.00 x 48.00 x 13.10 [914 x 1219 x 333]	<a href="#">PDF</a>	<a href="#">SCE-48P36</a>	\$214.00
<a href="#">SCE-36EL6012SSWFLP</a>	\$4,775.00	36.00 x 60.00 x 13.10 [914 x 1524 x 333]	<a href="#">PDF</a>	<a href="#">SCE-60P36</a>	\$264.00
<a href="#">SCE-42EL4212SSWFLP</a>	\$4,277.00	42.00 x 42.00 x 13.10 [1067 x 1067 x 333]	<a href="#">PDF</a>	<a href="#">SCE-42P42</a>	\$218.00
<a href="#">SCE-42EL4812SSWFLP</a>	\$4,751.00	42.00 x 48.00 x 13.10 [1067 x 1219 x 333]	<a href="#">PDF</a>	<a href="#">SCE-48P42</a>	\$246.00
<a href="#">SCE-42EL6012SSWFLP</a>	\$4,989.00	42.00 x 60.00 x 13.10 [1067 x 1524 x 333]	<a href="#">PDF</a>	<a href="#">SCE-60BFP42</a>	\$320.00
<a href="#">SCE-48EL4812SSWFLP</a>	\$4,875.00	48.00 x 48.00 x 13.10 [1219 x 1219 x 333]	<a href="#">PDF</a>	<a href="#">SCE-48P48</a>	\$295.00

Note: Dimensions in inches [millimeters].

# Enviroline Series NEMA 3R, 4, 4X, 12, and 13 Stainless Steel Two-Door Wall-Mount with 3-Point Handle



## Dimensions



# Enviroline Series NEMA 3R, 4, 12, and 13 Single-Door Freestanding



Your Enclosure Source®



## Applications

Designed to house a variety of electrical and electronic controls and instruments. Provisions for optional surface mounting or rack mounting of almost any type of equipment. Provides protection from dust, dirt, water and oil. For outdoor application a drip shield and drain holes are required. The enclosures are extra deep for applications requiring more interior space.

## Construction

- 12-gauge carbon steel
- Concealed hinges
- Removable and interchangeable doors
- Flange trough collar around all sides of door opening
- Seams continuously welded and ground smooth—no holes or knockouts
- Lifting eyes for easy handling
- Black zinc diecast keylocking/padlocking handle.
- 3-point latching mechanism
- Latch rods have ramp shoes for easier door closing.
- Removable print pocket is provided on door.
- Black, 1/4-turn latches, as required
- Mounting channels are welded horizontally on sides of interior body at top, bottom and middle for mounting optional panels or rack mounting angles.
- Hole plugs are provided to seal holes in bottom of enclosure.
- Poured-in-place oil- and water-resistant gasket
- Ground stud on door and body
- Provisions for light kit

## Finish

- ANSI 61 Gray powder coated inside and out
- Optional subpanels are powder coated white.

## Listings

- NEMA Type 3R, 4, 12, and 13
- cULus Listed Type 3R and 12 [File E69392]
- IEC 60529 IP55



## Shipping Schedule

Same day	1 - 15 days
----------	-------------

Color indicates shipping lead time in business days.

## Enviroline Series NEMA 3R, 4, 12, and 13 Single-Door Freestanding

Part Number	Price	Size HxWxD	Drawing Link	Optional Subpanel	Price
<a href="#">SCE-60EL2418FS</a>	\$1,391.00	60.00 x 24.00 x 19.05 [1524 x 610 x 484]	<a href="#">PDF</a>	<a href="#">SCE-60P24F1</a>	\$241.00
<a href="#">SCE-72EL2418FS</a>	\$1,542.00	72.00 x 24.00 x 19.05 [1829 x 610 x 484]	<a href="#">PDF</a>	<a href="#">SCE-72P24F1</a>	\$272.00
<a href="#">SCE-72EL2424FS</a>	\$1,713.00	72.00 x 24.00 x 25.05 [1829 x 610 x 636]	<a href="#">PDF</a>	<a href="#">SCE-72P24F1</a>	\$272.00
<a href="#">SCE-72EL3018FS</a>	\$1,699.00	72.00 x 30.00 x 19.05 [1829 x 762 x 484]	<a href="#">PDF</a>	<a href="#">SCE-72P30F1</a>	\$317.00
<a href="#">SCE-72EL3024FS</a>	\$1,885.00	72.00 x 30.00 x 25.05 [1829 x 762 x 636]	<a href="#">PDF</a>	<a href="#">SCE-72P30F1</a>	\$317.00
<a href="#">SCE-72EL3624FS</a>	\$2,119.00	72.00 x 36.00 x 25.05 [1829 x 914 x 636]	<a href="#">PDF</a>	<a href="#">SCE-72P36F1</a>	\$359.00
<a href="#">SCE-90EL2420FS</a>	\$2,028.00	90.00 x 24.00 x 21.05 [2286 x 610 x 535]	<a href="#">PDF</a>	<a href="#">SCE-90P24F1</a>	\$317.00
<a href="#">SCE-90EL3624FS</a>	\$2,647.00	90.00 x 36.00 x 25.05 [2286 x 914 x 636]	<a href="#">PDF</a>	<a href="#">SCE-90P36F1</a>	\$431.00

Note: Dimensions in inches [millimeters].

# NEMA 3R, 12, and 13 Single-Door Freestanding



Your Enclosure Source®



## Applications

Designed to house a variety of electrical and electronic controls and instruments. Provisions for optional surface mounting or rack mounting of almost any type of equipment. Provides protection from dust, dirt, water and oil. For outdoor application a drip shield and drain holes are required. The enclosures are extra deep for applications requiring more interior space.

## Finish

- ANSI 61 Gray powder coated inside and out
- Optional subpanels are powder coated white.

## Listings

- NEMA Type 3R, 12, and 13
- cULus Listed Type 3R and 12 [File E69392]
- IEC 60529 IP55



## Construction

- 12-gauge carbon steel
- Concealed hinges
- Removable and interchangeable doors
- Flange trough collar around all sides of door opening
- Seams continuously welded and ground smooth— no holes or knockouts
- Lifting eyes for easy handling
- Black zinc diecast keylocking/padlocking handle
- 3-point latching mechanism
- Latch rods have ramp shoes for easier door closing.
- Removable print pocket is provided on door.
- Black, 1/4-turn latches, as required
- Mounting channels are welded horizontally on sides of interior body at top, bottom and middle for mounting optional panels or rack mounting angles.
- Hole plugs are provided to seal holes in bottom of enclosure.
- Poured-in-place oil- and water-resistant gasket
- Ground stud on door and body
- Provisions for light kit

### Shipping Schedule

Same day 1 - 15 days

Color indicates shipping lead time in business days.

### NEMA 3R, 12, and 13 Single-Door Freestanding Enclosures

Part Number	Price	Size HxWxD	Drawing Link	Optional Subpanel	Price
<a href="#">SCE-603624FS</a>	\$1,843.00	60.00 x 36.00 x 25.05 [1524 x 914 x 636]	<a href="#">PDF</a>	<a href="#">SCE-60P36F1</a>	\$314.00
<a href="#">SCE-723618FS</a>	\$1,864.00	72.00 x 36.00 x 19.05 [1829 x 914 x 484]	<a href="#">PDF</a>	<a href="#">SCE-72P36F1</a>	\$359.00
<a href="#">SCE-723624FS</a>	\$2,057.00	72.00 x 36.00 x 25.05 [1829 x 914 x 636]	<a href="#">PDF</a>	<a href="#">SCE-72P36F1</a>	\$359.00
<a href="#">SCE-723630FS</a>	\$2,253.00	72.00 x 36.00 x 31.05 [1829 x 914 x 789]	<a href="#">PDF</a>	<a href="#">SCE-72P36F1</a>	\$359.00
<a href="#">SCE-723636FS</a>	\$2,446.00	72.00 x 36.00 x 37.05 [1829 x 914 x 941]	<a href="#">PDF</a>	<a href="#">SCE-72P36F1</a>	\$359.00
<a href="#">SCE-903620FS</a>	\$2,421.00	90.00 x 36.00 x 21.05 [2286 x 914 x 535]	<a href="#">PDF</a>	<a href="#">SCE-90P36F1</a>	\$431.00
<a href="#">SCE-903624FS</a>	\$2,575.00	90.00 x 36.00 x 25.05 [2286 x 914 x 636]	<a href="#">PDF</a>	<a href="#">SCE-90P36F1</a>	\$431.00
<a href="#">SCE-903636FS</a>	\$3,027.00	90.00 x 36.00 x 37.05 [2286 x 914 x 941]	<a href="#">PDF</a>	<a href="#">SCE-90P36F1</a>	\$431.00

Note: Dimensions in inches [millimeters].



# NEMA 3R, 12, and 13 Double-Door Freestanding



## Shipping Schedule

Same day

1 - 15 days

Color indicates shipping lead time in business days.

## Applications

Designed to house a variety of electrical and electronic controls and instruments. Provisions for optional surface mounting or rack mounting of almost any type of equipment. Provides protection from dust, dirt, water and oil. For outdoor application a drip shield and drain holes are required. The enclosures are extra deep for applications requiring more interior space.

## Construction

- 12-gauge carbon steel
- Concealed hinges
- Removable and interchangeable doors
- Flange trough collar around all sides of door opening
- Seams continuously welded and ground smooth— no holes or knockouts
- Lifting eyes for easy handling
- Black zinc diecast keylocking/padlocking handle
- 3-point latching mechanism
- Latch rods have ramp shoes for easier door closing.
- Removable print pocket is provided on door.
- Black, 1/4-turn latches, as required
- Mounting channels are welded horizontally on sides of interior body at top, bottom and middle for mounting optional panels or rack mounting angles.
- Hole plugs are provided to seal holes in bottom of enclosure.
- Poured-in-place oil- and water-resistant gasket
- Ground stud on door and body
- Provisions for light kit

## Finish

- ANSI 61 gray powder coated inside and out
- Optional subpanels are powder coated white.

## Listings

- NEMA Type 3R, 12, and 13
- cULus Listed Type 3R and 12 [File E69392]
- IEC 60529 IP55



## NEMA 3R, 12, and 13 Double-Door Freestanding

Part Number	Price	Size HxWxD	Drawing Link	Optional Subpanel	Price
<a href="#">SCE-604818FSD</a>	\$2,333.00	60.00 x 48.00 x 19.07 [1524 x 1219 x 484]	<a href="#">PDF</a>	<a href="#">SCE-60P48F1</a>	\$503.00
<a href="#">SCE-724818FSD</a>	\$2,570.00	72.00 x 48.00 x 19.07 [1829 x 1219 x 484]	<a href="#">PDF</a>	<a href="#">SCE-72P48F1</a>	\$569.00
<a href="#">SCE-724824FSD</a>	\$2,784.00	72.00 x 48.00 x 25.07 [1829 x 1219 x 637]	<a href="#">PDF</a>	<a href="#">SCE-72P48F1</a>	\$569.00
<a href="#">SCE-726018FSD</a>	\$2,891.00	72.00 x 60.00 x 19.07 [1829 x 1524 x 484]	<a href="#">PDF</a>	<a href="#">SCE-72P60F1</a>	\$658.00
<a href="#">SCE-726024FSD</a>	\$3,128.00	72.00 x 60.00 x 25.07 [1829 x 1524 x 637]	<a href="#">PDF</a>	<a href="#">SCE-72P60F1</a>	\$658.00
<a href="#">SCE-726036FSD</a>	\$3,598.00	72.00 x 60.00 x 37.07 [1829 x 1524 x 942]	<a href="#">PDF</a>	<a href="#">SCE-72P60F1</a>	\$658.00
<a href="#">SCE-727218FSD</a>	\$3,212.00	72.00 x 72.00 x 19.07 [1829 x 1829 x 484]	<a href="#">PDF</a>	<a href="#">SCE-72P72F1</a>	\$752.00
<a href="#">SCE-727224FSD</a>	\$3,472.00	72.00 x 72.00 x 25.07 [1829 x 1829 x 637]	<a href="#">PDF</a>	<a href="#">SCE-72P72F1</a>	\$752.00
<a href="#">SCE-904820FSD</a>	\$3,200.00	90.00 x 48.00 x 21.07 [2286 x 1219 x 535]	<a href="#">PDF</a>	<a href="#">SCE-90P48F1</a>	\$669.00
<a href="#">SCE-904824FSD</a>	\$3,320.00	90.00 x 48.00 x 25.07 [2286 x 1219 x 637]	<a href="#">PDF</a>	<a href="#">SCE-90P48F1</a>	\$669.00
<a href="#">SCE-906020FSD</a>	\$3,552.00	90.00 x 60.00 x 21.07 [2286 x 1524 x 535]	<a href="#">PDF</a>	—	—
<a href="#">SCE-907220FSD</a>	\$3,985.00	90.00 x 72.00 x 21.07 [2286 x 1829 x 535]	<a href="#">PDF</a>	<a href="#">SCE-90P72F1</a>	\$903.00
<a href="#">SCE-907224FSD</a>	\$4,177.00	90.00 x 72.00 x 25.07 [2286 x 1829 x 637]	<a href="#">PDF</a>	<a href="#">SCE-90P72F1</a>	\$903.00
<a href="#">SCE-907236FSD</a>	\$4,757.00	90.00 x 72.00 x 37.07 [2286 x 1829 x 942]	<a href="#">PDF</a>	<a href="#">SCE-90P72F1</a>	\$903.00

Note: Dimensions in inches [millimeters].



# Enviroline Series NEMA 3R, 4, 12, and 13 Two-Door Freestanding



Your Enclosure Source®



## Applications

Designed to house a variety of electrical and electronic controls and instruments. Provisions for optional surface mounting or rack mounting of almost any type of equipment. Provides protection from dust, dirt, water and oil. For outdoor application a drip shield and drain holes are required. The enclosures are extra deep for applications requiring more interior space.

## Construction

- 12-gauge carbon steel
- Removable and interchangeable doors
- Concealed hinges
- Seams continuously welded and ground smooth
- Strong, rigid construction with stiffeners welded on backs of single access boxes
- Lifting eyes for easy handling
- Black zinc diecast keylocking/padlocking handle
- 3-point latching mechanism
- Latch rods have ramp shoes for easier door closing.
- Flange trough collar around all sides of door opening
- Removable center post
- Removable print pocket
- Mounting channels are welded horizontally on sides of interior body at top, bottom and middle for mounting optional panels or rack mounting angles.
- Hole plugs are provided to seal holes in bottom of enclosure.
- Poured-in-place oil- and water-resistant gasket
- Ground stud on door and body
- Provisions for light kit

## Finish

- ANSI 61 gray powder coated inside and out
- Optional subpanels are powder coated white.

## Listings

- NEMA Type 3R, 4, 12, and 13
- cULus Listed Type 3R, 4, and 12 [File E69392]
- IEC 60529 IP66



## Shipping Schedule

Same day

1 - 15 days

Color indicates shipping lead time in business days.

## Enviroline Series NEMA 3R, 4, 12, and 13 Two-Door Freestanding

Part Number	Price	Size HxWxD	Drawing Link	Optional Subpanel	Price
<a href="#">SCE-60EL4818FSD</a>	\$2,998.00	60.00 x 48.00 x 19.05 [1524 x 1219 x 484]	<a href="#">PDF</a>	<a href="#">SCE-60P48F1</a>	\$503.00
<a href="#">SCE-72EL4818FSD</a>	\$3,318.00	72.00 x 48.00 x 19.05 [1829 x 1219 x 484]	<a href="#">PDF</a>	<a href="#">SCE-72P48F1</a>	\$569.00
<a href="#">SCE-72EL4824FSD</a>	\$3,534.00	72.00 x 48.00 x 25.05 [1829 x 1219 x 636]	<a href="#">PDF</a>	<a href="#">SCE-72P48F1</a>	\$569.00
<a href="#">SCE-72EL6018FSD</a>	\$3,641.00	72.00 x 60.00 x 19.05 [1829 x 1524 x 484]	<a href="#">PDF</a>	<a href="#">SCE-72P60F1</a>	\$658.00
<a href="#">SCE-72EL6024FSD</a>	\$3,878.00	72.00 x 60.00 x 25.05 [1829 x 1524 x 636]	<a href="#">PDF</a>	<a href="#">SCE-72P60F1</a>	\$658.00
<a href="#">SCE-72EL6036FSD</a>	\$4,348.00	72.00 x 60.00 x 37.05 [1829 x 1524 x 941]	<a href="#">PDF</a>	<a href="#">SCE-72P60F1</a>	\$658.00
<a href="#">SCE-72EL7218FSD</a>	\$3,990.00	72.00 x 72.00 x 19.05 [1829 x 1829 x 484]	<a href="#">PDF</a>	<a href="#">SCE-72P72F1</a>	\$752.00
<a href="#">SCE-72EL7224FSD</a>	\$4,250.00	72.00 x 72.00 x 25.05 [1829 x 1829 x 636]	<a href="#">PDF</a>	<a href="#">SCE-72P72F1</a>	\$752.00
<a href="#">SCE-90EL4820FSD</a>	\$4,035.00	90.00 x 48.00 x 21.05 [2286 x 1219 x 535]	<a href="#">PDF</a>	<a href="#">SCE-90P48F1</a>	\$669.00
<a href="#">SCE-90EL7220FSD</a>	\$4,848.00	90.00 x 72.00 x 21.05 [2286 x 1829 x 535]	<a href="#">PDF</a>	<a href="#">SCE-90P72F1</a>	\$903.00
<a href="#">SCE-90EL7224FSD</a>	\$5,040.00	90.00 x 72.00 x 25.05 [2286 x 1829 x 636]	<a href="#">PDF</a>	<a href="#">SCE-90P72F1</a>	\$903.00
<a href="#">SCE-90EL7236FSD</a>	\$5,620.00	90.00 x 72.00 x 37.05 [2286 x 1829 x 941]	<a href="#">PDF</a>	<a href="#">SCE-90P72F1</a>	\$903.00

Note: Dimensions in inches [millimeters].

# Enviroline Series NEMA 3R, 4, 12, and 13 Single-Door Dual-Access Freestanding



Your Enclosure Source®



## Applications

Designed to house a variety of electrical and electronic controls and instruments. Provisions for optional surface mounting or rack mounting of almost any type of equipment. Provides protection from dust, dirt, water and oil. For outdoor application a drip shield and drain holes are required. The enclosures are extra deep for applications requiring more interior space.

## Construction

- 12-gauge carbon steel
- Seams are continuously welded and ground smooth — no holes or knockouts
- Strong, rigid construction
- Lifting eyes for easy handling
- Black zinc diecast keylocking/padlocking handle
- 3-point latching mechanism
- Latch rods have ramp shoes for easier door closing.
- Concealed hinges
- Flange trough collar around all sides of door opening
- Removable print pocket on door
- Black, 1/4-turn latches, as required
- Mounting channels are welded horizontally on sides of interior body at top, bottom and middle for mounting optional panels or rack mounting angles.
- Hole plugs are provided to seal holes in bottom of enclosure.
- Poured-in-place oil- and water-resistant gasket
- Ground stud on door and body
- Removable and interchangeable doors
- Provisions for light kit

## Finish

- ANSI 61 gray powder coated inside and out
- Optional subpanels are powder coated white.

## Listings

- NEMA Type 3R, 4, 12, and 13
- cULus Listed Type 3R and 12 [File E69392]
- IEC 60529 IP55



## Shipping Schedule

Same day	1 - 15 days
----------	-------------

Color indicates shipping lead time in business days.

## Enviroline Series NEMA 3R, 4, 12, and 13 Single-Door Dual-Access Freestanding

Part Number	Price	Size HxWxD	Drawing Link	Optional Subpanel	Price
<a href="#">SCE-72EL2424FSDA</a>	\$2,005.00	72.00 x 24.00 x 26.14 [1829 x 610 x 664]	<a href="#">PDF</a>	<a href="#">SCE-72P24F1</a>	\$272.00
<a href="#">SCE-72EL2430FSDA</a>	\$2,205.00	72.00 x 24.00 x 32.14 [1829 x 610 x 816]	<a href="#">PDF</a>	<a href="#">SCE-72P24F1</a>	\$272.00
<a href="#">SCE-72EL2436FSDA</a>	\$2,407.00	72.00 x 24.00 x 38.14 [1829 x 610 x 969]	<a href="#">PDF</a>	<a href="#">SCE-72P24F1</a>	\$272.00
<a href="#">SCE-72EL3024FSDA</a>	\$2,206.00	72.00 x 30.00 x 26.14 [1829 x 762 x 664]	<a href="#">PDF</a>	<a href="#">SCE-72P30F1</a>	\$317.00

Note: Dimensions in inches [millimeters].

# NEMA 3R, 12, and 13 Single-Door Dual-Access Freestanding



Your Enclosure Source®



## Applications

Designed to house a variety of electrical and electronic controls and instruments. Provisions for optional surface mounting or rack mounting of almost any type of equipment. Provides protection from dust, dirt, water and oil. For outdoor application a drip shield and drain holes are required. The enclosures are extra deep for applications requiring more interior space.

## Construction

- 12-gauge carbon steel
- Seams are continuously welded and ground smooth — no holes or knockouts
- Strong, rigid construction
- Lifting eyes for easy handling
- Black zinc diecast keylocking/padlocking handle
- 3-point latching mechanism
- Latch rods have ramp shoes for easier door closing.
- Concealed hinges
- Flange trough collar around all sides of door opening
- Removable print pocket on door
- Black, 1/4-turn latches, as required
- Mounting channels are welded horizontally on sides of interior body at top, bottom and middle for mounting optional panels or rack mounting angles.
- Hole plugs are provided to seal holes in bottom of enclosure.
- Poured-in-place oil- and water-resistant gasket
- Ground stud on door and body
- Removable and interchangeable doors
- Provisions for light kit

## Finish

- ANSI 61 gray powder coated inside and out
- Optional subpanels are powder coated white.

## Listings

- NEMA Type 3R, 12, and 13
- cULus Listed Type 3R and 12 [File E69392]
- IEC 60529 IP55



### Shipping Schedule

Same day	1 - 15 days
----------	-------------

Color indicates shipping lead time in business days.

### NEMA 3R, 12, and 13 Single-Door Dual-Access Freestanding

Part Number	Price	Size HxWxD	Drawing Link	Optional Subpanel	Price
<a href="#">SCE-723624FSDA</a>	\$2,407.00	72.00 x 36.00 x 26.14 [1829 x 914 x 664]	<a href="#">PDF</a>	<a href="#">SCE-72P36F1</a>	\$359.00
<a href="#">SCE-723636FSDA</a>	\$2,858.00	72.00 x 36.00 x 38.14 [1829 x 914 x 969]	<a href="#">PDF</a>	<a href="#">SCE-72P36F1</a>	\$359.00
<a href="#">SCE-903624FSDA</a>	\$2,976.00	90.00 x 36.00 x 26.14 [2286 x 914 x 664]	<a href="#">PDF</a>	<a href="#">SCE-90P36F1</a>	\$431.00
<a href="#">SCE-903636FSDA</a>	\$3,505.00	90.00 x 36.00 x 38.14 [2286 x 914 x 969]	<a href="#">PDF</a>	<a href="#">SCE-90P36F1</a>	\$431.00

Note: Dimensions in inches [millimeters].

# NEMA 3R, 12, and 13 Double-Door Dual-Access Freestanding



Your Enclosure Source®



## Applications

Designed to house a variety of electrical and electronic controls and instruments. Provisions for optional surface mounting or rack mounting of almost any type of equipment. Provides protection from dust, dirt, water and oil. For outdoor application a drip shield and drain holes are required. The enclosures are extra deep for applications requiring more interior space.

## Construction

- 12-gauge carbon steel
- Seams are continuously welded and ground smooth — no holes or knockouts
- Strong, rigid construction
- Lifting eyes for easy handling
- Black zinc diecast keylocking/padlocking handle
- 3-point latching mechanism
- Latch rods have ramp shoes for easier door closing.
- Concealed hinges
- Flange trough collar around all sides of door opening
- Removable print pocket on door with 3-point latch
- Mounting channels are welded horizontally on sides of interior body at top, bottom and middle for mounting optional panels or rack mounting angles.
- Hole plugs are provided to seal holes in bottom of enclosure.
- Poured-in-place oil- and water-resistant gasket
- Ground stud on door and body
- Removable and interchangeable doors
- Provisions for light kit

## Finish

- ANSI 61 gray powder coated inside and out
- Optional subpanels are powder coated white.

## Listings

- NEMA Type 3R, 12, and 13
- cULus Listed Type 3R and 12 [File E69392]
- IEC 60529 IP55



### Shipping Schedule

Same day

1 - 15 days

Color indicates shipping lead time in business days.

### NEMA 3R, 12, and 13 Double-Door Dual Access Freestanding

Part Number	Price	Size HxWxD	Drawing Link	Optional Subpanel	Price
<a href="#">SCE-724824FSDAD</a>	\$3,465.00	72.00 x 48.00 x 26.14 [1829 x 1219 x 664]	<a href="#">PDF</a>	<a href="#">SCE-72P48F1</a>	\$569.00
<a href="#">SCE-726024FSDAD</a>	\$3,893.00	72.00 x 60.00 x 26.14 [1829 x 1524 x 664]	<a href="#">PDF</a>	<a href="#">SCE-72P60F1</a>	\$658.00
<a href="#">SCE-726036FSDAD</a>	\$4,481.00	72.00 x 60.00 x 38.14 [1829 x 1524 x 969]	<a href="#">PDF</a>	<a href="#">SCE-72P60F1</a>	\$658.00
<a href="#">SCE-727224FSDAD</a>	\$4,322.00	72.00 x 72.00 x 26.14 [1829 x 1829 x 664]	<a href="#">PDF</a>	<a href="#">SCE-72P72F1</a>	\$752.00
<a href="#">SCE-907224FSDAD</a>	\$5,155.00	90.00 x 72.00 x 26.14 [2286 x 1829 x 664]	<a href="#">PDF</a>	<a href="#">SCE-90P72F1</a>	\$903.00

Note: Dimensions in inches [millimeters].

# NEMA 3R, 12, and 13 Multi-Door Freestanding



Your Enclosure Source®

## Applications

Designed to house electrical equipment and provide degree of protection from dirt, dust, oil and water.

## Construction

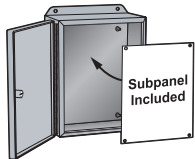
- 1/8 in [3mm] carbon steel
- Seams continuously welded and ground smooth
- Heavy-duty lifting eyes
- Reinforced top.
- Steel stiffeners welded to back inside of enclosure.
- two-door openings have no center post.
- Black zinc diecast padlocking handle.
- 3-point latching mechanism
- Concealed hinges
- Mechanical interlock
- Far right-hand door is main door.
- Panel supports
- Removable subpanels are mounted on collar studs.
- Poured-in-place oil- and water-resistant gasket
- Ground stud on door and body
- Removable print pocket
- Flange trough collar around all sides of door opening
- Hole plugs are provided to seal holes in bottom of enclosure.
- Provisions for light kit

## Finish

- ANSI 61 gray powder coated inside and out
- Optional subpanels are powder coated white.

## Listings

- NEMA Type 3R, 12, and 13
- cULus Listed Type 3R and 12 [File E69392]
- IEC 60529 IP55



## Shipping Schedule

Same day	1 - 15 days
----------	-------------

Color indicates shipping lead time in business days.

## NEMA 3R, 12, and 13 Multi-Door Freestanding

Part Number	Price	Size HxWxD	Doors	Drawing Link	Included Subpanel 1	Price	Included Subpanel 2	Price
<a href="#">SCE-86M3E</a>	\$7,052.00	86.00 x 112.00 x 15.07 [2184 x 2845 x 383]	3	<a href="#">PDF</a>	<a href="#">SCE-82P76</a>	\$696.00	<a href="#">SCE-82P37</a>	\$387.00
<a href="#">SCE-86M3E20</a>	\$7,766.00	86.00 x 112.00 x 21.07 [2184 x 2845 x 535]	3	<a href="#">PDF</a>	<a href="#">SCE-82P76</a>	\$696.00	<a href="#">SCE-82P37</a>	\$387.00
<a href="#">SCE-86M4E</a>	Retired	86.00 x 149.19 x 15.07 [2184 x 3789 x 383]	4	<a href="#">PDF</a>	<a href="#">SCE-82P76*</a>	\$696.00	—	—
<a href="#">SCE-86M4E20</a>	Retired	86.00 x 149.19 x 21.07 [2184 x 3789 x 535]	4	<a href="#">PDF</a>	<a href="#">SCE-82P76*</a>	\$696.00	—	—
<a href="#">SCE-86M5E</a>	Retired	86.00 x 187.00 x 15.07 [2184 x 4750 x 383]	5	<a href="#">PDF</a>	<a href="#">SCE-82P76</a>	\$696.00	<a href="#">SCE-82P37</a>	\$387.00
<a href="#">SCE-86M5E20</a>	Retired	86.00 x 187.00 x 21.07 [2184 x 4750 x 535]	5	<a href="#">PDF</a>	<a href="#">SCE-82P76</a>	\$696.00	<a href="#">SCE-82P37</a>	\$387.00

Note: Dimensions in inches [millimeters].

\* Two of this subpanel part included.

# Enviroline Series NEMA 3R, 4, 4X, 12, and 13 Stainless Steel Two-Door Freestanding with Slope Top



## Applications

Designed to house electrical and electronic controls, instrumentation and components in indoor, outdoor and sanitary locations.

## Construction

- 12-gauge stainless steel Type 304 and 316/316L
- Seams continuously welded and ground smooth
- Flange trough collar around all sides of door opening
- 15° slope top
- Removable center post
- Heavy duty lifting eyes anchor into the reinforced top.
- Body stiffeners
- Black, 1/4-turn latches, as required
- Stainless steel concealed hinges
- Stainless steel padlocking handles
- 3-point latching mechanism
- Removable print pocket
- Provisions for floor stands
- Panel supports
- Ground stud on door and body
- Provisions for light kit
- Poured-in-place oil- and water-resistant gasket

## Finish

- #4 brushed finish on all exterior surfaces
- Optional subpanels are powder coated white.

## Listings

- NEMA Type 3R, 4, 4X, 12, and 13
- cULus Listed Type 3R, 4, 4X, and 12 [File E69392]
- IEC 60529 IP66



## Shipping Schedule

Same day	1 - 15 days
----------	-------------

Color indicates shipping lead time in business days.

## Enviroline Series NEMA 3R, 4, 4X, 12, and 13 Stainless Steel Two-Door Freestanding with Slope Top

304 Stainless Steel	Price	316L Stainless Steel	Price	Size HxWxD	Drawing Link	Optional Subpanel	Price
<a href="#">SCE-60EL4812SSST</a>	\$10,218.00	<a href="#">SCE-60EL4812SS6ST</a>	\$12,602.00	63.20 x 48.00 x 13.05 [1605 x 1219 x 331]	<a href="#">PDF</a>	<a href="#">SCE-60P48</a>	\$373.00
<a href="#">SCE-60EL4818SSST</a>	\$10,838.00	<a href="#">SCE-60EL4818SS6ST</a>	\$13,367.00	64.80 x 48.00 x 19.05 [1646 x 1219 x 484]	<a href="#">PDF</a>	<a href="#">SCE-60P48</a>	\$373.00
<a href="#">SCE-60EL6012SSST</a>	\$11,468.00	<a href="#">SCE-60EL6012SS6ST</a>	\$14,144.00	63.20 x 60.00 x 13.05 [1605 x 1524 x 331]	<a href="#">PDF</a>	<a href="#">SCE-60P60</a>	\$460.00
<a href="#">SCE-60EL6018SSST</a>	\$12,010.00	<a href="#">SCE-60EL6018SS6ST</a>	\$14,813.00	64.80 x 60.00 x 19.05 [1646 x 1524 x 484]	<a href="#">PDF</a>	<a href="#">SCE-60P60</a>	\$460.00
<a href="#">SCE-72EL6012SSST</a>	\$13,079.00	<a href="#">SCE-72EL6012SS6ST</a>	\$16,131.00	75.20 x 60.00 x 13.05 [1910 x 1524 x 331]	<a href="#">PDF</a>	<a href="#">SCE-72P60</a>	\$548.00
<a href="#">SCE-72EL6018SSST</a>	\$13,358.00	<a href="#">SCE-72EL6018SS6ST</a>	\$16,475.00	76.80 x 60.00 x 19.05 [1951 x 1524 x 484]	<a href="#">PDF</a>	<a href="#">SCE-72P60</a>	\$548.00
<a href="#">SCE-72EL7212SSST</a>	\$14,124.00	<a href="#">SCE-72EL7212SS6ST</a>	\$17,419.00	75.20 x 72.00 x 13.05 [1910 x 1829 x 331]	<a href="#">PDF</a>	<a href="#">SCE-72P72</a>	\$654.00
<a href="#">SCE-72EL7218SSST</a>	\$15,181.00	<a href="#">SCE-72EL7218SS6ST</a>	\$18,723.00	76.80 x 72.00 x 19.05 [1951 x 1829 x 484]	<a href="#">PDF</a>	<a href="#">SCE-72P72</a>	\$654.00
<a href="#">SCE-72EL7224SSST</a>	\$15,720.00	<a href="#">SCE-72EL7224SS6ST</a>	\$19,388.00	78.41 x 72.00 x 25.05 [1992 x 1829 x 636]	<a href="#">PDF</a>	<a href="#">SCE-72P72</a>	\$654.00

Note: Dimensions in inches [millimeters].

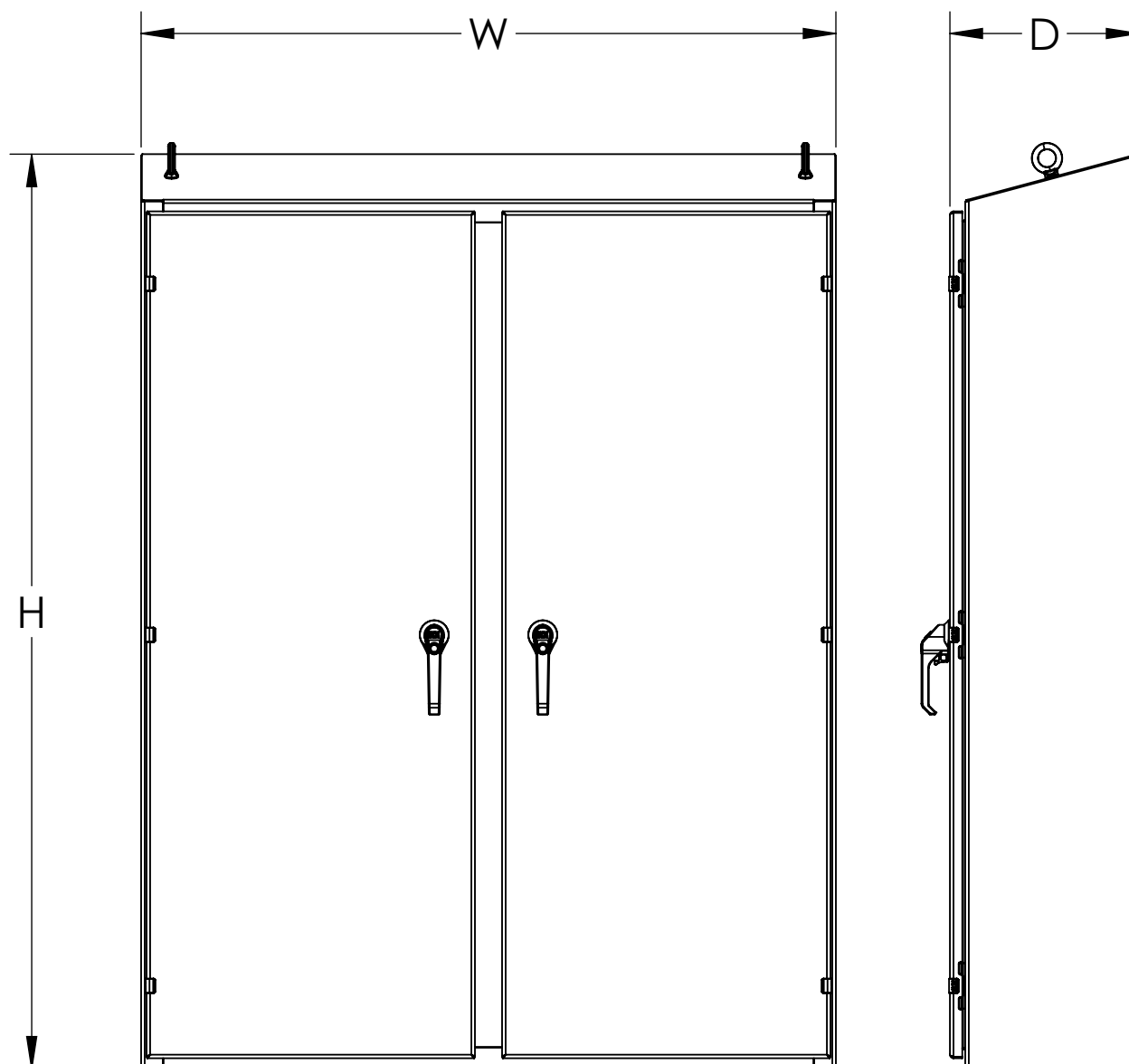


# Enviroline Series NEMA 3R, 4, 4X, 12, and 13 Stainless Steel Two-Door Freestanding with Slope Top



*Your Enclosure Source®*

## Dimensions



# Enviroline Series NEMA 3R, 4, 4X, 12, and 13 Stainless Steel Single-Door Freestanding



Your Enclosure Source®



## Shipping Schedule

Same day

1 - 15 days

Color indicates shipping lead time in business days.

## Applications

Designed to house electrical and electronic controls, instruments and components. Provides a degree of protection from dust, oil and water. For outdoor application a drip shield is recommended.

## Construction

- 12-gauge stainless steel Type 304 and 316/316L
- Seams continuously welded and ground smooth
- Flange trough collar around all sides of door opening Stainless steel concealed hinges
- Black zinc diecast keylocking/padlocking handle
- Removable and interchangeable doors
- Black, 1/4-turn latches, as required
- Removable print pocket
- Lifting eyes for easy handling
- Ground studs on door and body
- Mounting channels are welded horizontally on sides of interior body at top, bottom and middle for mounting optional panels or rack mounting angles.
- No door stiffeners are required.
- Provisions for light kit
- Poured in place oil- and water-resistant gasket

## Finish

- #4 brushed finish on all exterior surfaces
- Optional subpanels are powder coated white.

## Listings

- NEMA Type 3R, 4, 4X, 12, and 13
- cULus Listed Type 3R, 4, 4X, and 12 [File E69392]
- IEC 60529 IP66



## Enviroline Series NEMA 3R, 4, 4X, 12, and 13 Stainless Steel Single-Door Freestanding

304 Stainless Steel	Price	316L Stainless Steel	Price	Size HxWxD	Drawing Link	Subpanel	Price
<a href="#">SCE-60EL2418SSFS</a>	\$4,743.00	<a href="#">SCE-60EL2418SS6FS</a>	\$5,848.00	60.00 x 24.00 x 19.05 [1524 x 610 x 484]	<a href="#">PDF</a>	<a href="#">SCE-60P24F1</a>	\$241.00
<a href="#">SCE-72EL2418SSFS</a>	\$5,038.00	<a href="#">SCE-60EL3624SS6FS</a>	\$6,985.00	72.00 x 24.00 x 19.05 [1829 x 610 x 484]	<a href="#">PDF</a>	<a href="#">SCE-72P24F1</a>	\$272.00
<a href="#">SCE-72EL3018SSFS</a>	\$5,408.00	<a href="#">SCE-72EL2418SS6FS</a>	\$6,156.00	72.00 x 30.00 x 19.05 [1829 x 762 x 484]	<a href="#">PDF</a>	<a href="#">SCE-72P30F1</a>	\$317.00
<a href="#">SCE-72EL2424SSFS</a>	\$5,426.00	<a href="#">SCE-72EL2424SS6FS</a>	\$6,631.00	72.00 x 24.00 x 25.05 [1829 x 610 x 636]	<a href="#">PDF</a>	<a href="#">SCE-72P24F1</a>	\$272.00
<a href="#">SCE-60EL3624SSFS</a>	\$5,716.00	<a href="#">SCE-72EL3018SS6FS</a>	\$6,608.00	60.00 x 36.00 x 25.05 [1524 x 914 x 636]	<a href="#">PDF</a>	<a href="#">SCE-60P36F1</a>	\$314.00
<a href="#">SCE-90EL2420SSFS</a>	\$6,119.00	<a href="#">SCE-72EL3024SS6FS</a>	\$7,338.00	90.00 x 24.00 x 21.05 [2286 x 610 x 535]	<a href="#">PDF</a>	<a href="#">SCE-90P24F1</a>	\$317.00
<a href="#">SCE-72EL3618SSFS</a>	\$5,981.00	<a href="#">SCE-72EL3618SS6FS</a>	\$7,309.00	72.00 x 36.00 x 19.05 [1829 x 914 x 484]	<a href="#">PDF</a>	<a href="#">SCE-72P36F1</a>	\$359.00
<a href="#">SCE-72EL3024SSFS</a>	\$6,005.00	<a href="#">SCE-72EL3624SS6FS</a>	\$8,178.00	72.00 x 30.00 x 25.05 [1829 x 762 x 636]	<a href="#">PDF</a>	<a href="#">SCE-72P30F1</a>	\$317.00
<a href="#">SCE-72EL3624SSFS</a>	\$6,692.00	<a href="#">SCE-72EL3630SS6FS</a>	\$9,047.00	72.00 x 36.00 x 25.05 [1829 x 914 x 636]	<a href="#">PDF</a>	<a href="#">SCE-72P36F1</a>	\$359.00
<a href="#">SCE-72EL3630SSFS</a>	\$7,403.00	<a href="#">SCE-72EL3636SS6FS</a>	\$9,916.00	72.00 x 36.00 x 31.05 [1829 x 914 x 789]	<a href="#">PDF</a>	<a href="#">SCE-72P36F1</a>	\$359.00
<a href="#">SCE-90EL3620SSFS</a>	\$7,566.00	<a href="#">SCE-90EL2420SS6FS</a>	\$7,442.00	90.00 x 36.00 x 21.05 [2286 x 914 x 535]	<a href="#">PDF</a>	<a href="#">SCE-90P36F1</a>	\$431.00
<a href="#">SCE-90EL3624SSFS</a>	\$8,204.00	<a href="#">SCE-90EL3620SS6FS</a>	\$9,210.00	90.00 x 36.00 x 25.05 [2286 x 914 x 636]	<a href="#">PDF</a>	<a href="#">SCE-90P36F1</a>	\$431.00
<a href="#">SCE-72EL3636SSFS</a>	\$8,114.00	<a href="#">SCE-90EL3624SS6FS</a>	\$9,989.00	72.00 x 36.00 x 37.05 [1829 x 914 x 941]	<a href="#">PDF</a>	<a href="#">SCE-72P36F1</a>	\$359.00
<a href="#">SCE-90EL3636SSFS</a>	\$9,545.00	<a href="#">SCE-90EL3636SS6FS</a>	\$11,628.00	90.00 x 36.00 x 37.05 [2286 x 914 x 941]	<a href="#">PDF</a>	<a href="#">SCE-90P36F1</a>	\$431.00

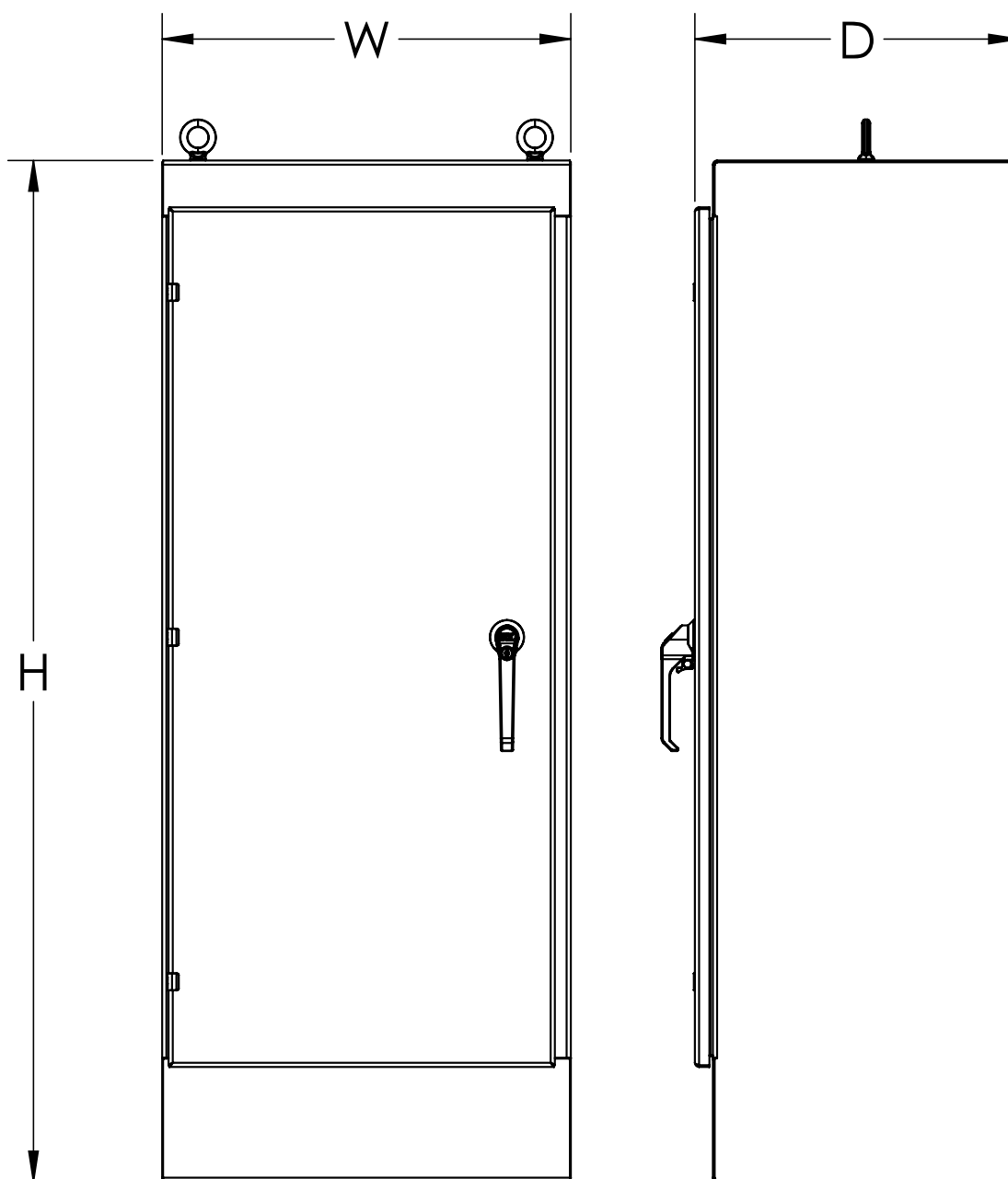
Note: Dimensions in inches [millimeters].



# Enviroline Series NEMA 3R, 4, 4X, 12, and 13 Stainless Steel Single-Door Freestanding



## Dimensions



# Enviroline Series NEMA 3R, 4, 4X, 12, and 13 Stainless Steel Two-Door Freestanding



Your Enclosure Source®



## Applications

Designed to house a variety of electrical and electronic controls and instruments. Provisions for optional surface mounting or rack mounting of almost any equipment. Provides some protection from dust, dirt, water, and oil. Extra-deep for applications requiring more interior space.

## Construction

- 12-gauge Stainless Steel Type 304 and 316/316L
- Removable and interchangeable doors
- Stainless steel concealed hinges
- Seams continuously welded and ground smooth
- Strong, rigid construction with stiffeners welded on backs of single access boxes
- Lifting eyes for easy handling
- Black zinc diecast keylocking/padlocking handle
- 3-point latching mechanism
- Black, 1/4-turn latches, as required
- Latch rods have ramp shoes for easier door closing.
- Flange trough collar around all sides of door opening
- Removable center post
- Removable print pocket
- Mounting channels are welded horizontally on sides of interior body at top, bottom and middle for mounting optional panels or rack mounting angles.
- Poured-in-place oil- and water-resistant gasket
- Ground stud on door and body
- Provisions for light kit

## Finish

- #4 brushed finish on all exterior surfaces
- Optional subpanels are powder coated white.

## Listings

- NEMA Type 3R, 4, 4X, 12, and 13
- cULus Listed Type 3R, 4, 4X, and 12 [File E69392]
- IEC 60529 IP66



## Shipping Schedule

Same day 1 - 15 days

Color indicates shipping lead time in business days.

## Enviroline Series NEMA 3R, 4, 4X, 12, and 13 Stainless Steel Two-Door Freestanding

304 Stainless Steel	Price	316L Stainless Steel	Price	Size HxWxD	Drawing Link	Optional Subpanel	Price
<a href="#">SCE-60EL4818SSFSD</a>	\$8,972.00	<a href="#">SCE-60EL4818SS6FSD</a>	\$10,964.00	60.00 x 48.00 x 19.05 [1524 x 1219 x 484]	<a href="#">PDF</a>	<a href="#">SCE-60P48F1</a>	\$503.00
<a href="#">SCE-72EL4818SSFSD</a>	\$9,891.00	<a href="#">SCE-72EL4818SS6FSD</a>	\$12,087.00	72.00 x 48.00 x 19.05 [1829 x 1219 x 484]	<a href="#">PDF</a>	<a href="#">SCE-72P48F1</a>	\$569.00
<a href="#">SCE-72EL4824SSFSD</a>	\$10,653.00	<a href="#">SCE-72EL4824SS6FSD</a>	\$13,018.00	72.00 x 48.00 x 25.05 [1829 x 1219 x 636]	<a href="#">PDF</a>	<a href="#">SCE-72P48F1</a>	\$569.00
<a href="#">SCE-72EL6018SSFSD</a>	\$11,034.00	<a href="#">SCE-72EL6018SS6FSD</a>	\$13,484.00	72.00 x 60.00 x 19.05 [1829 x 1524 x 484]	<a href="#">PDF</a>	<a href="#">SCE-72P60F1</a>	\$658.00
<a href="#">SCE-72EL6024SSFSD</a>	\$11,876.00	<a href="#">SCE-72EL6024SS6FSD</a>	\$14,513.00	72.00 x 60.00 x 25.05 [1829 x 1524 x 636]	<a href="#">PDF</a>	<a href="#">SCE-72P60F1</a>	\$658.00
<a href="#">SCE-72EL6036SSFSD</a>	\$13,550.00	<a href="#">SCE-72EL6036SS6FSD</a>	\$16,558.00	72.00 x 60.00 x 37.05 [1829 x 1524 x 941]	<a href="#">PDF</a>	<a href="#">SCE-72P60F1</a>	\$658.00
<a href="#">SCE-72EL7218SSFSD</a>	\$12,202.00	<a href="#">SCE-72EL7218SS6FSD</a>	\$14,911.00	72.00 x 72.00 x 19.05 [1829 x 1829 x 484]	<a href="#">PDF</a>	<a href="#">SCE-72P72F1</a>	\$752.00
<a href="#">SCE-72EL7224SSFSD</a>	\$13,125.00	<a href="#">SCE-72EL7224SS6FSD</a>	\$16,039.00	72.00 x 72.00 x 25.05 [1829 x 1829 x 636]	<a href="#">PDF</a>	<a href="#">SCE-72P72F1</a>	\$752.00
<a href="#">SCE-90EL4820SSFSD</a>	\$11,710.00	<a href="#">SCE-90EL4820SS6FSD</a>	\$14,273.00	90.00 x 48.00 x 21.05 [2286 x 1219 x 535]	<a href="#">PDF</a>	<a href="#">SCE-90P48F1</a>	\$669.00
<a href="#">SCE-90EL7220SSFSD</a>	\$14,506.00	<a href="#">SCE-90EL7220SS6FSD</a>	\$17,690.00	90.00 x 72.00 x 21.05 [2286 x 1829 x 535]	<a href="#">PDF</a>	<a href="#">SCE-90P72F1</a>	\$903.00
<a href="#">SCE-90EL7224SSFSD</a>	\$15,187.00	<a href="#">SCE-90EL7224SS6FSD</a>	\$18,523.00	90.00 x 72.00 x 25.05 [2286 x 1829 x 636]	<a href="#">PDF</a>	<a href="#">SCE-90P72F1</a>	\$903.00
<a href="#">SCE-90EL7236SSFSD</a>	\$17,253.00	<a href="#">SCE-90EL7236SS6FSD</a>	\$21,047.00	90.00 x 72.00 x 37.05 [2286 x 1829 x 941]	<a href="#">PDF</a>	<a href="#">SCE-90P72F1</a>	\$903.00

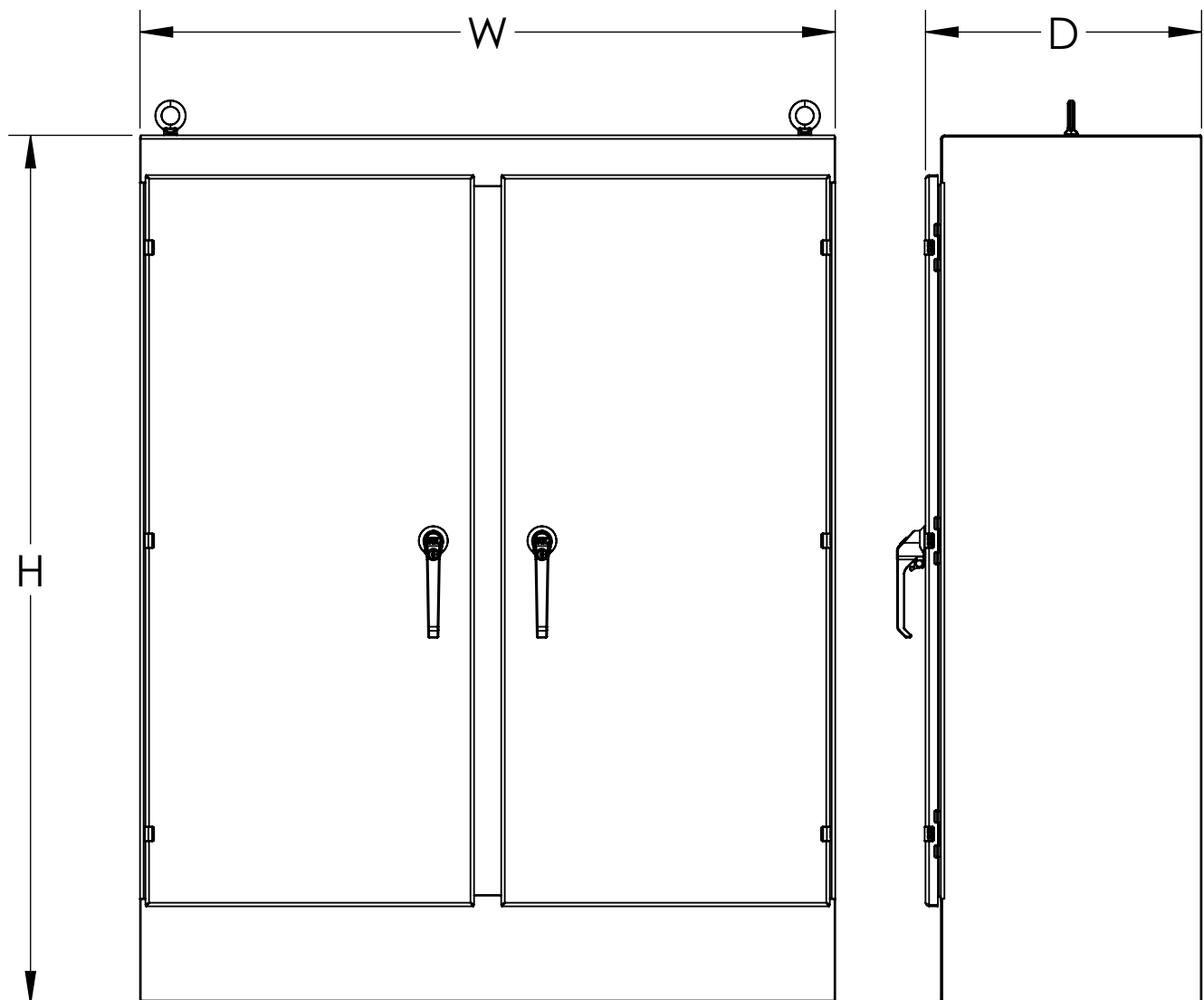
Note: Dimensions in inches [millimeters].

# Enviroline Series NEMA 3R, 4, 4X, 12, and 13 Stainless Steel Two-Door Freestanding



*Your Enclosure Source®*

## Dimensions



# NEMA 3R, 4, 4X, 12, and 13 Stainless Steel Double-Door Freestanding



Your Enclosure Source®



## Applications

Designed to house a variety of electrical and electronic controls and instruments. Provisions for optional surface mounting or rack mounting of almost any type of equipment. Provides a degree of protection from dust, dirt, water and oil. The enclosures are extra deep for applications requiring more interior space.

## Construction

- 12-gauge stainless steel Type 304
- Removable and interchangeable doors
- Stainless steel concealed hinges
- Seams continuously welded and ground smooth
- Strong, rigid construction with stiffeners welded on backs of single access boxes
- Lifting eyes for easy handling
- Black zinc diecast keylocking/padlocking handle
- 3-point latching mechanism
- Latch rods have ramp shoes for easier door closing.
- Flange trough collar around all sides of door opening
- A removable print pocket is provided on door with 3-point latch.
- Mounting channels are welded horizontally on sides of interior body at top, bottom and middle for mounting optional panels or rack mounting angles.
- Poured-in-place oil- and water-resistant gasket
- Ground stud on door and body
- Provisions for light kit

## Finish

- #4 brushed finish on all exterior surfaces
- Optional subpanels are powder coated white.

## Listings

- NEMA Type 3R, 12, and 13
- cULus Listed Type 3R and 12 [File E69392]
- IEC 60529 IP55



## Shipping Schedule

Same day

1 - 15 days

Color indicates shipping lead time in business days.

## NEMA 3R, 4, 4X, 12, and 13 Stainless Steel Double-Door Freestanding

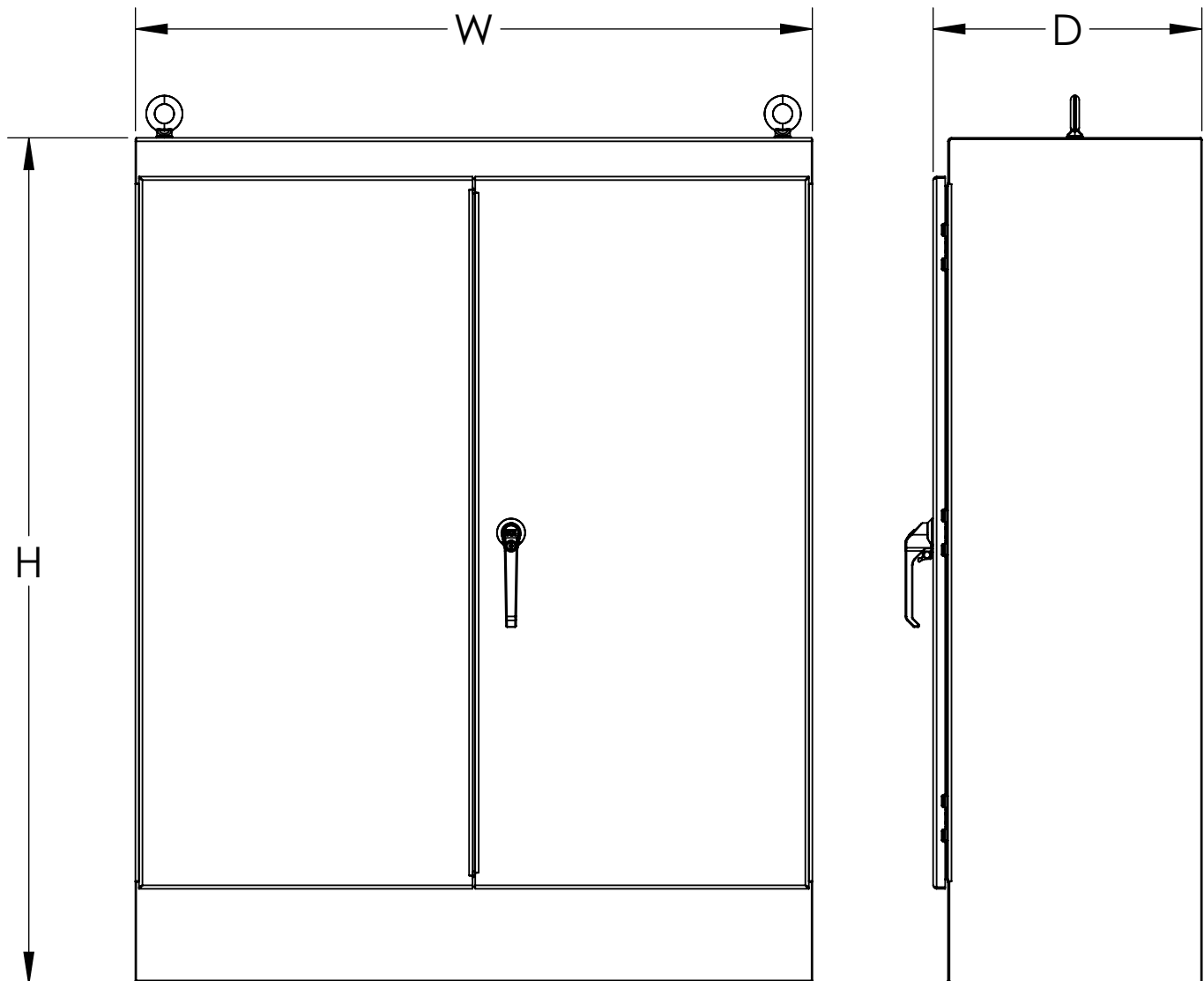
Part Number	Price	Size HxWxD	Drawing Link	Optional Subpanel	Price
<a href="#">SCE-604818SSFSD</a>	\$8,299.00	60.00 x 48.00 x 19.05 [1524 x 1219 x 484]	<a href="#">PDF</a>	<a href="#">SCE-60P48F1</a>	\$503.00
<a href="#">SCE-724818SSFSD</a>	\$9,141.00	72.00 x 48.00 x 19.05 [1829 x 1219 x 484]	<a href="#">PDF</a>	<a href="#">SCE-72P48F1</a>	\$569.00
<a href="#">SCE-724824SSFSD</a>	\$9,903.00	72.00 x 48.00 x 25.05 [1829 x 1219 x 636]	<a href="#">PDF</a>	<a href="#">SCE-72P48F1</a>	\$569.00
<a href="#">SCE-726018SSFSD</a>	\$10,284.00	72.00 x 60.00 x 19.05 [1829 x 1524 x 484]	<a href="#">PDF</a>	<a href="#">SCE-72P60F1</a>	\$658.00
<a href="#">SCE-726024SSFSD</a>	\$11,126.00	72.00 x 60.00 x 25.05 [1829 x 1524 x 636]	<a href="#">PDF</a>	<a href="#">SCE-72P60F1</a>	\$658.00
<a href="#">SCE-726036SSFSD</a>	\$12,800.00	72.00 x 60.00 x 37.05 [1829 x 1524 x 941]	<a href="#">PDF</a>	<a href="#">SCE-72P60F1</a>	\$658.00
<a href="#">SCE-727218SSFSD</a>	\$11,426.00	72.00 x 72.00 x 19.05 [1829 x 1829 x 484]	<a href="#">PDF</a>	<a href="#">SCE-72P72F1</a>	\$752.00
<a href="#">SCE-727224SSFSD</a>	\$12,350.00	72.00 x 72.00 x 25.05 [1829 x 1829 x 636]	<a href="#">PDF</a>	<a href="#">SCE-72P72F1</a>	\$752.00
<a href="#">SCE-904820SSFSD</a>	\$10,861.00	90.00 x 48.00 x 21.05 [2286 x 1219 x 535]	<a href="#">PDF</a>	<a href="#">SCE-90P48F1</a>	\$669.00
<a href="#">SCE-907220SSFSD</a>	\$13,654.00	90.00 x 72.00 x 21.05 [2286 x 1829 x 535]	<a href="#">PDF</a>	<a href="#">SCE-90P72F1</a>	\$903.00
<a href="#">SCE-907224SSFSD</a>	\$14,335.00	90.00 x 72.00 x 25.05 [2286 x 1829 x 636]	<a href="#">PDF</a>	<a href="#">SCE-90P72F1</a>	\$903.00
<a href="#">SCE-907236SSFSD</a>	\$16,401.00	90.00 x 72.00 x 37.05 [2286 x 1829 x 941]	<a href="#">PDF</a>	<a href="#">SCE-90P72F1</a>	\$903.00

Note: Dimensions in inches [millimeters].

# NEMA 3R, 4, 4X, 12, and 13 Stainless Steel Double-Door Freestanding



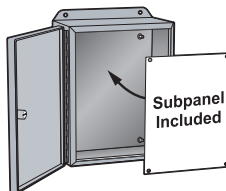
## Dimensions



# Heavy Duty Stainless Steel Freestanding Enclosure with External Disconnect



Your Enclosure Source®



## Applications

Designed to house the main power supply in external enclosure on the right side of main enclosure, keeping the live side of the power supply separate from the primary electrical equipment. Provides protection from dirt, dust, oil and water and can house most standard type disconnects.

## Construction

- 12-gauge [3mm] 304 or 316 stainless steel
- Seams continuously welded and ground smooth
- Flange trough collar around all sides of door opening
- Body stiffeners are provided in large enclosures for extra rigidity.
- Heavy duty lifting eyes anchor into the reinforced top.
- Removable center posts permit easy subpanel installation.
- Concealed hinges
- Black zinc diecast coinproof/padlocking handle on main door with black zinc diecast padlocking handle on slave doors
- 3-point latching mechanism
- Large, removable print pockets
- Poured-in-place oil- and water-resistant gasket
- Removable subpanels mount on collar studs
- Defeater on master door requires a screwdriver to open.
- Mechanical interlock activated by the External Disconnect prevents main door of the enclosure from closing unless the EXD enclosure is first closed.
- Mechanical interlock activated by master door prevents slave doors from being opened first.
  - The doors can be closed in any order.
- Ground stud on door and body
- Provisions for light kit

Note: Disconnect switch (or circuit breaker) and operating mechanism are not furnished with this enclosure.

## Finish

- #4 brushed finish on all exterior surfaces
- Optional subpanels are powder coated white.

## Listings

- NEMA Type 3R, 12, and 13
- cULus Listed Type 3R and 12 [File E69392]
- IEC 60529 IP55



# Heavy Duty Stainless Steel Freestanding Enclosure with External Disconnect



Your Enclosure Source®



## Shipping Schedule

Same day

1 - 15 days

Color indicates shipping lead time in business days.

## Single-Door

304 Stainless Steel	Price	316L Stainless Steel	Price	Size HxWxD	Drawing Link	Included Subpanel
<a href="#"><u>SCE-72XD2818SS</u></a>	\$9,169.00	<a href="#"><u>SCE-72XD2818SS6</u></a>	\$11,205.00	72.00 x 27.50 x 19.07 [1829 x 699 x 484]	<a href="#"><u>PDF</u></a>	<a href="#"><u>SCE-64P25</u></a>
<a href="#"><u>SCE-72XD3418SS</u></a>	\$9,852.00	<a href="#"><u>SCE-72XD3418SS6</u></a>	\$12,039.00	72.00 x 34.50 x 19.07 [1829 x 876 x 484]	<a href="#"><u>PDF</u></a>	<a href="#"><u>SCE-64P31</u></a>
<a href="#"><u>SCE-72XD4018SS</u></a>	\$10,535.00	<a href="#"><u>SCE-72XD4018SS6</u></a>	\$12,874.00	72.00 x 39.50 x 19.07 [1829 x 1003 x 484]	<a href="#"><u>PDF</u></a>	<a href="#"><u>SCE-64P37</u></a>
<a href="#"><u>SCE-84XD4018SS</u></a>	\$11,391.00	<a href="#"><u>SCE-84XD4018SS6</u></a>	\$13,920.00	84.00 x 39.50 x 19.07 [2134 x 1003 x 484]	<a href="#"><u>PDF</u></a>	<a href="#"><u>SCE-76P37</u></a>
<a href="#"><u>SCE-90XD4018SS</u></a>	\$12,158.00	<a href="#"><u>SCE-90XD4018SS6</u></a>	\$14,822.00	90.00 x 39.50 x 19.07 [2286 x 1003 x 484]	<a href="#"><u>PDF</u></a>	<a href="#"><u>SCE-82P37</u></a>

Note: Dimensions in inches [millimeters].

# Heavy Duty Stainless Steel Freestanding Enclosure with External Disconnect



Your Enclosure Source®



## Shipping Schedule

Same day

1 - 15 days

Color indicates shipping lead time in business days.

## Two-Door

304 Stainless Steel	Price	316L Stainless Steel	Price	Size HxWxD	Drawing Link	Included Subpanel
<a href="#">SCE-72XD5418SS</a>	\$13,930.00	<a href="#">SCE-72XD5418SS6</a>	\$17,023.00	72.00 x 53.75 x 19.07 [1829 x 1365 x 484]	<a href="#">PDF</a>	<a href="#">SCE-64P52</a>
<a href="#">SCE-72XD6618SS</a>	\$15,334.00	<a href="#">SCE-72XD6618SS6</a>	\$18,739.00	72.00 x 65.75 x 19.07 [1829 x 1670 x 484]	<a href="#">PDF</a>	<a href="#">SCE-64P64</a>
<a href="#">SCE-72XD7818SS</a>	\$16,734.00	—	—	72.00 x 77.75 x 19.07 [1829 x 1975 x 484]	<a href="#">PDF</a>	<a href="#">SCE-64P76</a>
<a href="#">SCE-84XD7818SS</a>	\$18,526.00	<a href="#">SCE-84XD7818SS6</a>	\$22,585.00	84.00 x 77.75 x 19.07 [2134 x 1975 x 484]	<a href="#">PDF</a>	<a href="#">SCE-76P76</a>
<a href="#">SCE-90XD7818SS</a>	\$19,731.00	<a href="#">SCE-90XD7818SS6</a>	\$24,021.00	90.00 x 77.75 x 19.07 [2286 x 1975 x 484]	<a href="#">PDF</a>	<a href="#">SCE-82P76</a>

Note: Dimensions in inches [millimeters].

## Three-Door

304 Stainless Steel	Price	316L Stainless Steel	Price	Size HxWxD	Drawing Link	Included Subpanel
<a href="#">SCE-72XD3EQ18SS</a>	\$19,709.00	<a href="#">SCE-72XD3EQ18SS6</a>	\$24,030.00	72.00 x 99.50 x 19.07 [1829 x 2527 x 484]	<a href="#">PDF</a>	<a href="#">SCE-64P64</a>
<a href="#">SCE-72XD3EW18SS</a>	\$21,791.00	<a href="#">SCE-72XD3EW18SS6</a>	\$26,575.00	72.00 x 117.50 x 19.07 [1829 x 2985 x 484]	<a href="#">PDF</a>	<a href="#">SCE-64P76</a>
<a href="#">SCE-84XD3EW18SS</a>	\$23,936.00	<a href="#">SCE-84XD3EW18SS6</a>	\$29,196.00	84.00 x 117.50 x 19.07 [2134 x 2985 x 484]	<a href="#">PDF</a>	<a href="#">SCE-76P76</a>

Note: Dimensions in inches [millimeters].



# NEMA 3R and 12, and, 13 Double-Door Floor-Mounted



## Applications

Designed to house electrical and electronic controls, instrumentation and components in indoor and outdoor locations. Provides protection from dust, oil and water. For outdoor applications a drip shield is recommended.

## Construction

- 12-gauge carbon steel
- Seams continuously welded and ground smooth—no holes or knockouts
- Strong, rigid construction with body stiffeners
- Gasketed overlapping doors eliminate need for a center post
- Black zinc diecast keylocking/padlocking handle
- 3-point latching mechanism
- Latch rods ramp shoes for easier door closing.
- Concealed hinges
- Removable print pocket
- 12in [305mm] removable floor stands
- Heavy-duty lifting eyes
- Panel supports
- Poured-in-place oil- and water-resistant gasket
- Collar studs for mounting optional subpanel
- Ground stud on door and body
- Provisions for light kit
- Hole plugs are provided to seal holes in bottom of enclosure.

## Finish

- ANSI 61 gray powder coated inside and out
- Optional subpanels are powder coated white.

## Listings

- NEMA Type 3R and 12, and Type 13
- cULus Listed Type 3R and 12 [File E69392]
- IEC 60529 IP55



# NEMA 3R and 12, and, 13 Double-Door Floor-Mounted

## Shipping Schedule

Same day

1 - 15 days

Color indicates shipping lead time in business days.



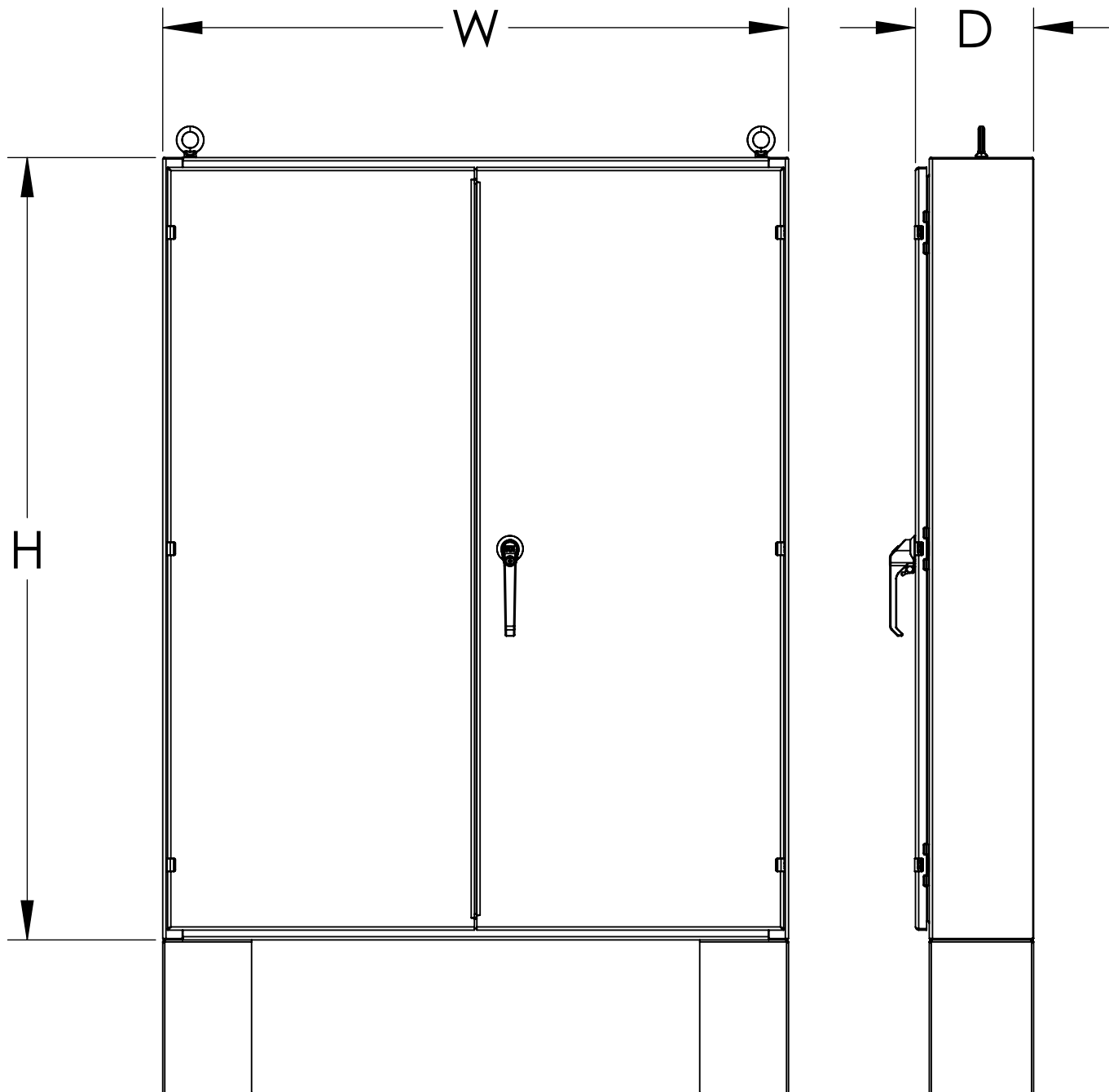
Your Enclosure Source®

NEMA 3R and 12, and, 13 Double-Door Floor-Mounted					
Part Number	Price	Size HxWxD	Drawing Link	Optional Subpanel	Price
<a href="#"><u>SCE-604808LP</u></a>	\$2,026.00	60.00 x 48.00 x 9.05 [1524 x 1219 x 230]	<a href="#"><u>PDF</u></a>	<a href="#"><u>SCE-60P48</u></a>	\$373.00
<a href="#"><u>SCE-604810LP</u></a>	\$2,091.00	60.00 x 48.00 x 11.05 [1524 x 1219 x 281]	<a href="#"><u>PDF</u></a>	<a href="#"><u>SCE-60P48</u></a>	\$373.00
<a href="#"><u>SCE-604812LP</u></a>	\$2,156.00	60.00 x 48.00 x 13.05 [1524 x 1219 x 331]	<a href="#"><u>PDF</u></a>	<a href="#"><u>SCE-60P48</u></a>	\$373.00
<a href="#"><u>SCE-604816LP</u></a>	\$2,284.00	60.00 x 48.00 x 17.05 [1524 x 1219 x 433]	<a href="#"><u>PDF</u></a>	<a href="#"><u>SCE-60P48</u></a>	\$373.00
<a href="#"><u>SCE-604824LP</u></a>	\$2,545.00	60.00 x 48.00 x 25.05 [1524 x 1219 x 636]	<a href="#"><u>PDF</u></a>	<a href="#"><u>SCE-60P48</u></a>	\$373.00
<a href="#"><u>SCE-606010LP</u></a>	\$2,342.00	60.00 x 60.00 x 11.05 [1524 x 1524 x 281]	<a href="#"><u>PDF</u></a>	<a href="#"><u>SCE-60P60</u></a>	\$460.00
<a href="#"><u>SCE-606012LP</u></a>	\$2,414.00	60.00 x 60.00 x 13.05 [1524 x 1524 x 331]	<a href="#"><u>PDF</u></a>	<a href="#"><u>SCE-60P60</u></a>	\$460.00
<a href="#"><u>SCE-606016LP</u></a>	\$2,559.00	60.00 x 60.00 x 17.05 [1524 x 1524 x 433]	<a href="#"><u>PDF</u></a>	<a href="#"><u>SCE-60P60</u></a>	\$460.00
<a href="#"><u>SCE-606024LP</u></a>	\$2,848.00	60.00 x 60.00 x 25.05 [1524 x 1524 x 636]	<a href="#"><u>PDF</u></a>	<a href="#"><u>SCE-60P60</u></a>	\$460.00
<a href="#"><u>SCE-726010ULP</u></a>	\$2,679.00	72.00 x 60.00 x 11.05 [1829 x 1524 x 281]	<a href="#"><u>PDF</u></a>	<a href="#"><u>SCE-72P60</u></a>	\$548.00
<a href="#"><u>SCE-726012ULP</u></a>	\$2,762.00	72.00 x 60.00 x 13.05 [1829 x 1524 x 331]	<a href="#"><u>PDF</u></a>	<a href="#"><u>SCE-72P60</u></a>	\$548.00
<a href="#"><u>SCE-726016ULP</u></a>	\$2,923.00	72.00 x 60.00 x 17.05 [1829 x 1524 x 433]	<a href="#"><u>PDF</u></a>	<a href="#"><u>SCE-72P60</u></a>	\$548.00
<a href="#"><u>SCE-726024ULP</u></a>	\$3,253.00	72.00 x 60.00 x 25.05 [1829 x 1524 x 636]	<a href="#"><u>PDF</u></a>	<a href="#"><u>SCE-72P60</u></a>	\$548.00
<a href="#"><u>SCE-727210ULP</u></a>	\$2,985.00	72.00 x 72.00 x 11.05 [1829 x 1829 x 281]	<a href="#"><u>PDF</u></a>	<a href="#"><u>SCE-72P72</u></a>	\$654.00
<a href="#"><u>SCE-727212ULP</u></a>	\$3,075.00	72.00 x 72.00 x 13.05 [1829 x 1829 x 331]	<a href="#"><u>PDF</u></a>	<a href="#"><u>SCE-72P72</u></a>	\$654.00
<a href="#"><u>SCE-727216ULP</u></a>	\$3,253.00	72.00 x 72.00 x 17.05 [1829 x 1829 x 433]	<a href="#"><u>PDF</u></a>	<a href="#"><u>SCE-72P72</u></a>	\$654.00
<a href="#"><u>SCE-727224ULP</u></a>	\$3,611.00	72.00 x 72.00 x 25.05 [1829 x 1829 x 636]	<a href="#"><u>PDF</u></a>	<a href="#"><u>SCE-72P72</u></a>	\$654.00
Note: Dimensions in inches [millimeters].					

# NEMA 3R and 12, and, 13 Double-Door Floor-Mounted



## Dimensions



# NEMA 3R, 4, 4X, 12, and 13 Series Two-Door Floor-Mounted with 3-Point Hardware



Your Enclosure Source®



## Applications

Designed to house electrical and electronic controls, instrumentation and components in indoor or outdoor locations. For outdoor applications a drip shield is recommended.

## Construction

- 14-gauge carbon or stainless steel Type 304 and 316/316L
- Seams continuously welded and ground smooth
- Flange trough collar around all sides of door opening
- Collar studs are provided for mounting optional subpanels.
- Mounting holes in back of the enclosure for wall-mounting
- Mounting hardware, sealing washers, and hole plugs are included.
- Stainless steel concealed hinges
- Removable and interchangeable doors
- Black zinc diecast keylocking/padlocking handles
- 3-point latching mechanism
- Black, 1/4-turn latches, as required
- Removable print pocket
- Poured-in-place oil- and water-resistant gasket
- Ground stud on door and body

## Finish

- #4 brushed finish on all exterior surfaces
- Optional subpanels are powder coated white.

## Listings

- NEMA Type 3R, 4, 4X, 12 and 13
- cULus Listed Type 3R, 4, 4X, and 12 [File E69392]
- IEC 60529 IP66



## Shipping Schedule

Same day

1 - 15 days

Color indicates shipping lead time in business days.

## NEMA 3R, 4, 12, and 13 Enviroline Series Two-Door with 3-Point Handle

Carbon Steel	Price	304 Stainless Steel	Price	316L Stainless Steel	Price	Size HxWxD	Drawing Link
<a href="#">SCE-60EL4812LPPL</a>	\$2,635.00	<a href="#">SCE-60EL4812SSLPPL</a>	\$7,783.00	<a href="#">SCE-60EL4812SS6LPPL</a>	\$9,511.00	60.00 x 48.00 x 13.05 [1524 x 1219 x 331]	<a href="#">PDF</a>
<a href="#">SCE-60EL4818LPPL</a>	\$2,686.00	<a href="#">SCE-60EL4818SSLPPL</a>	\$8,255.00	<a href="#">SCE-60EL4818SS6LPPL</a>	\$10,088.00	60.00 x 48.00 x 19.05 [1524 x 1219 x 484]	<a href="#">PDF</a>
<a href="#">SCE-60EL6012LPPL</a>	\$2,888.00	<a href="#">SCE-60EL6012SSLPPL</a>	\$8,735.00	<a href="#">SCE-60EL6012SS6LPPL</a>	\$10,675.00	60.00 x 60.00 x 13.05 [1524 x 1524 x 331]	<a href="#">PDF</a>
<a href="#">SCE-60EL6018LPPL</a>	\$2,940.00	<a href="#">SCE-60EL6018SSLPPL</a>	\$9,148.00	<a href="#">SCE-60EL6018SS6LPPL</a>	\$11,180.00	60.00 x 60.00 x 19.05 [1524 x 1524 x 484]	<a href="#">PDF</a>
<a href="#">SCE-72EL6012LPPL</a>	\$3,228.00	<a href="#">SCE-72EL6012SSLPPL</a>	\$9,962.00	<a href="#">SCE-72EL6012SS6LPPL</a>	\$12,174.00	72.00 x 60.00 x 13.05 [1829 x 1524 x 331]	<a href="#">PDF</a>
<a href="#">SCE-72EL6018LPPL</a>	\$3,269.00	<a href="#">SCE-72EL6018SSLPPL</a>	\$10,175.00	<a href="#">SCE-72EL6018SS6LPPL</a>	\$12,434.00	72.00 x 60.00 x 19.05 [1829 x 1524 x 484]	<a href="#">PDF</a>
<a href="#">SCE-72EL7212LPPL</a>	\$3,618.00	<a href="#">SCE-72EL7212SSLPPL</a>	\$10,758.00	<a href="#">SCE-72EL7212SS6LPPL</a>	\$13,147.00	72.00 x 72.00 x 13.05 [1829 x 1829 x 331]	<a href="#">PDF</a>
<a href="#">SCE-72EL7218LPPL</a>	\$3,715.00	<a href="#">SCE-72EL7218SSLPPL</a>	\$11,563.00	<a href="#">SCE-72EL7218SS6LPPL</a>	\$14,130.00	72.00 x 72.00 x 19.05 [1829 x 1829 x 484]	<a href="#">PDF</a>
<a href="#">SCE-72EL7224LPPL</a>	\$4,202.00	<a href="#">SCE-72EL7224SSLPPL</a>	\$11,974.00	<a href="#">SCE-72EL7224SS6LPPL</a>	\$14,632.00	72.00 x 72.00 x 25.05 [1829 x 1829 x 636]	<a href="#">PDF</a>

Note: Dimensions in inches [millimeters].

# NEMA 3R, 4, 4X, 12, and 13 Series Two-Door Floor-Mounted with 3-Point Hardware



## Shipping Schedule

Same day

1 - 15 days

Color indicates shipping lead time in business days.

## Subpanels for NEMA 3R, 4, 12, and 13 Enviroline Series Two-Door with 3-Point Handle

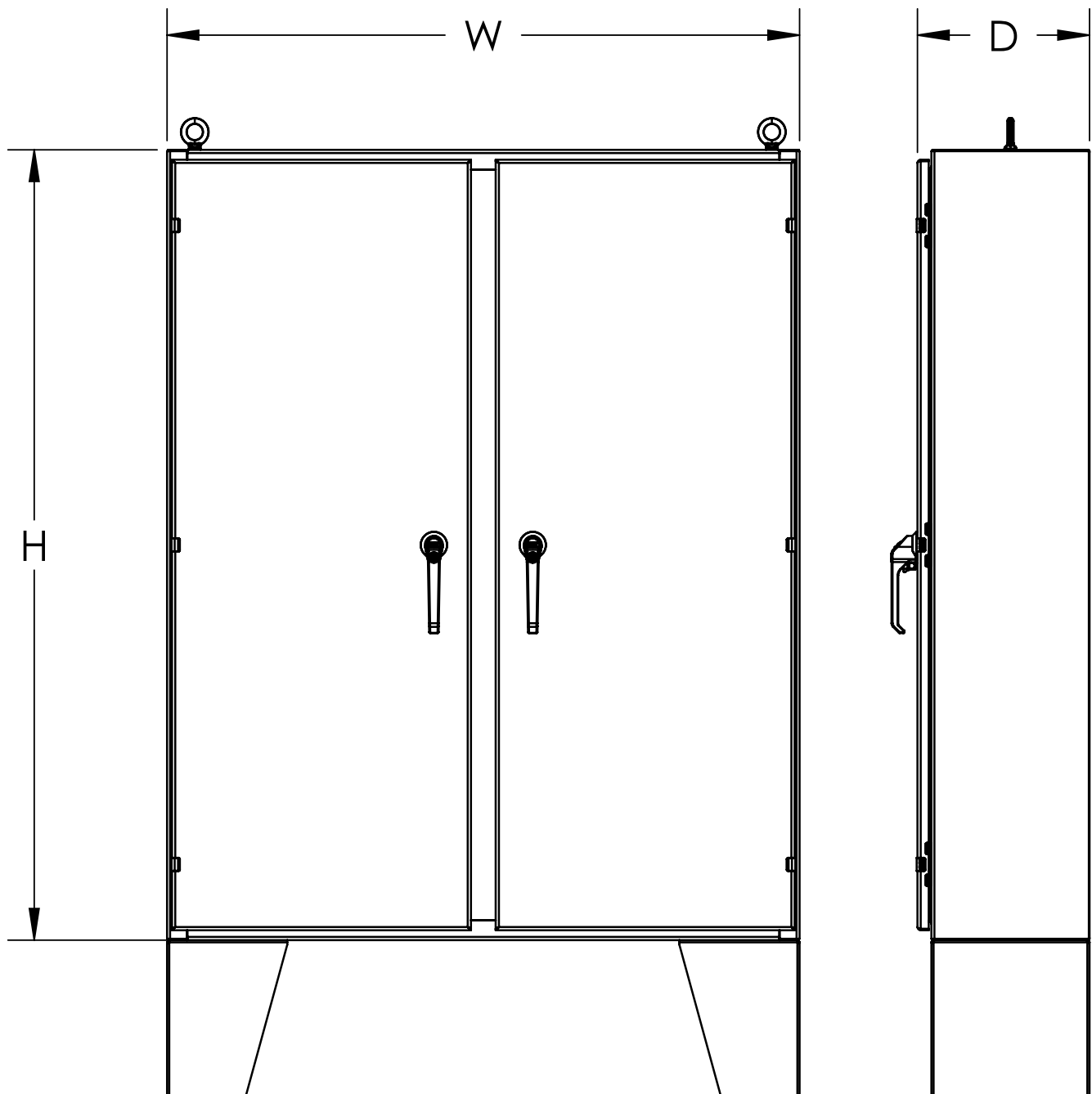
Carbon Steel	304 Stainless Steel	316L Stainless Steel	Optional Subpanel	Price
<a href="#"><u>SCE-60EL4812LPPL</u></a>	<a href="#"><u>SCE-60EL4812SSLPPL</u></a>	<a href="#"><u>SCE-60EL4812SS6LPPL</u></a>	<a href="#"><u>SCE-60P48</u></a>	\$373.00
<a href="#"><u>SCE-60EL4818LPPL</u></a>	<a href="#"><u>SCE-60EL4818SSLPPL</u></a>	<a href="#"><u>SCE-60EL4818SS6LPPL</u></a>	<a href="#"><u>SCE-60P48</u></a>	\$373.00
<a href="#"><u>SCE-60EL6012LPPL</u></a>	<a href="#"><u>SCE-60EL6012SSLPPL</u></a>	<a href="#"><u>SCE-60EL6012SS6LPPL</u></a>	<a href="#"><u>SCE-60P60</u></a>	\$460.00
<a href="#"><u>SCE-60EL6018LPPL</u></a>	<a href="#"><u>SCE-60EL6018SSLPPL</u></a>	<a href="#"><u>SCE-60EL6018SS6LPPL</u></a>	<a href="#"><u>SCE-60P60</u></a>	\$460.00
<a href="#"><u>SCE-72EL6012LPPL</u></a>	<a href="#"><u>SCE-72EL6012SSLPPL</u></a>	<a href="#"><u>SCE-72EL6012SS6LPPL</u></a>	<a href="#"><u>SCE-72P60</u></a>	\$548.00
<a href="#"><u>SCE-72EL6018LPPL</u></a>	<a href="#"><u>SCE-72EL6018SSLPPL</u></a>	<a href="#"><u>SCE-72EL6018SS6LPPL</u></a>	<a href="#"><u>SCE-72P60</u></a>	\$548.00
<a href="#"><u>SCE-72EL7212LPPL</u></a>	<a href="#"><u>SCE-72EL7212SSLPPL</u></a>	<a href="#"><u>SCE-72EL7212SS6LPPL</u></a>	<a href="#"><u>SCE-72P72</u></a>	\$654.00
<a href="#"><u>SCE-72EL7218LPPL</u></a>	<a href="#"><u>SCE-72EL7218SSLPPL</u></a>	<a href="#"><u>SCE-72EL7218SS6LPPL</u></a>	<a href="#"><u>SCE-72P72</u></a>	\$654.00
<a href="#"><u>SCE-72EL7224LPPL</u></a>	<a href="#"><u>SCE-72EL7224SSLPPL</u></a>	<a href="#"><u>SCE-72EL7224SS6LPPL</u></a>	<a href="#"><u>SCE-72P72</u></a>	\$654.00

Note: Dimensions in inches [millimeters].

# NEMA 3R, 4, 4X, 12, and 13 Series Two-Door Floor-Mounted with 3-Point Hardware



## Dimensions



# Disconnect Handle Applications for Carbon Steel Disconnect Enclosures

Designed to house the following available at AutomationDirect.com



- AutomationDirect.com NEMA 1/12 Flexible shaft handle for Molded Case Circuit Breakers (MCCBs). Series F\_S0\_C flex handle mechanisms are available in four sizes to actuate all AutomationDirect MCCBs from 15 amps up to 600 amps. **F0S03C, F0S06C, F1S03C, F1S06C, F3S03C, F3S06C, F4S04C, and F4S06C.**
- Socomec Disconnect switches with cable, flange-mounted cable operator and handles. Handles **37299002** and **37299003**, cable operator **37299903**, and cables **37299992** (3ft) or **37299993** (5ft).
- Fuji Electric NEMA 12 flexible shaft handle for Molded Case Circuit Breakers (MCCBs). Series BW9F flex handle mechanisms are available in four sizes to actuate all Fuji Electric MCCBs from 15 Amps to 800 Amps. **BW9F0CA-15A, BW9F0CA-20A, BW9F0GA-15A, BW9F0GA-20A, BW9F0HA-15A, BW9F0HA-20A, BW9F0JA-15A, and BW9F0JA-20A.** Gladiator Molded Case Circuit Breakers (MCCBs) flange mounted cable operator and handles. See Gladiator sections for handles and cable options. **GCBX1-FHC-N3R4-M, GCBX1-FHC-N4X-M, GCBX5-FHC-N3R4-M, and GCBX5-FHC-N4X-M**

Available at AutomationDirect.com				
Disconnect Enclosure Series	AutomationDirect F_S0_C Series	Socomec 37299002 and 37299003	Fuji BW9F Series	Gladiator GCBX
SCE-_SA_LPPL Series	✓	✓	✓	✓
SCE-_HS_LP Series	✓	✓	✓	✓
SCE-_XVR_Series	✓	✓	✓	✓
SCE-_X_D_Series	✓	✓	✓	✓
SCE-_X_LP Series	✓	✓	✓	✓
SCE-_XM_Series	✓	✓	✓	✓
SCE-_XM_EQ_Series	✓	✓	✓	✓
SCE-_XM_EW_Series	✓	✓	✓	✓
SCE-_XD_Series	✓	✓	✓	✓

## Designed to house other brands

- Allen-Bradley** Bulletin 1494V and 140U disconnect switches with flange-mounted variable-depth operating mechanisms and Bulletin 1494V flange-mounted variable-depth operating mechanisms for circuit breakers. These enclosures will not accept Allen-Bradley Bulletin 1494F disconnect devices or Bulletin 1494D circuit breaker operators.
- ABB Controls** flange-mounted variable-depth operating mechanisms for disconnect switches and circuit breakers.
- Eaton / Cutler-Hammer** Type C361 flange-mounted variable depth.
- Eaton / Cutler-Hammer** Type C361 flange-mounted variable-depth operating mechanisms with disconnect switches and Type C371 flange-mounted variable depth operating mechanisms for circuit breakers; also Flex Shaft™ handle mechanisms for circuit breakers.
- General Electric** Type STDA flange handles and variable depth operating.
- General Electric** Type STDA flange handles and variable depth operating mechanisms for disconnect switches and circuit breakers; also Spectra Flex™ cable operators for circuit breakers.
- SIEMENS** I-T-E Max-Flex flange-mounted variable depth operating handle for disconnect switches and circuit breakers.
- Square D** Class 9422 disconnect switches with flange-mounted variable depth operating mechanisms or cable Industry Standards mechanisms and Class 9422 flange-mounted variable depth operating mechanisms or cable mechanisms for circuit breakers. These enclosures will not accept Square D Class 9422 bracket-mounted disconnect devices, Class 9422TG1, or TG2 devices.

Other Brands							
Disconnect Enclosures Series	Square D 9422 Series	Allen-Bradley 1494F and 1494D Series	Allen-Bradley 1494V and 140U Series	ABB Controls	Eaton/ Cutler-Hammer C361 and C371 Series	General Electric STDA Series	Siemens I-T-E Max-Flex Series
SCE-_SA_LPPL Series	✓	✗	✓	✓	✓	✓	✓
SCE-_HS_LP Series	✓	✗	✓	✓	✓	✓	✓
SCE-_XVR_Series	✓	✗	✓	✓	✓	✓	✓
SCE-_X_D_Series	✓	✗	✓	✓	✓	✓	✓
SCE-_X_LP Series	✓	✗	✓	✓	✓	✓	✓
SCE-_XM_Series	✓	✗	✓	✓	✓	✓	✓
SCE-_XM_EQ_Series	✓	✗	✓	✓	✓	✓	✓
SCE-_XM_EW_Series	✓	✗	✓	✓	✓	✓	✓
SCE-_XD_Series	✓	✗	✓	✓	✓	✓	✓

Note: For more detail on compatible disconnects, see the "Other Documents" section of the enclosure's item page.



# NEMA 3R Vented Single-Door Wall-Mount Disconnect with 3-Point Handle



Your Enclosure Source®



## Applications

Designed to house electrical controls, drives, instruments and components used in an outdoor environment to provide a degree of protection for the equipment inside the enclosure against ingress of solid foreign objects (falling dirt); and provide a degree of protection with respect to the harmful effects on the equipment due to the ingress of water (rain, sleet, snow). Designed to house most standard disconnects.

## Construction

- 14-gauge galvanized steel
- 3-point latching mechanism
- Provisions for subpanel
- Doors open 180°
- Disconnect cutout provided on flange
- Concealed hinges
- Vented top hood with removable cover and washable, reusable filter
- Top mounted fans
- Vented rain hood with filter kits in door
- DIN rail mounting provisions inside top for installation of thermostat and terminals
- Poured-in-place oil- and water-resistant gasket
- Ground studs on door and body
- Mounting holes for optional mounting straps
- 3/8-16 grounding kit
- Subpanel mounting hardware included
- 115VAC fan
- Black zinc diecast coinproof/padlocking handle
- Provision for lifting lugs is included on enclosures with height greater than 48in [1219mm] and with depth greater than 16in [406mm].
  - Lifting lug assembly is included with the enclosure.
  - Bolt pack and hole plugs are provided to seal holes in bottom of enclosure.

Note: Disconnect switch (or circuit breaker) and operating mechanism are not furnished with this enclosure.

## Finish

- White powder coated inside and out
- Optional subpanels are powder coated white.

## Listings

- NEMA Type 3R
- cULus Listed Type 3R [File E69392]
- IEC 60529 IP32



### Shipping Schedule

Same day	1 - 15 days
----------	-------------

Color indicates shipping lead time in business days.

### NEMA 3R Vented Single-Door Wall-Mount Disconnect with 3-Point Handle

Part Number	Price	Size HxWxD	Drawing Link	Optional Subpanel	Price
<a href="#">SCE-47XVR2514</a>	\$1,749.00	47.00 x 25.38 x 15.07 [1194 x 645 x 383]	<a href="#">PDF</a>	<a href="#">SCE-42P24</a>	\$127.00
<a href="#">SCE-53XVR3716</a>	\$2,661.00	53.00 x 37.38 x 17.07 [1346 x 949 x 434]	<a href="#">PDF</a>	<a href="#">SCE-48P36</a>	\$214.00
<a href="#">SCE-53XVR3720</a>	\$2,929.00	53.00 x 37.38 x 21.07 [1346 x 949 x 535]	<a href="#">PDF</a>	<a href="#">SCE-48P36</a>	\$214.00
<a href="#">SCE-65XVR3716</a>	\$2,978.00	65.00 x 37.38 x 17.07 [1651 x 949 x 434]	<a href="#">PDF</a>	<a href="#">SCE-60P36</a>	\$264.00
<a href="#">SCE-65XVR3720</a>	\$3,237.00	65.00 x 37.38 x 21.07 [1651 x 949 x 535]	<a href="#">PDF</a>	<a href="#">SCE-60P36</a>	\$264.00

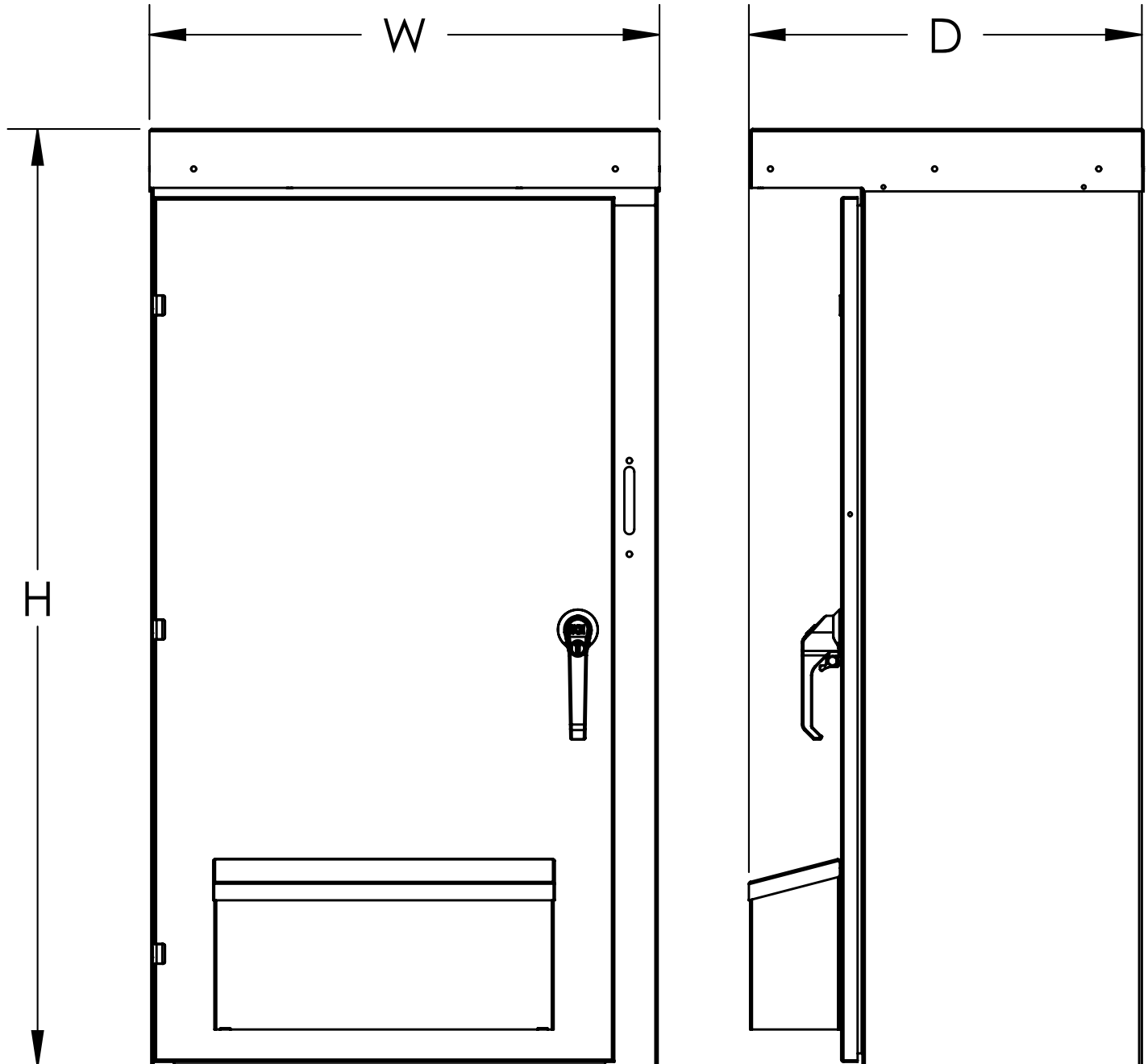
Note: Dimensions in inches [millimeters].

# NEMA 3R Vented Single-Door Wall-Mount Disconnect with 3-Point Handle



*Your Enclosure Source®*

## Dimensions



# NEMA 3R, 12, and 13 Single-Door Wall-Mount Right-Flanged Disconnect



Your Enclosure Source®



## Applications

Designed to house most standard disconnects. For outdoor applications a drip shield is recommended.

## Construction

- 14-gauge carbon steel
- Seams continuously welded and ground smooth
- Flange trough collar around all sides of door opening
- Poured-in-place oil- and water-resistant gasket
- Collar studs for mounting optional subpanel
- Cutouts provided in flange for mounting disconnect operating handle
- Ground stud on door and body
- 3-point latching mechanism
- Black zinc diecast coinproof/padlocking handle
- Welded mounting provision top and bottom of back
- Provision for lifting lugs is included on enclosures with height greater than 48in [1219mm] and with depth greater than 16 in [406 mm].
  - Lifting lug assembly is included with the enclosure.
  - Bolt pack and hole plugs are provided to seal holes in bottom of enclosure.

Note: Disconnect switch (or circuit breaker) and operating mechanism are not furnished with this enclosure.

## Finish

- ANSI 61 gray powder coated inside and out
- Optional subpanels are powder coated white.

## Listings

- NEMA Type 3R, 12 and Type 13
- cULus Listed Type 3R and 12 [File E69392]
- IEC 60529 IP66



## Shipping Schedule

Same day 1 - 15 days

Color indicates shipping lead time in business days.

## NEMA 3R, 12, and 13 Single-Door Disconnect Wall-Mount Right-Flanged Disconnect

Part Number	Price	Size HxWxD	Drawing Link	Optional Subpanel	Price
<a href="#">SCE-24HS2108LP</a>	Retired	24.00 x 21.38 x 9.07 [610 x 543 x 230]	<a href="#">PDF</a>	<a href="#">SCE-24P20</a>	\$63.00
<a href="#">SCE-24HS2508LP</a>	Retired	24.00 x 25.38 x 9.07 [610 x 645 x 230]	<a href="#">PDF</a>	<a href="#">SCE-24P24</a>	\$74.00
<a href="#">SCE-30HS2508LP</a>	Retired	30.00 x 25.38 x 9.07 [762 x 645 x 230]	<a href="#">PDF</a>	<a href="#">SCE-30P24</a>	\$88.00
<a href="#">SCE-36HS2508LP</a>	Retired	36.00 x 25.38 x 9.07 [914 x 645 x 230]	<a href="#">PDF</a>	<a href="#">SCE-36P24</a>	\$105.00
<a href="#">SCE-36HS3112LP</a>	Retired	36.00 x 31.38 x 13.07 [914 x 797 x 332]	<a href="#">PDF</a>	<a href="#">SCE-36P30</a>	\$141.00
<a href="#">SCE-36HS3108LP</a>	Retired	36.00 x 31.38 x 9.07 [914 x 797 x 230]	<a href="#">PDF</a>	<a href="#">SCE-36P30</a>	\$141.00
<a href="#">SCE-42HS3112LP</a>	Retired	42.00 x 31.38 x 13.07 [1067 x 797 x 332]	<a href="#">PDF</a>	<a href="#">SCE-42P30</a>	\$162.00
<a href="#">SCE-42HS3712LP</a>	Retired	42.00 x 37.38 x 13.07 [1067 x 949 x 332]	<a href="#">PDF</a>	<a href="#">SCE-42P36</a>	\$190.00
<a href="#">SCE-48HS3712LP</a>	Retired	48.00 x 37.38 x 13.07 [1219 x 949 x 332]	<a href="#">PDF</a>	<a href="#">SCE-48P36</a>	\$214.00
<a href="#">SCE-60HS3712LP</a>	Retired	60.00 x 37.38 x 13.07 [1524 x 949 x 332]	<a href="#">PDF</a>	<a href="#">SCE-60P36</a>	\$264.00

Note: Dimensions in inches [millimeters].

# Enviroline Series NEMA 3R, 12, and 13 Single-Door Wall-Mount Right-Flanged Disconnect



*Your Enclosure Source®*



## Applications

Designed to house most standard disconnects. For outdoor applications a drip shield is recommended.

## Construction

- 14-gauge carbon steel
- Seams continuously welded and ground smooth
- Flange trough collar around all sides of door opening
- Poured-in-place oil- and water-resistant gasket
- Collar studs for mounting optional subpanel
- Disconnect cutout provided on flange
- Concealed hinges
- Doors are interchangeable and easily removed by pulling hinge pins.
- 3-point latching mechanism
- Latches are opened or closed with a screwdriver (optional tamper-resistant inserts are available).
- Mounting holes on back of enclosure
- Mounting hardware, sealing washers, and hole plugs included.
- Ground studs on door and body
- Removable print pocket
- Black zinc diecast coinproof/padlocking handle
- Provision for lifting lugs is included on enclosures with height greater than 48in [1219mm] and with depth greater than 16in [406mm].
  - Lifting lug assembly is included with the enclosure.
  - Bolt pack and hole plugs are provided to seal holes in bottom of enclosure.

Note: Disconnect switch (or circuit breaker) and operating mechanism are not furnished with this enclosure.

## Finish

- ANSI 61 gray or RAL 7035 gray powder coated inside and out
- Optional subpanels are powder coated white.

## Listings

- NEMA Type 3R, 12, and 13
- cULus Listed Type 3R and 12 [File E69392]
- IEC 60529 IP55



# Enviroline Series NEMA 3R, 12, and 13 Single-Door Wall-Mount Right-Flanged Disconnect



Your Enclosure Source®

## Shipping Schedule

Same day 1 - 15 days

Color indicates shipping lead time in business days.

## Enviroline Series NEMA 3R, 12, and 13 Single-Door Wall-Mount Right-Flanged Disconnect

ANSI 61	RAL 7035	Price	Size HxWxD	Drawing Link	Optional Subpanel	Price
<a href="#">SCE-20XEL2108LP</a>	<a href="#">SCE-20XEL2108LPLG</a>	\$432.00	20.00 x 21.38 x 9.10 [508 x 543 x 231]	<a href="#">PDF</a>	<a href="#">SCE-20P20</a>	\$49.00
<a href="#">SCE-20XEL2110LP</a>	<a href="#">SCE-20XEL2110LPLG</a>	\$455.00	20.00 x 21.38 x 11.10 [508 x 543 x 282]	<a href="#">PDF</a>	<a href="#">SCE-20P20</a>	\$49.00
<a href="#">SCE-24XEL2108LP</a>	<a href="#">SCE-24XEL2108LPLG</a>	\$465.00	24.00 x 21.38 x 9.10 [610 x 543 x 231]	<a href="#">PDF</a>	<a href="#">SCE-24P20</a>	\$63.00
<a href="#">SCE-24XEL2508LP</a>	<a href="#">SCE-24XEL2508LPLG</a>	\$502.00	24.00 x 25.38 x 9.10 [610 x 645 x 231]	<a href="#">PDF</a>	<a href="#">SCE-24P24</a>	\$74.00
<a href="#">SCE-24XEL2510LP</a>	<a href="#">SCE-24XEL2510LPLG</a>	\$526.00	24.00 x 25.38 x 11.10 [610 x 645 x 282]	<a href="#">PDF</a>	<a href="#">SCE-24P24</a>	\$74.00
<a href="#">SCE-30XEL2108LP</a>	<a href="#">SCE-30XEL2108LPLG</a>	\$533.00	30.00 x 21.38 x 9.10 [762 x 543 x 231]	<a href="#">PDF</a>	<a href="#">SCE-30P20</a>	\$77.00
<a href="#">SCE-30XEL2508LP</a>	<a href="#">SCE-30XEL2508LPLG</a>	\$557.00	30.00 x 25.38 x 9.10 [762 x 645 x 231]	<a href="#">PDF</a>	<a href="#">SCE-30P24</a>	\$88.00
<a href="#">SCE-30XEL2510LP</a>	<a href="#">SCE-30XEL2510LPLG</a>	\$586.00	30.00 x 25.38 x 11.10 [762 x 645 x 282]	<a href="#">PDF</a>	<a href="#">SCE-30P24</a>	\$88.00
<a href="#">SCE-36XEL2508LP</a>	<a href="#">SCE-36XEL2508LPLG</a>	\$614.00	36.00 x 25.38 x 9.10 [914 x 645 x 231]	<a href="#">PDF</a>	<a href="#">SCE-36P24</a>	\$105.00
<a href="#">SCE-36XEL2510LP</a>	<a href="#">SCE-36XEL2510LPLG</a>	\$645.00	36.00 x 25.38 x 11.10 [914 x 645 x 282]	<a href="#">PDF</a>	<a href="#">SCE-36P24</a>	\$105.00
<a href="#">SCE-36XEL3108LP</a>	<a href="#">SCE-36XEL3108LPLG</a>	\$686.00	36.00 x 31.38 x 9.10 [914 x 797 x 231]	<a href="#">PDF</a>	<a href="#">SCE-36P30</a>	\$141.00
<a href="#">SCE-36XEL3110LP</a>	<a href="#">SCE-36XEL3110LPLG</a>	\$725.00	36.00 x 31.38 x 11.10 [914 x 797 x 282]	<a href="#">PDF</a>	<a href="#">SCE-36P30</a>	\$141.00
<a href="#">SCE-36XEL3112LP</a>	<a href="#">SCE-36XEL3112LPLG</a>	\$765.00	36.00 x 31.38 x 13.10 [914 x 797 x 333]	<a href="#">PDF</a>	<a href="#">SCE-36P30</a>	\$141.00
<a href="#">SCE-36XEL3116LP</a>	<a href="#">SCE-36XEL3116LPLG</a>	\$835.00	36.00 x 31.38 x 17.10 [914 x 797 x 434]	<a href="#">PDF</a>	<a href="#">SCE-36P30</a>	\$141.00
<a href="#">SCE-42XEL3110LP</a>	<a href="#">SCE-42XEL3110LPLG</a>	\$794.00	42.00 x 31.38 x 11.10 [1067 x 797 x 282]	<a href="#">PDF</a>	<a href="#">SCE-42P30</a>	\$162.00
<a href="#">SCE-42XEL3112LP</a>	<a href="#">SCE-42XEL3112LPLG</a>	\$836.00	42.00 x 31.38 x 13.10 [1067 x 797 x 333]	<a href="#">PDF</a>	<a href="#">SCE-42P30</a>	\$162.00
<a href="#">SCE-42XEL3116LP</a>	<a href="#">SCE-42XEL3116LPLG</a>	\$909.00	42.00 x 31.38 x 17.10 [1067 x 797 x 434]	<a href="#">PDF</a>	<a href="#">SCE-42P30</a>	\$162.00
<a href="#">SCE-42XEL3710LP</a>	<a href="#">SCE-42XEL3710LPLG</a>	\$865.00	42.00 x 37.38 x 11.10 [1067 x 949 x 282]	<a href="#">PDF</a>	<a href="#">SCE-42P36</a>	\$190.00
<a href="#">SCE-42XEL3712LP</a>	<a href="#">SCE-42XEL3712LPLG</a>	\$931.00	42.00 x 37.38 x 13.10 [1067 x 949 x 333]	<a href="#">PDF</a>	<a href="#">SCE-42P36</a>	\$190.00
<a href="#">SCE-42XEL3716LP</a>	<a href="#">SCE-42XEL3716LPLG</a>	\$1,022.00	42.00 x 37.38 x 17.10 [1067 x 949 x 434]	<a href="#">PDF</a>	<a href="#">SCE-42P36</a>	\$190.00
<a href="#">SCE-48XEL3710LP</a>	<a href="#">SCE-48XEL3710LPLG</a>	\$963.00	48.00 x 37.38 x 11.10 [1219 x 949 x 282]	<a href="#">PDF</a>	<a href="#">SCE-48P36</a>	\$214.00
<a href="#">SCE-48XEL3712LP</a>	<a href="#">SCE-48XEL3712LPLG</a>	\$1,014.00	48.00 x 37.38 x 13.10 [1219 x 949 x 333]	<a href="#">PDF</a>	<a href="#">SCE-48P36</a>	\$214.00
<a href="#">SCE-48XEL3716LP</a>	<a href="#">SCE-48XEL3716LPLG</a>	\$1,100.00	48.00 x 37.38 x 17.10 [1219 x 949 x 434]	<a href="#">PDF</a>	<a href="#">SCE-48P36</a>	\$214.00
<a href="#">SCE-60XEL3710LP</a>	<a href="#">SCE-60XEL3710LPLG</a>	\$1,122.00	60.00 x 37.38 x 11.10 [1524 x 949 x 282]	<a href="#">PDF</a>	<a href="#">SCE-60P36</a>	\$264.00
<a href="#">SCE-60XEL3712LP</a>	<a href="#">SCE-60XEL3712LPLG</a>	\$1,179.00	60.00 x 37.38 x 13.10 [1524 x 949 x 333]	<a href="#">PDF</a>	<a href="#">SCE-60P36</a>	\$264.00
<a href="#">SCE-60XEL3716LP</a>	<a href="#">SCE-60XEL3716LPLG</a>	\$1,287.00	60.00 x 37.38 x 17.10 [1524 x 949 x 434]	<a href="#">PDF</a>	<a href="#">SCE-60P36</a>	\$264.00

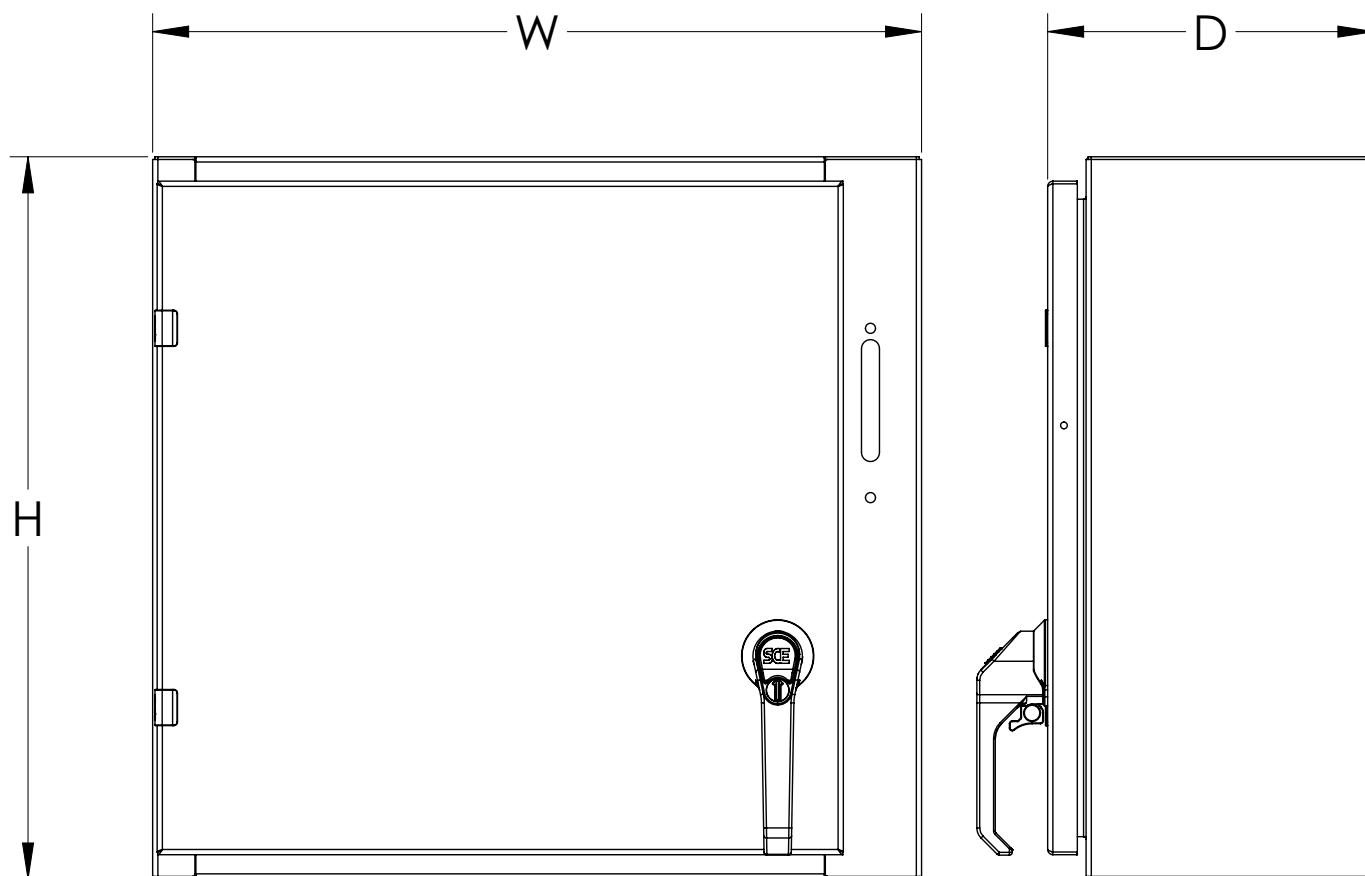
Note: Dimensions in inches [millimeters].

# Enviroline Series NEMA 3R, 12, and 13 Single-Door Wall-Mount Right-Flanged Disconnect



*Your Enclosure Source®*

## Dimensions



# NEMA 3R, 4, 12, and 13 Right-Flange Multi-Door Wall-Mount Disconnect



*Your Enclosure Source®*



## Applications

Designed to easily accommodate various types of mounting methods with minimal modifications. Provisions are provided in the back of the enclosure for wall or frame mounting, and in the bottom for Wall-Mount brackets, frame mount, or partial provisions for a floor stand kit. Enclosure is designed to house most standard type disconnects. For installation information, consult our Installation Manual at [www.saginawcontrol.com](http://www.saginawcontrol.com)

## Construction

- 14-gauge carbon steel
- Seams continuously welded and ground smooth
- Flange trough collar around all sides of door opening
- Body stiffeners are provided in large enclosures for extra rigidity.
- Heavy duty lifting eyes anchor into the reinforced top.
- Removable center posts permit easy subpanel installation.
- Concealed hinges
- Black zinc diecast coinproof/padlocking handle on main door with black zinc diecast padlocking handle on slave doors
- 3-point latching mechanism
- Ends of latch rods have ramp shoes for easier door closing.
- Panel supports
- Large, removable print pockets
- Poured-in-place oil- and water-resistant gasket
- Defeater on master door requires a screwdriver to open.
- Ground stud on door and body
- Collar studs for mounting optional subpanel
- Provisions for light kit
- Hole plugs are provided to seal holes in bottom of enclosure.

## Finish

- ANSI 61 gray powder coated inside and out
- Optional subpanels are powder coated white.

## Listings

- NEMA Type 3R, 4, 12, and 13
- cULus Listed Type 3R and 12 [File E69392]
- IEC 60529 IP55





# NEMA 3R, 4, 12, and 13 Right-Flange Multi-Door Wall-Mount Disconnect



Your Enclosure Source®

## Two-Door



## Three-Door



## Four-Door



### Shipping Schedule

Same day

1 - 15 days

Color indicates shipping lead time in business days.

### NEMA 3R, 4, 12, and 13 Right-Flange Multi-Door Wall-Mount Disconnect

Part Number	Price	Size HxWxD	Drawing Link	Doors	Optional Subpanel(s)	Price
<a href="#">SCE-36X2D5412</a>	\$1,930.00	36.00 x 53.75 x 13.05 [914 x 1365 x 331]	<a href="#">PDF</a>	2	<a href="#">SCE-36P52</a>	\$224.00
<a href="#">SCE-42X2D5412</a>	\$2,018.00	42.00 x 53.75 x 13.05 [1067 x 1365 x 331]	<a href="#">PDF</a>	2	<a href="#">SCE-42P52</a>	\$291.00
<a href="#">SCE-48X2D7812</a>	\$2,512.00	48.00 x 77.75 x 13.05 [1219 x 1975 x 331]	<a href="#">PDF</a>	2	<a href="#">SCE-48P76</a>	\$488.00
<a href="#">SCE-48X2D7818</a>	\$2,803.00	48.00 x 77.75 x 19.05 [1219 x 1975 x 484]	<a href="#">PDF</a>	2	<a href="#">SCE-48P76</a>	\$488.00
<a href="#">SCE-60X2D7818</a>	\$3,824.00	60.00 x 77.75 x 19.05 [1524 x 1975 x 484]	<a href="#">PDF</a>	2	<a href="#">SCE-60P76</a>	\$571.00
<a href="#">SCE-48X3D11818</a>	\$4,290.00	48.00 x 117.50 x 19.05 [1219 x 2985 x 484]	<a href="#">PDF</a>	3	<a href="#">SCE-48P76</a> , <a href="#">SCE-48P37</a>	\$488.00
<a href="#">SCE-48X4D15818</a>	\$5,769.00	48.00 x 157.50 x 19.05 [1219 x 4001 x 484]	<a href="#">PDF</a>	4	<a href="#">SCE-48P76 (2)</a>	\$488.00

Note: Dimensions in inches [millimeters].

# Enviroline Series NEMA 3R, 4, 12, and 13 Two-Door Right-Flange Floor-Mount Disconnect



Your Enclosure Source®



## Applications

Designed to house most standard type disconnects. For outdoor applications a drip shield and drain holes are required.

## Construction

- 14-gauge carbon steel
- Seams continuously welded and ground smooth
- Flange trough collar around all sides of door opening
- Poured-in-place oil- and water-resistant gasket
- Concealed hinges
- Removable and interchangeable doors
- 3-point latching mechanism
- Removable print pocket on main door of disconnect enclosures
- Lifting eyes for easy handling
- Ground studs on door and body
- Collar studs provided for mounting optional subpanels
- Black, 1/4-turn latches at the top center and bottom center of doors over 30in wide
- 15in [381mm] removable floor stands
- Removable center post
- Mechanical interlock
- No door stiffeners are required.
- Black zinc diecast coinproof/padlocking handle on main door with black zinc diecast padlocking handle on slave door
- Provisions for light kit
- Hole plugs are provided to seal holes in bottom of enclosure.

## Finish

- ANSI 61 gray powder coated inside and out
- Optional subpanels are powder coated white.

## Listings

- NEMA Type 3R, 4, 12, and 13
- cULus Listed Type 3R 4, and 12 [File E69392]
- IEC 60529 IP55



## Shipping Schedule

Same day

1 - 15 days

Color indicates shipping lead time in business days.

## Enviroline Series NEMA 3R, 4, 12, and 13 Two-Door Right-Flange Floor-Mount Disconnect

Part Number	Price	Size HxWxD	Drawing Link	Optional Subpanel	Price
<a href="#">SCE-60XEL4912LP</a>	\$2,826.00	60.00 x 49.00 x 13.05 [1524 x 1245 x 331]	<a href="#">PDF</a>	<a href="#">SCE-60P48</a>	\$373.00
<a href="#">SCE-60XEL4918LP</a>	\$3,078.00	60.00 x 49.00 x 19.05 [1524 x 1245 x 484]	<a href="#">PDF</a>	<a href="#">SCE-60P48</a>	\$373.00
<a href="#">SCE-60XEL4924LP</a>	\$3,330.00	60.00 x 49.00 x 25.05 [1524 x 1245 x 636]	<a href="#">PDF</a>	<a href="#">SCE-60P48</a>	\$373.00
<a href="#">SCE-60XEL6112LP</a>	\$3,159.00	60.00 x 61.00 x 13.05 [1524 x 1549 x 331]	<a href="#">PDF</a>	<a href="#">SCE-60P60</a>	\$460.00
<a href="#">SCE-60XEL6118LP</a>	\$3,441.00	60.00 x 61.00 x 19.05 [1524 x 1549 x 484]	<a href="#">PDF</a>	<a href="#">SCE-60P60</a>	\$460.00
<a href="#">SCE-60XEL6124LP</a>	\$3,723.00	60.00 x 61.00 x 25.05 [1524 x 1549 x 636]	<a href="#">PDF</a>	<a href="#">SCE-60P60</a>	\$460.00
<a href="#">SCE-72XEL6112LP</a>	\$3,500.00	72.00 x 61.00 x 13.05 [1829 x 1549 x 331]	<a href="#">PDF</a>	<a href="#">SCE-72P60</a>	\$548.00
<a href="#">SCE-72XEL6118LP</a>	\$3,802.00	72.00 x 61.00 x 19.05 [1829 x 1549 x 484]	<a href="#">PDF</a>	<a href="#">SCE-72P60</a>	\$548.00
<a href="#">SCE-72XEL7312LP</a>	\$4,004.00	72.00 x 73.00 x 13.05 [1829 x 1854 x 331]	<a href="#">PDF</a>	<a href="#">SCE-72P72</a>	\$654.00
<a href="#">SCE-72XEL7318LP</a>	\$4,349.00	72.00 x 73.00 x 19.05 [1829 x 1854 x 484]	<a href="#">PDF</a>	<a href="#">SCE-72P72</a>	\$654.00
<a href="#">SCE-72XEL7324LP</a>	\$4,696.00	72.00 x 73.00 x 25.05 [1829 x 1854 x 636]	<a href="#">PDF</a>	<a href="#">SCE-72P72</a>	\$654.00

Note: Dimensions in inches [millimeters].

# NEMA 3R, 12, and 13 Two-Door Right-Flange Floor-Mount Disconnect



Your Enclosure Source®



## Applications

Designed to house most standard type disconnects. For outdoor applications a drip shield and drain holes are required.

## Construction

- 14-gauge carbon steel
- Seams continuously welded and ground smooth
- Flange trough collar around all sides of door opening
- Poured-in-place oil- and water-resistant gasket
- Concealed hinges
- Removable and interchangeable doors
- 3-point latching mechanism
- Removable print pocket on main door of disconnect enclosures
- Lifting eyes for easy handling
- Ground studs on door and body
- Collar studs provided for mounting optional subpanels
- Black, 1/4-turn latches
- 15in [381mm] removable floor stands
- Removable center post
- Mechanical interlock
- No door stiffeners are required.
- Black zinc diecast coinproof/padlocking handle on main door with black zinc diecast padlocking handle on slave door
- Provisions for light kit
- Hole plugs are provided to seal holes in bottom of enclosure.

## Finish

- ANSI 61 gray powder coated inside and out
- Optional subpanels are powder coated white.

## Listings

- NEMA Type 3R, 12, and 13
- cULus Listed Type 3R and 12 [File E69392]
- IEC 60529 IP55



### Shipping Schedule

Same day	1 - 15 days
----------	-------------

Color indicates shipping lead time in business days.

### NEMA 3R, 12, and 13 Two-Door Right-Flange Floor-Mount Disconnect

Part Number	Price	Size HxWxD	Drawing Link	Optional Subpanel	Price
<a href="#">SCE-72X7312LP</a>	\$3,887.00	72.00 x 73.00 x 13.05 [1829 x 1854 x 331]	<a href="#">PDF</a>	<a href="#">SCE-72P72</a>	\$654.00
<a href="#">SCE-72X7318LP</a>	\$4,223.00	72.00 x 73.00 x 19.05 [1829 x 1854 x 484]	<a href="#">PDF</a>	<a href="#">SCE-72P72</a>	\$654.00
<a href="#">SCE-72X7324LP</a>	\$4,560.00	72.00 x 73.00 x 25.05 [1829 x 1854 x 636]	<a href="#">PDF</a>	<a href="#">SCE-72P72</a>	\$654.00

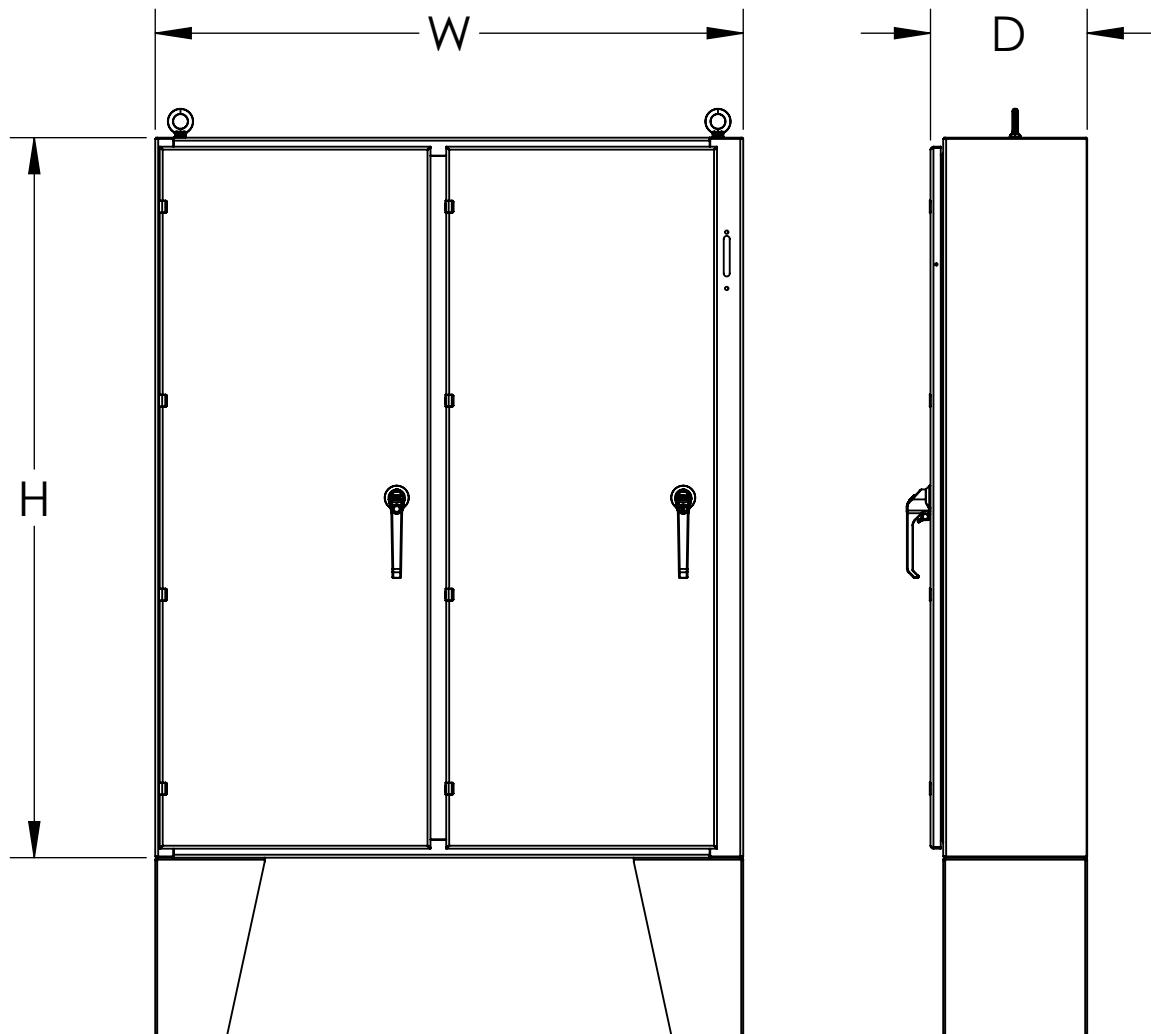
Note: Dimensions in inches [millimeters].

# NEMA 3R, 12, and 13 Two-Door Right-Flange Floor-Mount Disconnect



*Your Enclosure Source®*

## Dimensions



# NEMA 3R, 4, 12, and 13 Heavy Duty Freestanding Disconnect with 3-Point Handle



*Your Enclosure Source®*



## Applications

Designed to house electrical equipment and provide degree of protection from dirt, dust, oil and water and to house most standard type disconnects.

## Construction

- 16-gauge carbon steel
- Seams continuously welded and ground smooth
- Flange trough collar around all sides of door opening
- Body stiffeners are provided in large enclosures for extra rigidity.
- Heavy duty lifting eyes anchor into the reinforced top.
- Removable center posts permit easy subpanel installation.
- Concealed hinges
- Black zinc diecast coinproof/padlocking handle on main door with black zinc diecast padlocking handle on slave doors
- 3-point latching mechanism
- Ends of latch rods have ramp shoes for easier door closing.
- Panel supports
- Large, removable print pockets
- Poured-in-place oil- and water-resistant gasket
- Removable subpanels mount on collar studs
- Defeater on master door requires a screwdriver to open.
- Hole plugs are provided to seal holes in bottom of enclosure.
- Ground stud on door and body
- Provisions for light kit

## Finish

- ANSI 61 gray powder coated inside and out
- Optional subpanels are powder coated white.

## Listings

- NEMA Type 3R, 12, and 13
- cULus Listed Type 3R and 12 [File E69392]
- IEC 60529 IP55



# NEMA 3R, 4, 12, and 13 Heavy Duty Freestanding Disconnect with 3-Point Handle



Your Enclosure Source®



## Shipping Schedule

Same day

1 - 15 days

Color indicates shipping lead time in business days.

## Single-Door with Powder Coated Subpanel

Part Number	Price	Size HxWxD	Drawing Link	Included Subpanel
<a href="#">SCE-72XM2818</a>	\$2,065.00	72.00 x 27.50 x 19.07 [1829 x 699 x 484]	<a href="#">PDF</a>	<a href="#">SCE-64P25</a>
<a href="#">SCE-72XM3418</a>	\$2,288.00	72.00 x 33.50 x 19.07 [1829 x 851 x 484]	<a href="#">PDF</a>	<a href="#">SCE-64P31</a>
<a href="#">SCE-72XM4018</a>	\$2,512.00	72.00 x 39.50 x 19.07 [1829 x 1003 x 484]	<a href="#">PDF</a>	<a href="#">SCE-64P37</a>
<a href="#">SCE-84XM4018</a>	\$2,792.00	84.00 x 39.50 x 19.07 [2134 x 1003 x 484]	<a href="#">PDF</a>	<a href="#">SCE-76P37</a>
<a href="#">SCE-84XM4024</a>	\$2,871.00	84.00 x 39.50 x 25.07 [2134 x 1003 x 637]	<a href="#">PDF</a>	<a href="#">SCE-76P37</a>
<a href="#">SCE-90XM4018</a>	\$3,183.00	90.00 x 39.50 x 19.07 [2286 x 1003 x 484]	<a href="#">PDF</a>	<a href="#">SCE-82P37</a>
<a href="#">SCE-90XM4024</a>	\$3,394.00	90.00 x 39.50 x 25.07 [2286 x 1003 x 637]	<a href="#">PDF</a>	<a href="#">SCE-82P37</a>

Note: Dimensions in inches [millimeters].

## Single-Door with Galvanized Subpanel

Part Number	Price	Size HxWxD	Drawing Link	Included Subpanel
<a href="#">SCE-72XM2818G</a>	\$2,099.00	72.00 x 27.50 x 19.07 [1829 x 699 x 484]	<a href="#">PDF</a>	<a href="#">SCE-64P25GALV</a>
<a href="#">SCE-72XM3418G</a>	\$2,326.00	72.00 x 33.50 x 19.07 [1829 x 851 x 484]	<a href="#">PDF</a>	<a href="#">SCE-64P31GALV</a>
<a href="#">SCE-72XM4018G</a>	\$2,552.00	72.00 x 39.50 x 19.07 [1829 x 1003 x 484]	<a href="#">PDF</a>	<a href="#">SCE-64P37GALV</a>
<a href="#">SCE-84XM4018G</a>	\$2,847.00	84.00 x 39.50 x 19.07 [2134 x 1003 x 484]	<a href="#">PDF</a>	<a href="#">SCE-76P37GALV</a>
<a href="#">SCE-84XM4024G</a>	\$2,926.00	84.00 x 39.50 x 25.07 [2134 x 1003 x 637]	<a href="#">PDF</a>	<a href="#">SCE-76P37GALV</a>
<a href="#">SCE-90XM4018G</a>	\$3,244.00	90.00 x 39.50 x 19.07 [2286 x 1003 x 484]	<a href="#">PDF</a>	<a href="#">SCE-82P37GALV</a>
<a href="#">SCE-90XM4024G</a>	\$3,455.00	90.00 x 39.50 x 25.07 [2286 x 1003 x 637]	<a href="#">PDF</a>	<a href="#">SCE-82P37GALV</a>

Note: Dimensions in inches [millimeters].

# NEMA 3R, 4, 12, and 13 Heavy Duty Freestanding Disconnect with 3-Point Handle



Your Enclosure Source®



## Shipping Schedule

Same day

1 - 15 days

Color indicates shipping lead time in business days.

## Two-Door with Powder Coated Subpanel

Part Number	Price	Size HxWxD	Drawing Link	Included Subpanel
<a href="#">SCE-72XM5418</a>	\$3,624.00	72.00 x 53.75 x 19.07 [1829 x 1365 x 484]	<a href="#">PDF</a>	<a href="#">SCE-64P52</a>
<a href="#">SCE-72XM6618</a>	\$4,084.00	72.00 x 65.75 x 19.07 [1829 x 1670 x 484]	<a href="#">PDF</a>	<a href="#">SCE-64P64</a>
<a href="#">SCE-72XM7818</a>	\$4,542.00	72.00 x 77.75 x 19.07 [1829 x 1975 x 484]	<a href="#">PDF</a>	<a href="#">SCE-64P76</a>
<a href="#">SCE-72XM7824</a>	\$4,868.00	72.00 x 77.75 x 25.07 [1829 x 1975 x 637]	<a href="#">PDF</a>	<a href="#">SCE-64P76</a>
<a href="#">SCE-84XM7818</a>	\$5,042.00	84.00 x 77.75 x 19.07 [2134 x 1975 x 484]	<a href="#">PDF</a>	<a href="#">SCE-76P76</a>
<a href="#">SCE-84XM7824</a>	\$5,105.00	84.00 x 77.75 x 25.07 [2134 x 1975 x 637]	<a href="#">PDF</a>	<a href="#">SCE-76P76</a>
<a href="#">SCE-90XM7818</a>	\$5,576.00	90.00 x 77.75 x 19.07 [2286 x 1975 x 484]	<a href="#">PDF</a>	<a href="#">SCE-82P76</a>
<a href="#">SCE-90XM7824</a>	\$5,842.00	90.00 x 77.75 x 25.07 [2286 x 1975 x 637]	<a href="#">PDF</a>	<a href="#">SCE-82P76</a>

Note: Dimensions in inches [millimeters].

## Two-Door with Galvanized Subpanel

Part Number	Price	Size HxWxD	Drawing Link	Included Subpanel
<a href="#">SCE-72XM5418G</a>	\$3,682.00	72.00 x 53.75 x 19.07 [1829 x 1365 x 484]	<a href="#">PDF</a>	<a href="#">SCE-64P52GALV</a>
<a href="#">SCE-72XM6618G</a>	\$4,247.00	72.00 x 65.75 x 19.07 [1829 x 1670 x 484]	<a href="#">PDF</a>	<a href="#">SCE-64P64GALV</a>
<a href="#">SCE-72XM7818G</a>	\$4,696.00	72.00 x 77.75 x 19.07 [1829 x 1975 x 484]	<a href="#">PDF</a>	<a href="#">SCE-64P76GALV</a>
<a href="#">SCE-72XM7824G</a>	\$5,022.00	72.00 x 77.75 x 25.07 [1829 x 1975 x 637]	<a href="#">PDF</a>	<a href="#">SCE-64P76GALV</a>
<a href="#">SCE-84XM7818G</a>	\$5,189.00	84.00 x 77.75 x 19.07 [2134 x 1975 x 484]	<a href="#">PDF</a>	<a href="#">SCE-76P76GALV</a>
<a href="#">SCE-84XM7824G</a>	\$5,285.00	84.00 x 77.75 x 25.07 [2134 x 1975 x 637]	<a href="#">PDF</a>	<a href="#">SCE-76P76GALV</a>
<a href="#">SCE-90XM7818G</a>	\$5,758.00	90.00 x 77.75 x 19.07 [2286 x 1975 x 484]	<a href="#">PDF</a>	<a href="#">SCE-82P76GALV</a>
<a href="#">SCE-90XM7824G</a>	\$6,023.00	90.00 x 77.75 x 25.07 [2286 x 1975 x 637]	<a href="#">PDF</a>	<a href="#">SCE-82P76GALV</a>

Note: Dimensions in inches [millimeters].



# NEMA 3R, 4, 12, and 13 Heavy Duty Freestanding Disconnect with 3-Point Handle



Your Enclosure Source®



## Shipping Schedule

Same day 1 - 15 days

Color indicates shipping lead time in business days.

## Three-Door with Powder Coated Subpanel

Part Number	Price	Size HxWxD	Drawing Link	Included Subpanel 1	Included Subpanel 2
<a href="#">SCE-72XM3EQ18</a>	\$6,002.00	72.00 x 99.50 x 19.07 [1829 x 2527 x 484]	<a href="#">PDF</a>	<a href="#">SCE-64P64</a>	<a href="#">SCE-64P31</a>
<a href="#">SCE-72XM3EW18</a>	\$6,725.00	72.00 x 117.50 x 19.07 [1829 x 2985 x 484]	<a href="#">PDF</a>	<a href="#">SCE-64P76</a>	<a href="#">SCE-64P37</a>
<a href="#">SCE-84XM3EW18</a>	\$7,470.00	84.00 x 117.50 x 19.07 [2134 x 2985 x 484]	<a href="#">PDF</a>	<a href="#">SCE-76P76</a>	<a href="#">SCE-76P37</a>
<a href="#">SCE-84XM3EW24</a>	\$7,555.00	84.00 x 117.50 x 25.07 [2134 x 2985 x 637]	<a href="#">PDF</a>	<a href="#">SCE-76P76</a>	<a href="#">SCE-76P37</a>
<a href="#">SCE-90XM3EW24</a>	\$8,306.00	90.00 x 117.50 x 25.07 [2286 x 2985 x 637]	<a href="#">PDF</a>	<a href="#">SCE-82P76</a>	<a href="#">SCE-82P37</a>

Note: Dimensions in inches [millimeters].

## Three-Door with Galvanized Subpanel

Part Number	Price	Size HxWxD	Drawing Link	Included Subpanel 1	Included Subpanel 2
<a href="#">SCE-72XM3EQ18G</a>	\$6,180.00	72.00 x 99.50 x 19.07 [1829 x 2527 x 484]	<a href="#">PDF</a>	<a href="#">SCE-64P64GALV</a>	<a href="#">SCE-64P31GALV</a>
<a href="#">SCE-72XM3EW18G</a>	\$6,930.00	72.00 x 117.50 x 19.07 [1829 x 2985 x 484]	<a href="#">PDF</a>	<a href="#">SCE-64P76GALV</a>	<a href="#">SCE-64P37GALV</a>
<a href="#">SCE-84XM3EW18G</a>	\$7,719.00	84.00 x 117.50 x 19.07 [2134 x 2985 x 484]	<a href="#">PDF</a>	<a href="#">SCE-76P76GALV</a>	<a href="#">SCE-76P37GALV</a>
<a href="#">SCE-84XM3EW24G</a>	\$7,804.00	84.00 x 117.50 x 25.07 [2134 x 2985 x 637]	<a href="#">PDF</a>	<a href="#">SCE-76P76GALV</a>	<a href="#">SCE-76P37GALV</a>
<a href="#">SCE-90XM3EW24G</a>	\$8,563.00	90.00 x 117.50 x 25.07 [2286 x 2985 x 637]	<a href="#">PDF</a>	<a href="#">SCE-82P76GALV*</a>	<a href="#">SCE-82P37GALV</a>

Note: Dimensions in inches [millimeters].

\* Two of this subpanel part included.



# NEMA 3R, 4, 12, and 13 Heavy Duty Freestanding Disconnect with 3-Point Handle



Your Enclosure Source®



## Shipping Schedule

Same day	1 - 15 days
----------	-------------

Color indicates shipping lead time in business days.

## Four-Door with Powder Coated Subpanel

Part Number	Price	Size HxWxD	Drawing Link	Included Subpanels
<a href="#"><u>SCE-84XM4EW18</u></a>	Retired	84.00 x 157.50 x 19.07 [2134 x 4001 x 484]	<a href="#"><u>PDF</u></a>	<a href="#"><u>SCE-76P76*</u></a>
<a href="#"><u>SCE-84XM4EW24</u></a>	Retired	84.00 x 157.50 x 25.07 [2134 x 4001 x 637]	<a href="#"><u>PDF</u></a>	<a href="#"><u>SCE-76P76*</u></a>
<a href="#"><u>SCE-90XM4EW18</u></a>	Retired	90.00 x 157.50 x 19.07 [2286 x 4001 x 484]	<a href="#"><u>PDF</u></a>	<a href="#"><u>SCE-82P76*</u></a>
<a href="#"><u>SCE-90XM4EW24</u></a>	Retired	90.00 x 157.50 x 25.07 [2286 x 4001 x 637]	<a href="#"><u>PDF</u></a>	<a href="#"><u>SCE-82P76*</u></a>

Note: Dimensions in inches [millimeters].

\* Two of this subpanel part included.

## Four-Door with Galvanized Subpanel

Part Number	Price	Size HxWxD	Drawing Link	Included Subpanels
<a href="#"><u>SCE-84XM4EW18G</u></a>	Retired	84.00 x 157.50 x 19.07 [2134 x 4001 x 484]	<a href="#"><u>PDF</u></a>	<a href="#"><u>SCE-76P76GALV*</u></a>
<a href="#"><u>SCE-84XM4EW24G</u></a>	Retired	84.00 x 157.50 x 25.07 [2134 x 4001 x 637]	<a href="#"><u>PDF</u></a>	<a href="#"><u>SCE-76P76GALV*</u></a>
<a href="#"><u>SCE-90XM4EW18G</u></a>	Retired	90.00 x 157.50 x 19.07 [2286 x 4001 x 484]	<a href="#"><u>PDF</u></a>	<a href="#"><u>SCE-82P76GALV*</u></a>
<a href="#"><u>SCE-90XM4EW24G</u></a>	Retired	90.00 x 157.50 x 25.07 [2286 x 4001 x 637]	<a href="#"><u>PDF</u></a>	<a href="#"><u>SCE-82P76GALV*</u></a>

Note: Dimensions in inches [millimeters].

\* Two of this subpanel part included.

# NEMA 3R, 4, 12, and 13 Heavy Duty Freestanding Disconnect with 3-Point Handle



Your Enclosure Source®



## Shipping Schedule

Same day

1 - 15 days

Color indicates shipping lead time in business days.

## Five-Door with Powder Coated Subpanel

Part Number	Price	Size HxWxD	Drawing Link	Included Subpanel 1	Included Subpanel 2
<a href="#"><u>SCE-84XM5EW18</u></a>	Retired	84.00 x 196.75 x 19.07 [2134 x 4997 x 484]	<a href="#"><u>PDF</u></a>	<a href="#"><u>SCE-76P76*</u></a>	<a href="#"><u>SCE-76P37</u></a>
<a href="#"><u>SCE-90XM5EW18</u></a>	Retired	90.00 x 196.75 x 19.07 [2286 x 4997 x 484]	<a href="#"><u>PDF</u></a>	<a href="#"><u>SCE-82P76*</u></a>	<a href="#"><u>SCE-82P37</u></a>
<a href="#"><u>SCE-84XM5EW24</u></a>	Retired	84.00 x 196.75 x 25.07 [2134 x 4997 x 637]	<a href="#"><u>PDF</u></a>	<a href="#"><u>SCE-76P76*</u></a>	<a href="#"><u>SCE-76P37</u></a>
<a href="#"><u>SCE-90XM5EW24</u></a>	Retired	90.00 x 196.75 x 25.07 [2286 x 4997 x 637]	<a href="#"><u>PDF</u></a>	<a href="#"><u>SCE-82P76*</u></a>	<a href="#"><u>SCE-82P37</u></a>

Note: Dimensions in inches [millimeters].

\* Two of this subpanel part included.

## Five-Door with Galvanized Subpanel

Part Number	Price	Size HxWxD	Drawing Link	Included Subpanel 1	Included Subpanel 2
<a href="#"><u>SCE-84XM5EW18G</u></a>	Retired	84.00 x 196.75 x 19.07 [2134 x 4997 x 484]	<a href="#"><u>PDF</u></a>	<a href="#"><u>SCE-76P76GALV*</u></a>	<a href="#"><u>SCE-76P37GALV</u></a>
<a href="#"><u>SCE-90XM5EW18G</u></a>	Retired	90.00 x 196.75 x 19.07 [2286 x 4997 x 484]	<a href="#"><u>PDF</u></a>	<a href="#"><u>SCE-76P76GALV*</u></a>	<a href="#"><u>SCE-76P37GALV</u></a>
<a href="#"><u>SCE-84XM5EW24G</u></a>	Retired	84.00 x 196.75 x 25.07 [2134 x 4997 x 637]	<a href="#"><u>PDF</u></a>	<a href="#"><u>SCE-82P76GALV*</u></a>	<a href="#"><u>SCE-82P37GALV</u></a>
<a href="#"><u>SCE-90XM5EW24G</u></a>	Retired	90.00 x 196.75 x 25.07 [2286 x 4997 x 637]	<a href="#"><u>PDF</u></a>	<a href="#"><u>SCE-82P76GALV*</u></a>	<a href="#"><u>SCE-82P37GALV</u></a>

Note: Dimensions in inches [millimeters].

\* Two of this subpanel part included.

# NEMA 3R, 4, 12, and 13 Heavy Duty Freestanding Disconnect with 3-Point Handle



Your Enclosure Source®



## Shipping Schedule

Same day

1 - 15 days

Color indicates shipping lead time in business days.

## Six-Door with Powder Coated Subpanel

Part Number	Price	Size HxWxD	Drawing Link	Included Subpanels
<a href="#">SCE-84XM6EW24</a>	Retired	84.00 x 235.00 x 25.07 [2134 x 5969 x 637]	<a href="#">PDF</a>	<a href="#">SCE-76P76**</a>
<a href="#">SCE-90XM6EW24</a>	Retired	90.00 x 235.00 x 25.07 [2286 x 5969 x 637]	<a href="#">PDF</a>	<a href="#">SCE-82P76**</a>

Note: Dimensions in inches [millimeters].

\*\* Three of this subpanel part included.

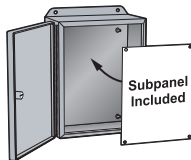
## Six-Door with Galvannized Subpanel

Part Number	Price	Size HxWxD	Drawing Link	Included Subpanels
<a href="#">SCE-84XM6EW24G</a>	Retired	84.00 x 235.00 x 25.07 [2134 x 5969 x 637]	<a href="#">PDF</a>	<a href="#">SCE-76P76GALV*</a>
<a href="#">SCE-90XM6EW24G</a>	Retired	90.00 x 235.00 x 25.07 [2286 x 5969 x 637]	<a href="#">PDF</a>	<a href="#">SCE-82P76GALV*</a>

Note: Dimensions in inches [millimeters].

\*\* Three of this subpanel part included.

# Heavy Duty Freestanding Enclosures with External Disconnect



## Applications

Designed to house the main power supply in external enclosure on the right side of main enclosure, keeping the live side of the power supply separate from the primary electrical equipment. Provides protection from dirt, dust, oil and water and can house most standard type disconnects.

## Construction

- 1/8 in [3mm]
- Seams continuously welded and ground smooth
- Flange trough collar around all sides of door opening
- Body stiffeners are provided in large enclosures for extra rigidity.
- Heavy duty lifting eyes anchor into the reinforced top.
- Removable center posts permit easy subpanel installation.
- Concealed hinges
- Black zinc diecast coinproof/padlocking handle on main door with black zinc diecast padlocking handle on slave doors
- 3-point latching mechanism
- Large, removable print pockets
- Poured-in-place oil- and water-resistant gasket
- Removable subpanels mount on collar studs
- Defeater on master door requires a screwdriver to open.
- Mechanical interlock activated by the External Disconnect prevents main door of the enclosure from closing unless the EXD enclosure is first closed.
- Mechanical interlock activated by master door prevents slave doors from being opened first.
- The doors can be closed in any order.
- Hole plugs are provided to seal holes in bottom of enclosure.
- Ground stud on door and body
- Provisions for light kit

## Finish


- ANSI 61 gray powder coated inside and out
- Included subpanels are powder coated white, or galvanized steel for part numbers ending in G.

## Listings

- NEMA Type 3R, 12, and 13
- cULus Listed Type 3R and 12 [File E69392]
- IEC 60529 IP55



# Heavy Duty Single-Door Freestanding Enclosures with External Disconnect



## Shipping Schedule

Same day	1 - 15 days
----------	-------------

Color indicates shipping lead time in business days.

## Single-Door with Powder Coated Subpanel

Part Number	Price	Size HxWxD	Drawing Link	Included Subpanel
<a href="#">SCE-72XD2818</a>	\$3,558.00	72.00 x 27.50 x 19.07 [1829 x 699 x 484]	<a href="#">PDF</a>	<a href="#">SCE-64P25</a>
<a href="#">SCE-72XD3418</a>	\$3,781.00	72.00 x 33.50 x 19.07 [1829 x 851 x 484]	<a href="#">PDF</a>	<a href="#">SCE-64P31</a>
<a href="#">SCE-72XD4018</a>	\$4,005.00	72.00 x 39.50 x 19.07 [1829 x 1003 x 484]	<a href="#">PDF</a>	<a href="#">SCE-64P37</a>
<a href="#">SCE-84XD4018</a>	\$4,285.00	84.00 x 39.50 x 19.07 [2134 x 1003 x 484]	<a href="#">PDF</a>	<a href="#">SCE-76P37</a>
<a href="#">SCE-90XD4018</a>	\$4,676.00	90.00 x 39.50 x 19.07 [2286 x 1003 x 484]	<a href="#">PDF</a>	<a href="#">SCE-82P37</a>

Note: Dimensions in inches [millimeters].

## Single-Door with Galvanized Subpanel

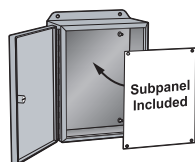
Part Number	Price	Size HxWxD	Drawing Link	Included Subpanel
<a href="#">SCE-72XD2818G</a>	\$3,592.00	72.00 x 27.50 x 19.07 [1829 x 699 x 484]	<a href="#">PDF</a>	<a href="#">SCE-64P25GALV</a>
<a href="#">SCE-72XD3418G</a>	\$3,855.00	72.00 x 33.50 x 19.07 [1829 x 851 x 484]	<a href="#">PDF</a>	<a href="#">SCE-64P31GALV</a>
<a href="#">SCE-72XD4018G</a>	\$4,044.00	72.00 x 39.50 x 19.07 [1829 x 1003 x 484]	<a href="#">PDF</a>	<a href="#">SCE-64P37GALV</a>
<a href="#">SCE-84XD4018G</a>	\$4,340.00	84.00 x 39.50 x 19.07 [2134 x 1003 x 484]	<a href="#">PDF</a>	<a href="#">SCE-76P37GALV</a>
<a href="#">SCE-90XD4018G</a>	\$4,730.00	90.00 x 39.50 x 19.07 [2286 x 1003 x 484]	<a href="#">PDF</a>	<a href="#">SCE-82P37GALV</a>

Note: Dimensions in inches [millimeters].

# Heavy Duty Two-Door Freestanding Enclosures with External Disconnect



Your Enclosure Source®



## Shipping Schedule

Same day 1 - 15 days

Color indicates shipping lead time in business days.

## Two-Door with Powder Coated Subpanel

Part Number	Price	Size HxWxD	Drawing Link	Included Subpanel
<a href="#">SCE-72XD5418</a>	\$5,117.00	72.00 x 53.75 x 19.07 [1829 x 1365 x 484]	<a href="#">PDF</a>	<a href="#">SCE-64P52</a>
<a href="#">SCE-72XD6618</a>	\$5,577.00	72.00 x 65.75 x 19.07 [1829 x 1670 x 484]	<a href="#">PDF</a>	<a href="#">SCE-64P64</a>
<a href="#">SCE-72XD7818</a>	\$6,283.00	72.00 x 77.75 x 19.07 [1829 x 1975 x 484]	<a href="#">PDF</a>	<a href="#">SCE-64P76</a>
<a href="#">SCE-84XD7818</a>	\$6,782.00	84.00 x 77.75 x 19.07 [2134 x 1975 x 484]	<a href="#">PDF</a>	<a href="#">SCE-76P76</a>
<a href="#">SCE-90XD7818</a>	\$7,316.00	90.00 x 77.75 x 19.07 [2286 x 1975 x 484]	<a href="#">PDF</a>	<a href="#">SCE-82P76</a>


Note: Dimensions in inches [millimeters].

## Two-Door with Galvanized Subpanel

Part Number	Price	Size HxWxD	Drawing Link	Included Subpanel
<a href="#">SCE-72XD5418G</a>	\$5,175.00	72.00 x 53.75 x 19.07 [1829 x 1365 x 484]	<a href="#">PDF</a>	<a href="#">SCE-64P52GALV</a>
<a href="#">SCE-72XD6618G</a>	\$5,740.00	72.00 x 65.75 x 19.07 [1829 x 1670 x 484]	<a href="#">PDF</a>	<a href="#">SCE-64P64GALV</a>
<a href="#">SCE-72XD7818G</a>	\$6,436.00	72.00 x 77.75 x 19.07 [1829 x 1975 x 484]	<a href="#">PDF</a>	<a href="#">SCE-64P76GALV</a>
<a href="#">SCE-84XD7818G</a>	\$6,929.00	84.00 x 77.75 x 19.07 [2134 x 1975 x 484]	<a href="#">PDF</a>	<a href="#">SCE-76P76GALV</a>
<a href="#">SCE-90XD7818G</a>	\$7,498.00	90.00 x 77.75 x 19.07 [2286 x 1975 x 484]	<a href="#">PDF</a>	<a href="#">SCE-82P76GALV</a>

Note: Dimensions in inches [millimeters].

# Heavy Duty Three-Door Freestanding Enclosures with External Disconnect



## Shipping Schedule

Same day 1 - 15 days

Color indicates shipping lead time in business days.

## Three-Door with Powder Coated Subpanel

Part Number	Price	Size HxWxD	Drawing Link	Included Subpanel 1	Included Subpanel 2
<a href="#"><u>SCE-72XD3EQ18</u></a>	\$7,585.00	72.00 x 99.50 x 19.07 [1829 x 2527 x 484]	<a href="#"><u>PDF</u></a>	<a href="#"><u>SCE-64P64*</u></a>	<a href="#"><u>SCE-64P31</u></a>
<a href="#"><u>SCE-72XD3EW18</u></a>	\$8,307.00	72.00 x 117.50 x 19.07 [1829 x 2985 x 484]	<a href="#"><u>PDF</u></a>	<a href="#"><u>SCE-64P76*</u></a>	<a href="#"><u>SCE-64P37</u></a>
<a href="#"><u>SCE-84XD3EW18</u></a>	\$9,052.00	84.00 x 117.50 x 19.07 [2134 x 2985 x 484]	<a href="#"><u>PDF</u></a>	<a href="#"><u>SCE-76P76*</u></a>	<a href="#"><u>SCE-76P37</u></a>

Note: Dimensions in inches [millimeters].

\* Two of this subpanel part included.

## Three-Door with Galvanized Subpanel

Part Number	Price	Size HxWxD	Drawing Link	Included Subpanel 1	Included Subpanel 2
<a href="#"><u>SCE-72XD3EQ18G</u></a>	\$7,762.00	72.00 x 99.50 x 19.07 [1829 x 2527 x 484]	<a href="#"><u>PDF</u></a>	<a href="#"><u>SCE-64P31GALV*</u></a>	<a href="#"><u>SCE-64P64GALV</u></a>
<a href="#"><u>SCE-72XD3EW18G</u></a>	\$8,513.00	72.00 x 117.50 x 19.07 [1829 x 2985 x 484]	<a href="#"><u>PDF</u></a>	<a href="#"><u>SCE-76P37GALV*</u></a>	<a href="#"><u>SCE-76P76GALV</u></a>
<a href="#"><u>SCE-84XD3EW18G</u></a>	\$9,301.00	84.00 x 117.50 x 19.07 [2134 x 2985 x 484]	<a href="#"><u>PDF</u></a>	<a href="#"><u>SCE-64P37GALV*</u></a>	<a href="#"><u>SCE-64P76GALV</u></a>


Note: Dimensions in inches [millimeters].

\* Two of this subpanel part included.

# Heavy Duty Four-Door Freestanding Enclosure with External Disconnect



Your Enclosure Source®



## Shipping Schedule

Same day 1 - 15 days

Color indicates shipping lead time in business days.

## Four-Door with Powder Coated Subpanel

Part Number	Price	Size HxWxD	Drawing Link	Included Subpanels
<a href="#">SCE-84XD4EW18</a>	Retired	84.00 x 157.50 x 19.07 [2134 x 4001 x 484]	<a href="#">PDF</a>	<a href="#">SCE-76P76*</a>
<a href="#">SCE-90XD4EW18</a>	Retired	90.00 x 157.50 x 19.07 [2286 x 4001 x 484]	<a href="#">PDF</a>	<a href="#">SCE-82P76*</a>

Note: Dimensions in inches [millimeters].

\* Two of this subpanel part included.

## Four-Door with Galvanized Subpanel

Part Number	Price	Size HxWxD	Drawing Link	Included Subpanels
<a href="#">SCE-84XD4EW18G</a>	Retired	84.00 x 157.50 x 19.07 [2134 x 4001 x 484]	<a href="#">PDF</a>	<a href="#">SCE-76P76GALV*</a>
<a href="#">SCE-90XD4EW18G</a>	Retired	90.00 x 157.50 x 19.07 [2286 x 4001 x 484]	<a href="#">PDF</a>	<a href="#">SCE-82P76GALV*</a>

Note: Dimensions in inches [millimeters].

\* Two of this subpanel part included.



# Heavy Duty Five-Door Freestanding Enclosure with External Disconnect



Your Enclosure Source®



## Shipping Schedule

Same day

1 - 15 days

Color indicates shipping lead time in business days.

## Five-Door with Powder Coated Subpanel

Part Number	Price	Size HxWxD	Drawing Link	Included Subpanel 1	Included Subpanel 2
<a href="#"><u>SCE-84XD5EW18</u></a>	Retired	84.00 x 196.75 x 19.05 [2134 x 4997 x 484]	<a href="#"><u>PDF</u></a>	<a href="#"><u>SCE-76P76</u></a>	<a href="#"><u>SCE-76P37</u></a>
<a href="#"><u>SCE-90XD5EW18</u></a>	Retired	90.00 x 196.75 x 19.05 [2286 x 4997 x 484]	<a href="#"><u>PDF</u></a>	<a href="#"><u>SCE-82P76</u></a>	<a href="#"><u>SCE-82P37</u></a>

Note: Dimensions in inches [millimeters].

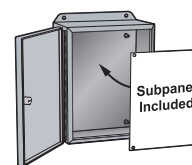
## Five-Door with Galvanized Subpanel

Part Number	Price	Size HxWxD	Drawing Link	Included Subpanel 1	Included Subpanel 2
<a href="#"><u>SCE-84XD5EW18G</u></a>	Retired	84.00 x 196.75 x 19.05 [2134 x 4997 x 484]	<a href="#"><u>PDF</u></a>	<a href="#"><u>SCE-82P37GALV*</u></a>	<a href="#"><u>SCE-82P76GALV</u></a>
<a href="#"><u>SCE-90XD5EW18G</u></a>	Retired	90.00 x 196.75 x 19.05 [2286 x 4997 x 484]	<a href="#"><u>PDF</u></a>	<a href="#"><u>SCE-76P37GALV*</u></a>	<a href="#"><u>SCE-76P76GALV</u></a>

Note: Dimensions in inches [millimeters].

\* Two of this subpanel part included.

# Heavy Duty Six-Door Freestanding Enclosure with External Disconnect



## Shipping Schedule

Same day

1 - 15 days

Color indicates shipping lead time in business days.

## Six-Door with Powder Coated Subpanel

Part Number	Price	Size HxWxD	Drawing Link	Included Subpanels
<a href="#"><u>SCE-84XD6EW18</u></a>	Retired	84.00 x 235.00 x 19.05 [2134 x 5969 x 484]	<a href="#"><u>PDF</u></a>	<a href="#"><u>SCE-76P76**</u></a>
<a href="#"><u>SCE-90XD6EW18</u></a>	Retired	90.00 x 252.00 x 19.05 [2286 x 6401 x 484]	<a href="#"><u>PDF</u></a>	<a href="#"><u>SCE-82P76**</u></a>

Note: Dimensions in inches [millimeters].

\*\* Three of this subpanel part included.

## Six-Door with Galvannized Subpanel

Part Number	Price	Size HxWxD	Drawing Link	Included Subpanels
<a href="#"><u>SCE-84XD6EW18G</u></a>	Retired	84.00 x 252.00 x 19.05 [2134 x 6401 x 484]	<a href="#"><u>PDF</u></a>	<a href="#"><u>SCE-76P76GALV**</u></a>
<a href="#"><u>SCE-90XD6EW18G</u></a>	Retired	90.00 x 252.00 x 19.05 [2286 x 6401 x 484]	<a href="#"><u>PDF</u></a>	<a href="#"><u>SCE-82P76GALV**</u></a>

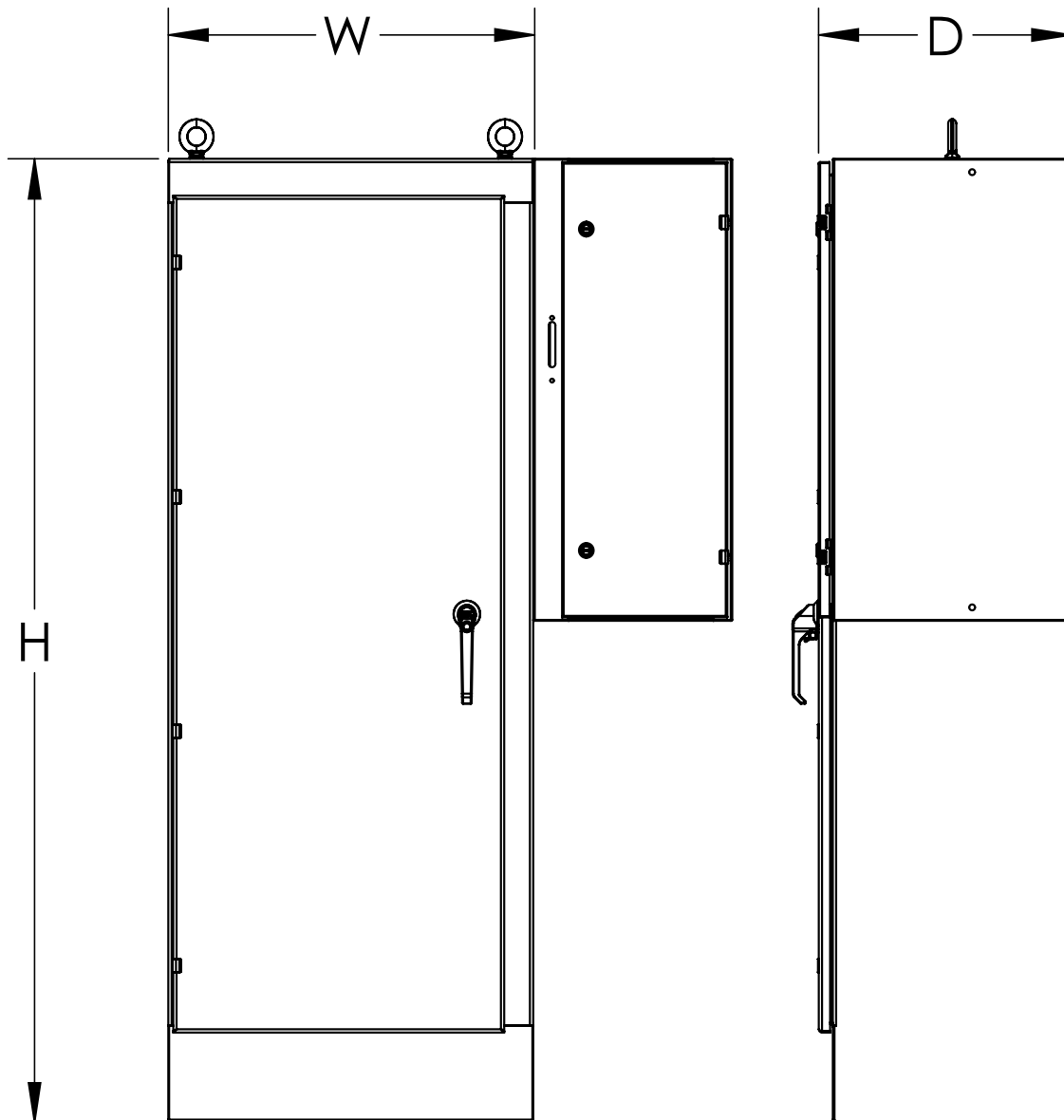
Note: Dimensions in inches [millimeters].

\*\* Three of this subpanel part included.

# Heavy Duty Freestanding Enclosures with External Disconnect



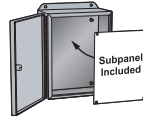
## Dimensions



# Heavy Duty Freestanding Enclosure with External Rotary Disconnect



Your Enclosure Source®



## Applications

Designed to house the main power supply in external enclosure on the right side of main enclosure, keeping the live side of the power supply separate from the primary electrical equipment. Provision for Compact Fusible Disconnect with Rotary handle Disconnect 30 to 200 amp Allen-Bradley 194R, Square D GS2, Eaton/Bussmann R9, Siemens CFS models and Socomec Fuserbloc models. Provides protection from dirt, dust, oil and water and can house.

## Finish

- ANSI 61 gray powder coated inside and out
- Optional subpanels are powder coated white.

## Listings

- NEMA Type 3R, 12, and 13
- cULus Listed Type 3R and 12 [File E69392]
- IEC 60529 IP55



## Construction

- 1/8 in [3mm]
- Seams continuously welded and ground smooth
- Flange trough collar around all sides of door opening
- Body stiffeners are provided in large enclosures for extra rigidity.
- Heavy duty lifting eyes anchor into the reinforced top.
- Removable center posts permit easy subpanel installation.
- Concealed hinges
- Black zinc diecast padlocking handles
- 3-point latching mechanism
- Large, removable print pockets
- Poured-in-place oil- and water-resistant gasket
- Removable panels mount on collar studs.
- Defeater on master door requires a screwdriver to open.
- Mechanical interlock activated by the External Disconnect prevents main door of the enclosure from closing unless the EXD enclosure is first closed.
- Mechanical interlock activated by master door prevents slave doors from being opened first.
- The doors can be closed in any order.
- Hole plugs are provided to seal holes in bottom of enclosure.
- Ground stud on door and body
- Provisions for light kit
- Provision Compact Fusible Disconnect with Rotary handle Disconnect 30 to 200 amp Allen-Bradley 194R, Square D GS2, Eaton/Bussmann R9, Siemens CFS models and Socomec Fuserbloc models

# Heavy Duty Freestanding Enclosure with External Rotary Disconnect



## Shipping Schedule

Same day	1 - 15 days
----------	-------------

Color indicates shipping lead time in business days.

## Single-Door with Powder Coated Subpanel

Part Number	Price	Size HxWxD	Drawing Link	Included Subpanel
<a href="#"><u>SCE-72XR2818</u></a>	\$3,558.00	72.00 x 27.50 x 19.05 [1829 x 699 x 484]	<a href="#"><u>PDF</u></a>	<a href="#"><u>SCE-64P25</u></a>
<a href="#"><u>SCE-72XR3418</u></a>	\$3,781.00	72.00 x 33.50 x 19.05 [1829 x 851 x 484]	<a href="#"><u>PDF</u></a>	<a href="#"><u>SCE-64P31</u></a>
<a href="#"><u>SCE-72XR4018</u></a>	\$4,005.00	72.00 x 39.50 x 19.05 [1829 x 1003 x 484]	<a href="#"><u>PDF</u></a>	<a href="#"><u>SCE-64P37</u></a>
<a href="#"><u>SCE-84XR4018</u></a>	\$4,285.00	84.00 x 39.50 x 19.05 [2134 x 1003 x 484]	<a href="#"><u>PDF</u></a>	<a href="#"><u>SCE-76P37</u></a>
<a href="#"><u>SCE-90XR4018</u></a>	\$4,676.00	90.00 x 39.50 x 19.05 [2286 x 1003 x 484]	<a href="#"><u>PDF</u></a>	<a href="#"><u>SCE-82P37</u></a>

Note: Dimensions in inches [millimeters].

## Single-Door with Galvanized Subpanel


Part Number	Price	Size HxWxD	Drawing Link	Included Subpanel
<a href="#"><u>SCE-72XR2818G</u></a>	\$3,592.00	72.00 x 27.50 x 19.05 [1829 x 699 x 484]	<a href="#"><u>PDF</u></a>	<a href="#"><u>SCE-64P25GALV</u></a>
<a href="#"><u>SCE-72XR3418G</u></a>	\$3,855.00	72.00 x 33.50 x 19.05 [1829 x 851 x 484]	<a href="#"><u>PDF</u></a>	<a href="#"><u>SCE-64P31GALV</u></a>
<a href="#"><u>SCE-72XR4018G</u></a>	\$4,044.00	72.00 x 39.50 x 19.05 [1829 x 1003 x 484]	<a href="#"><u>PDF</u></a>	<a href="#"><u>SCE-64P37GALV</u></a>
<a href="#"><u>SCE-84XR4018G</u></a>	\$4,340.00	84.00 x 39.50 x 19.05 [2134 x 1003 x 484]	<a href="#"><u>PDF</u></a>	<a href="#"><u>SCE-76P37GALV</u></a>
<a href="#"><u>SCE-90XR4018G</u></a>	\$4,737.00	90.00 x 39.50 x 19.05 [2286 x 1003 x 484]	<a href="#"><u>PDF</u></a>	<a href="#"><u>SCE-82P37GALV</u></a>

Note: Dimensions in inches [millimeters].

# Heavy Duty Two-Door Freestanding Enclosure with External Rotary Disconnect



Your Enclosure Source®



## Shipping Schedule

Same day

1 - 15 days

Color indicates shipping lead time in business days.

## Two-Door with Powder Coated Subpanel

Part Number	Price	Size HxWxD	Drawing Link	Included Subpanel
<a href="#"><u>SCE-72XR5418</u></a>	\$5,117.00	72.00 x 53.75 x 19.05 [1829 x 1365 x 484]	<a href="#"><u>PDF</u></a>	<a href="#"><u>SCE-64P52</u></a>
<a href="#"><u>SCE-72XR6618</u></a>	\$5,577.00	72.00 x 65.75 x 19.05 [1829 x 1670 x 484]	<a href="#"><u>PDF</u></a>	<a href="#"><u>SCE-64P64</u></a>
<a href="#"><u>SCE-72XR7818</u></a>	\$6,283.00	72.00 x 77.75 x 19.05 [1829 x 1975 x 484]	<a href="#"><u>PDF</u></a>	<a href="#"><u>SCE-64P76</u></a>
<a href="#"><u>SCE-84XR7818</u></a>	\$6,782.00	84.00 x 77.75 x 19.05 [2134 x 1975 x 484]	<a href="#"><u>PDF</u></a>	<a href="#"><u>SCE-76P76</u></a>
<a href="#"><u>SCE-90XR7818</u></a>	\$7,316.00	90.00 x 77.75 x 19.05 [2286 x 1975 x 484]	<a href="#"><u>PDF</u></a>	<a href="#"><u>SCE-82P76</u></a>

Note: Dimensions in inches [millimeters].

## Two-Door with Galvanized Subpanel

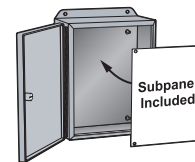
Part Number	Price	Size HxWxD	Drawing Link	Included Subpanel
<a href="#"><u>SCE-72XR5418G</u></a>	\$5,175.00	72.00 x 53.75 x 19.05 [1829 x 1365 x 484]	<a href="#"><u>PDF</u></a>	<a href="#"><u>SCE-64P52GALV</u></a>
<a href="#"><u>SCE-72XR6618G</u></a>	\$5,740.00	72.00 x 65.75 x 19.05 [1829 x 1670 x 484]	<a href="#"><u>PDF</u></a>	<a href="#"><u>SCE-64P64GALV</u></a>
<a href="#"><u>SCE-72XR7818G</u></a>	\$6,436.00	72.00 x 77.75 x 19.05 [1829 x 1975 x 484]	<a href="#"><u>PDF</u></a>	<a href="#"><u>SCE-64P76GALV</u></a>

Note: Dimensions in inches [millimeters].

# Heavy Duty Three-Door Freestanding Enclosure with External Rotary Disconnect



Your Enclosure Source®



## Shipping Schedule

Same day 1 - 15 days

Color indicates shipping lead time in business days.

## Three-Door with Powder Coated Subpanel

Part Number	Price	Size HxWxD	Drawing Link	Included Subpanel 1	Included Subpanel 2
<a href="#"><u>SCE-72XR3EQ18</u></a>	\$7,585.00	72.00 x 99.50 x 19.05 [1829 x 2527 x 484]	<a href="#"><u>PDF</u></a>	<a href="#"><u>SCE-64P64*</u></a>	<a href="#"><u>SCE-64P31</u></a>
<a href="#"><u>SCE-72XR3EW18</u></a>	\$8,307.00	72.00 x 117.50 x 19.05 [1829 x 2985 x 484]	<a href="#"><u>PDF</u></a>	<a href="#"><u>SCE-64P76*</u></a>	<a href="#"><u>SCE-64P31</u></a>
<a href="#"><u>SCE-84XR3EW18</u></a>	\$9,052.00	84.00 x 117.50 x 19.05 [2134 x 2985 x 484]	<a href="#"><u>PDF</u></a>	<a href="#"><u>SCE-76P76*</u></a>	<a href="#"><u>SCE-76P37</u></a>

Note: Dimensions in inches [millimeters].

\* Two of this subpanel part included.

## Three-Door with Galvanized Subpanel

Part Number	Price	Size HxWxD	Drawing Link	Included Subpanel 1	Included Subpanel 2
<a href="#"><u>SCE-72XR3EQ18G</u></a>	\$7,762.00	72.00 x 99.50 x 19.05 [1829 x 2527 x 484]	<a href="#"><u>PDF</u></a>	<a href="#"><u>SCE-64P31GALV*</u></a>	<a href="#"><u>SCE-64P64GALV</u></a>
<a href="#"><u>SCE-72XR3EW18G</u></a>	\$8,513.00	72.00 x 117.50 x 19.05 [1829 x 2985 x 484]	<a href="#"><u>PDF</u></a>	<a href="#"><u>SCE-76P37GALV*</u></a>	<a href="#"><u>SCE-76P76GALV</u></a>
<a href="#"><u>SCE-84XR3EW18G</u></a>	\$9,301.00	84.00 x 117.50 x 19.05 [2134 x 2985 x 484]	<a href="#"><u>PDF</u></a>	<a href="#"><u>SCE-64P31GALV*</u></a>	<a href="#"><u>SCE-64P76GALV</u></a>

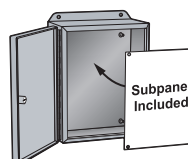
Note: Dimensions in inches [millimeters].

\* Two of this subpanel part included.

# Heavy Duty Four-Door Freestanding Enclosure with External Rotary Disconnect



Your Enclosure Source®



## Shipping Schedule

Same day 1 - 15 days

Color indicates shipping lead time in business days.

## Four-Door with Powder Coated Subpanel

Part Number	Price	Size HxWxD	Drawing Link	Included Subpanels
<a href="#"><u>SCE-84XR4EW18</u></a>	Retired	84.00 x 157.50 x 19.05 [2134 x 4001 x 484]	<a href="#"><u>PDF</u></a>	<a href="#"><u>SCE-76P76*</u></a>
<a href="#"><u>SCE-90XR4EW18</u></a>	Retired	90.00 x 157.50 x 19.05 [2286 x 4001 x 484]	<a href="#"><u>PDF</u></a>	<a href="#"><u>SCE-82P76*</u></a>

Note: Dimensions in inches [millimeters].

\* Two of this subpanel part included.

## Four-Door with Galvanized Subpanel

Part Number	Price	Size HxWxD	Drawing Link	Included Subpanels
<a href="#"><u>SCE-84XR4EW18G</u></a>	Retired	84.00 x 157.50 x 19.05 [2134 x 4001 x 484]	<a href="#"><u>PDF</u></a>	<a href="#"><u>SCE-76P76GALV*</u></a>
<a href="#"><u>SCE-90XR4EW18G</u></a>	Retired	90.00 x 157.50 x 19.05 [2286 x 4001 x 484]	<a href="#"><u>PDF</u></a>	<a href="#"><u>SCE-82P76GALV*</u></a>

Note: Dimensions in inches [millimeters].

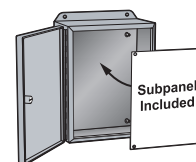
\* Two of this subpanel part included.



# Heavy Duty Five-Door Freestanding Enclosure with External Rotary Disconnect



Your Enclosure Source®



## Shipping Schedule

Same day	1 - 15 days
----------	-------------

Color indicates shipping lead time in business days.

## Five-Door with Powder Coated Subpanel

Part Number	Price	Size HxWxD	Drawing Link	Included Subpanel
<a href="#">SCE-84XR5EW18</a>	Retired	84.00 x 196.75 x 19.05 [2134 x 4997 x 484]	<a href="#">PDF</a>	<a href="#">SCE-76P76</a>
<a href="#">SCE-90XR5EW18</a>	Retired	90.00 x 196.75 x 19.05 [2286 x 4997 x 484]	<a href="#">PDF</a>	<a href="#">SCE-82P76</a>

Note: Dimensions in inches [millimeters].

## Five-Door with Galvanized Subpanel

Part Number	Price	Size HxWxD	Drawing Link	Included Subpanel 1	Included Subpanel 2
<a href="#">SCE-84XR5EW18G</a>	Retired	84.00 x 196.75 x 19.05 [2134 x 4997 x 484]	<a href="#">PDF</a>	<a href="#">SCE-82P76GALV*</a>	<a href="#">SCE-82P37GAVL</a>
<a href="#">SCE-90XR5EW18G</a>	Retired	90.00 x 196.75 x 19.05 [2286 x 4997 x 484]	<a href="#">PDF</a>	<a href="#">SCE-76P76GALV*</a>	<a href="#">SCE-76P37GALV</a>

Note: Dimensions in inches [millimeters].

\* Two of this subpanel part included.

# Heavy Duty Six-Door Freestanding Enclosure with External Rotary Disconnect



## Shipping Schedule

Same day

1 - 15 days

Color indicates shipping lead time in business days.

## Six-Door with Powder Coated Subpanel

Part Number	Price	Size HxWxD	Drawing Link	Included Subpanels
<a href="#"><u>SCE-84XR6EW18</u></a>	Retired	84.00 x 235.00 x 19.05 [2134 x 5969 x 484]	<a href="#"><u>PDF</u></a>	<a href="#"><u>SCE-76P76**</u></a>
<a href="#"><u>SCE-90XR6EW18</u></a>	Retired	90.00 x 252.00 x 19.05 [2286 x 6401 x 484]	<a href="#"><u>PDF</u></a>	<a href="#"><u>SCE-82P76**</u></a>

Note: Dimensions in inches [millimeters].

\*\* Three of this subpanel part included.

## Six-Door with Galvannized Subpanel

Part Number	Price	Size HxWxD	Drawing Link	Included Subpanels
<a href="#"><u>SCE-84XR6EW18G</u></a>	Retired	84.00 x 252.00 x 19.05 [2134 x 6401 x 484]	<a href="#"><u>PDF</u></a>	<a href="#"><u>SCE-76P76GALV**</u></a>
<a href="#"><u>SCE-90XR6EW18G</u></a>	Retired	90.00 x 252.00 x 19.05 [2286 x 6401 x 484]	<a href="#"><u>PDF</u></a>	<a href="#"><u>SCE-82P76GALV**</u></a>

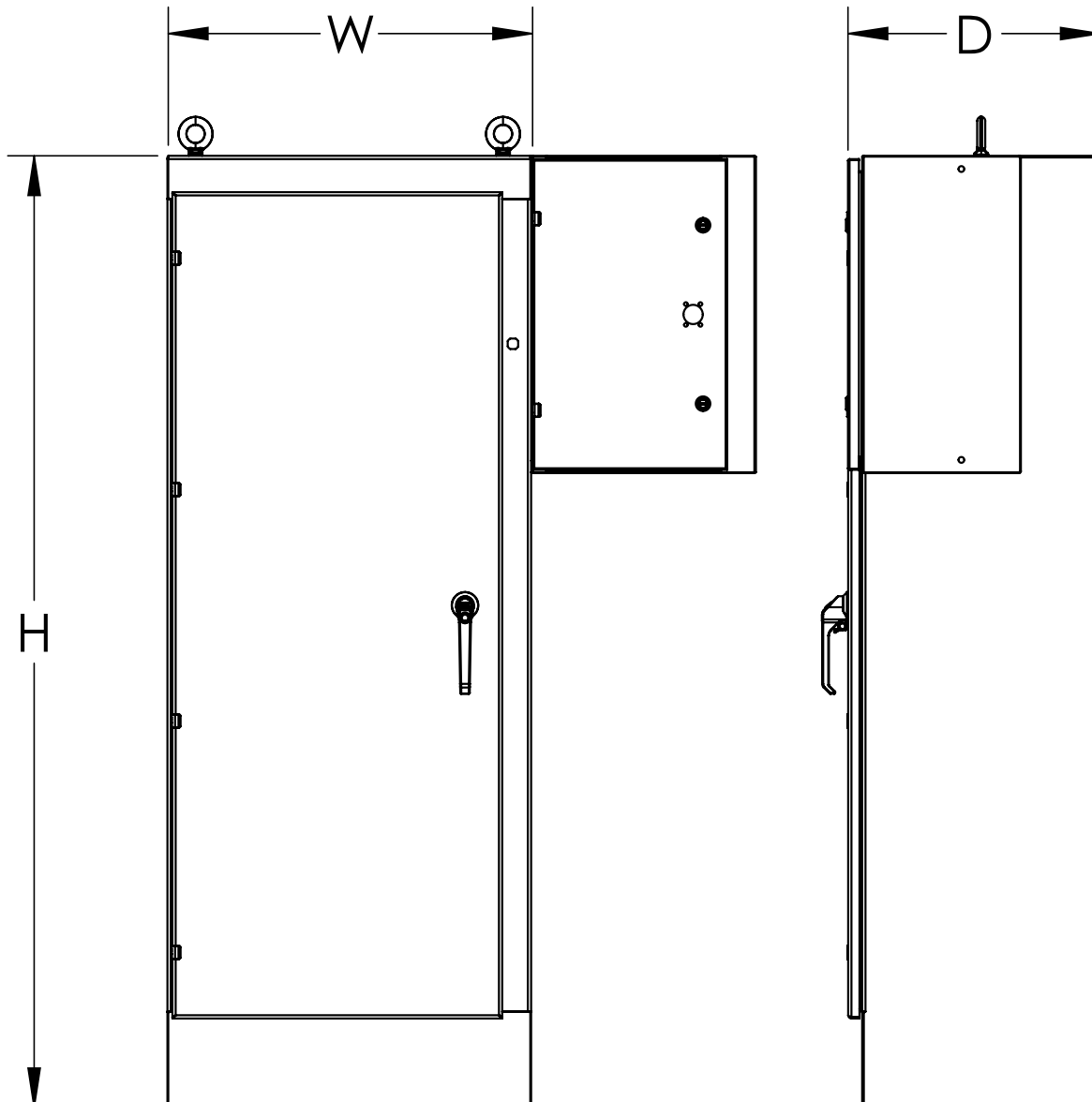
Note: Dimensions in inches [millimeters].

\*\* Three of this subpanel part included.

# Heavy Duty Freestanding Enclosure with External Rotary Disconnect



## Dimensions



# Disconnect Handle Applications for Stainless Steel Disconnect Enclosures



Designed to house the following available at [AutomationDirect.com](http://AutomationDirect.com)

- AutomationDirect.com NEMA 1/12 Flexible shaft handle for Molded Case Circuit Breakers (MCCBs). Series F\_SO\_C flex handle mechanisms are available in four sizes to actuate all AutomationDirect MCCBs from 15 amps up to 600 amps. **F0S03C, F0S06C, F1S03C, F1S06C, F3S03C, F3S06C, F4S04C, and F4S06C.**
- Socomec Disconnect switches with cable, flange-mounted cable operator and handles. Handles **37299002** and **37299003**, cable operator **37299903**, and cables **37299992** (3ft) or **37299993** (5ft).
- Fuji Electric NEMA 12 flexible shaft handle for Molded Case Circuit Breakers (MCCBs). Series BW9F flex handle mechanisms are available in four sizes to actuate all Fuji Electric MCCBs from 15 Amps to 800 Amps. **BW9F0CA-15A, BW9F0CA-20A, BW9F0GA-15A, BW9F0GA-20A, BW9F0HA-15A, BW9F0HA-20A, BW9F0JA-15A, and BW9F0JA-20A.**
- Gladiator Molded Case Circuit Breakers (MCCBs) flange mounted cable operator and handles. See Gladiator sections for handles and cable options. **GCBX1-FHC-N3R4-M, GCBX1-FHC-N4X-M, GCBX5-FHC-N3R4-M, and GCBX5-FHC-N4X-M**

Available at AutomationDirect.com				
Disconnect Enclosure Series	AutomationDirect F_SO_C Series	Socomec 37299002 and 37299003	Fuji BW9F Series	Gladiator GCBX
SCE- HS_SS_LP	✓	✓	✓	✓
SCE- XM_SS_	✓	✓	✓	✓
SCE- XM_EQ_SS_	✓	✓	✓	✓
SCE- XM_EW_SS_	✓	✓	✓	✓
SCE-XEL-SSST_	✓	✓	✓	✓

## Designed to house other brands

- Allen-Bradley** Bulletin 1494V and 140U disconnect switches with flange-mounted variable-depth operating mechanisms and Bulletin 1494V flange-mounted variable-depth operating mechanisms for circuit breakers. These enclosures will not accept Allen-Bradley Bulletin 1494F disconnect devices or Bulletin 1494D circuit breaker operators.
- ABB Controls** flange-mounted variable-depth operating mechanisms for disconnect switches and circuit breakers.
- Eaton / Cutler-Hammer** Type C361 flange-mounted variable depth.
- Eaton / Cutler-Hammer** Type C361 flange-mounted variable-depth operating mechanisms with disconnect switches and Type C371 flange-mounted variable depth operating mechanisms for circuit breakers; also Flex Shaft™ handle mechanisms for circuit breakers.
- General Electric** Type STDA flange handles and variable depth operating.
- General Electric** Type STDA flange handles and variable depth operating mechanisms for disconnect switches and circuit breakers; also Spectra Flex™ cable operators for circuit breakers.
- SIEMENS** I-T-E Max-Flex flange-mounted variable depth operating handle for disconnect switches and circuit breakers.
- Square D** Class 9422 disconnect switches with flange-mounted variable depth operating mechanisms or cable Industry Standards mechanisms and Class 9422 flange-mounted variable depth operating mechanisms or cable mechanisms for circuit breakers. These enclosures will not accept Square D Class 9422 bracket-mounted disconnect devices, Class 9422TG1, or TG2 devices.

Disconnect Enclosures Series	Other Brands						
	Square D 9422 Series	Allen-Bradley 1494F and 1494D Series	Allen-Bradley 1494V and 140U Series	ABB Controls	Eaton/ Cutler-Hammer C361 and C371 Series	General Electric STDA Series	Siemens I-T-E Max-Flex Series
SCE- HS_SS_LP	✓	✗	✓	✓	✓	✓	✓
SCE- XM_SS_	✓	✗	✓	✓	✓	✓	✓
SCE- XM_EQ_SS_	✓	✗	✓	✓	✓	✓	✓
SCE- XM_EW_SS_	✓	✗	✓	✓	✓	✓	✓
SCE-XEL-SSST_	✓	✗	✓	✓	✓	✓	✓

Note: For more detail on compatible disconnects, see the "Other Documents" section of the enclosure's item page.

# Enviroline Series NEMA 3R, 4, 4X, 12, and 13 Stainless Single-Door Wall-Mount Right-Flange Disconnect



*Your Enclosure Source®*



## Applications

Designed to house most standard disconnects. For outdoor applications a drip shield is recommended.

## Construction

- 14-gauge stainless steel Type 304 or 316L
- Seams continuously welded and ground smooth
- Flange trough collar around all sides of door opening
- Poured-in-place oil- and water-resistant gasket
- Collar studs provided for mounting optional subpanels
- Holes provided in body for mounting disconnect operating handle and operating mechanism.
- Stainless steel concealed hinges
- Doors are interchangeable and easily removed by pulling hinge pin.
- 3-point latching mechanism
- Latches are opened or closed with screwdriver (optional tamper-resistant inserts available).
- Mounting holes in back of enclosure
- Mounting hardware, sealing washers, and hole plugs are included.
- Black, 1/4-turn latches, as required
- Removable print pocket
- Ground studs on door and body
- Black zinc diecast coinproof/padlocking handle

Note: Disconnect switch (or circuit breaker) and operating mechanism are not furnished with this enclosure.

## Finish

- #4 brushed finish on all exterior surfaces
- Optional subpanels are powder coated white.

## Listings

- NEMA Type 3R, 4, 4X, 12, & 13
- cULus Listed Type 3R, 4, 4X, and 12 [File E69392]
- IEC 60529 IP66



# Enviroline Series NEMA 3R, 4, 4X, 12, and 13 Stainless Single-Door Wall-Mount Right-Flange Disconnect



Your Enclosure Source®

## Shipping Schedule

Same day 1 - 15 days

Color indicates shipping lead time in business days.

## Enviroline Series NEMA 3R, 4, 4X, 12, and 13 Stainless Steel Single-Door Wall-Mount Right-Flange Disconnect

304 Stainless Steel	Price	316L Stainless Steel	Price	Size HxWxD	Drawing Link	Optional Subpanel	Price
<a href="#">SCE-20XEL2108SSLP</a>	\$1,017.00	<a href="#">SCE-20XEL2108SS6LP</a>	\$1,255.00	20.00 x 21.38 x 9.10 [508 x 543 x 231]	<a href="#">PDF</a>	<a href="#">SCE-20P20</a>	\$49.00
<a href="#">SCE-24XEL2108SSLP</a>	\$1,108.00	<a href="#">SCE-24XEL2108SS6LP</a>	\$1,355.00	24.00 x 21.38 x 9.10 [610 x 543 x 231]	<a href="#">PDF</a>	<a href="#">SCE-24P20</a>	\$63.00
<a href="#">SCE-24XEL2508SSLP</a>	\$1,205.00	<a href="#">SCE-24XEL2508SS6LP</a>	\$1,487.00	24.00 x 25.38 x 9.10 [610 x 645 x 231]	<a href="#">PDF</a>	<a href="#">SCE-24P24</a>	\$74.00
<a href="#">SCE-24XEL2510SSLP</a>	\$1,289.00	<a href="#">SCE-24XEL2510SS6LP</a>	\$1,590.00	24.00 x 25.38 x 11.10 [610 x 645 x 282]	<a href="#">PDF</a>	<a href="#">SCE-24P24</a>	\$74.00
<a href="#">SCE-30XEL2508SSLP</a>	\$1,412.00	<a href="#">SCE-30XEL2508SS6LP</a>	\$1,742.00	30.00 x 25.38 x 9.10 [762 x 645 x 231]	<a href="#">PDF</a>	<a href="#">SCE-30P24</a>	\$88.00
<a href="#">SCE-30XEL2510SSLP</a>	\$1,539.00	<a href="#">SCE-30XEL2510SS6LP</a>	\$1,898.00	30.00 x 25.38 x 11.10 [762 x 645 x 282]	<a href="#">PDF</a>	<a href="#">SCE-30P24</a>	\$88.00
<a href="#">SCE-36XEL2508SSLP</a>	\$1,620.00	<a href="#">SCE-36XEL2508SS6LP</a>	\$1,998.00	36.00 x 25.38 x 9.10 [914 x 645 x 231]	<a href="#">PDF</a>	<a href="#">SCE-36P24</a>	\$105.00
<a href="#">SCE-36XEL3110SSLP</a>	\$1,906.00	<a href="#">SCE-36XEL3110SS6LP</a>	\$2,351.00	36.00 x 31.38 x 11.10 [914 x 797 x 282]	<a href="#">PDF</a>	<a href="#">SCE-36P30</a>	\$141.00
<a href="#">SCE-36XEL3112SSLP</a>	\$2,016.00	<a href="#">SCE-36XEL3112SS6LP</a>	\$2,486.00	36.00 x 31.38 x 13.10 [914 x 797 x 333]	<a href="#">PDF</a>	<a href="#">SCE-36P30</a>	\$141.00
<a href="#">SCE-42XEL3110SSLP</a>	\$2,171.00	<a href="#">SCE-42XEL3110SS6LP</a>	\$2,678.00	42.00 x 31.38 x 11.10 [1067 x 797 x 282]	<a href="#">PDF</a>	<a href="#">SCE-42P30</a>	\$162.00
<a href="#">SCE-42XEL3112SSLP</a>	\$2,292.00	<a href="#">SCE-42XEL3112SS6LP</a>	\$2,827.00	42.00 x 31.38 x 13.10 [1067 x 797 x 333]	<a href="#">PDF</a>	<a href="#">SCE-42P30</a>	\$162.00
<a href="#">SCE-42XEL3712SSLP</a>	\$2,490.00	<a href="#">SCE-42XEL3712SS6LP</a>	\$3,071.00	42.00 x 37.38 x 13.10 [1067 x 949 x 333]	<a href="#">PDF</a>	<a href="#">SCE-42P36</a>	\$190.00
<a href="#">SCE-42XEL3716SSLP</a>	\$2,786.00	<a href="#">SCE-42XEL3716SS6LP</a>	\$3,436.00	42.00 x 37.38 x 17.10 [1067 x 949 x 434]	<a href="#">PDF</a>	<a href="#">SCE-42P36</a>	\$190.00
<a href="#">SCE-48XEL3710SSLP</a>	\$2,566.00	<a href="#">SCE-48XEL3710SS6LP</a>	\$3,164.00	48.00 x 37.38 x 11.10 [1219 x 949 x 282]	<a href="#">PDF</a>	<a href="#">SCE-48P36</a>	\$214.00
<a href="#">SCE-48XEL3712SSLP</a>	\$2,710.00	<a href="#">SCE-48XEL3712SS6LP</a>	\$3,342.00	48.00 x 37.38 x 13.10 [1219 x 949 x 333]	<a href="#">PDF</a>	<a href="#">SCE-48P36</a>	\$214.00
<a href="#">SCE-48XEL3716SSLP</a>	\$3,014.00	<a href="#">SCE-48XEL3716SS6LP</a>	\$3,717.00	48.00 x 37.38 x 17.10 [1219 x 949 x 434]	<a href="#">PDF</a>	<a href="#">SCE-48P36</a>	\$214.00
<a href="#">SCE-60XEL3712SSLP</a>	\$3,382.00	<a href="#">SCE-60XEL3712SS6LP</a>	\$4,172.00	60.00 x 37.38 x 13.10 [1524 x 949 x 333]	<a href="#">PDF</a>	<a href="#">SCE-60P36</a>	\$264.00
<a href="#">SCE-60XEL3716SSLP</a>	\$3,701.00	<a href="#">SCE-60XEL3716SS6LP</a>	\$4,565.00	60.00 x 37.38 x 17.10 [1524 x 949 x 434]	<a href="#">PDF</a>	<a href="#">SCE-60P36</a>	\$264.00

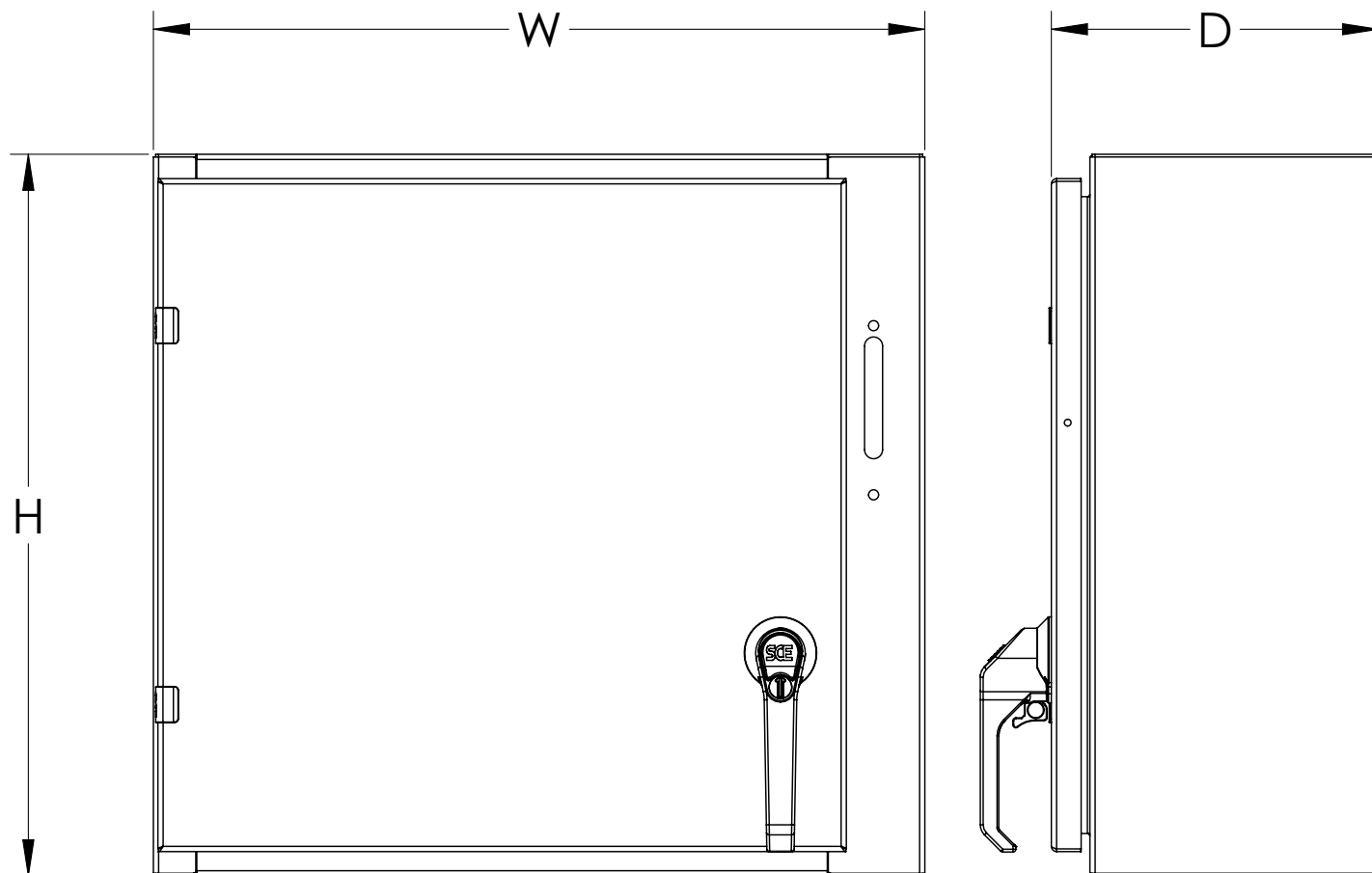
Note: Dimensions in inches [millimeters].

# EnviroLine Series NEMA 3R, 4, 4X, 12, and 13 Stainless Single-Door Wall-Mount Right-Flange Disconnect



*Your Enclosure Source®*

## Dimensions



# Enviroline Series NEMA 3R, 4, 4X, 12, and 13 Stainless Steel Floor-Mount Right-Flanged Two-Door Disconnect



Your Enclosure Source®



## Applications

Designed to house most standard type disconnects. For outdoor application a drip shield is recommended.

## Construction

- 14-gauge stainless steel Type 304 or 316/316L
- Seams continuously welded and ground smooth
- Stainless steel concealed hinges
- Flange trough collar around all sides of door opening
- Removable and interchangeable doors
- 3-point latching mechanism
- Black, 1/4 latches, as required
- Removable print pocket on main door of disconnect enclosures
- Lifting eyes for easy handling
- Ground studs on door and body
- Collar studs provided for mounting optional subpanels
- 15in [381mm] removable floor stands
- Removable center post

- Mechanical interlock
- No door stiffeners are required.
- Black zinc diecast coinproof/padlocking handle on main door of disconnect enclosures
- Black zinc diecast padlocking handle on all other doors
- Provisions for light kit
- 3-point latching mechanism
- Removable print pocket on main door of disconnect enclosures
- Lifting eyes for easy handling
- Ground studs on door and body
- Collar studs provided for mounting optional subpanels

## Listings

- NEMA Type 3R, 4, 4X, 12, and 13
- cULus Listed Type 3R, 4, 4X, and 12 [File E69392]
- IEC 60529 IP66



## Shipping Schedule

Same day 1 - 15 days

Color indicates shipping lead time in business days.

## Enviroline Series NEMA 3R, 4, 4X, 12, and 13 Stainless Steel Floor-Mount Right-Flanged Two-Door Disconnect

304 Stainless Steel	Price	316L Stainless Steel	Price	Size HxWxD	Drawing Link	Optional Subpanel	Price
<a href="#">SCE-60XEL4912SSLP</a>	\$9,059.00	<a href="#">SCE-60XEL4912SS6LP</a>	\$11,070.00	60.00 x 49.00 x 13.05 [1524 x 1245 x 331]	<a href="#">PDF</a>	<a href="#">SCE-60P48</a>	\$373.00
<a href="#">SCE-60XEL4918SSLP</a>	\$9,868.00	<a href="#">SCE-60XEL4918SS6LP</a>	\$12,059.00	60.00 x 49.00 x 19.05 [1524 x 1245 x 484]	<a href="#">PDF</a>	<a href="#">SCE-60P48</a>	\$373.00
<a href="#">SCE-60XEL6112SSLP</a>	\$10,129.00	<a href="#">SCE-60XEL6112SS6LP</a>	\$12,378.00	60.00 x 61.00 x 13.05 [1524 x 1549 x 331]	<a href="#">PDF</a>	<a href="#">SCE-60P60</a>	\$460.00
<a href="#">SCE-60XEL6118SSLP</a>	\$11,032.00	<a href="#">SCE-60XEL6118SS6LP</a>	\$13,481.00	60.00 x 61.00 x 19.05 [1524 x 1549 x 484]	<a href="#">PDF</a>	<a href="#">SCE-60P60</a>	\$460.00
<a href="#">SCE-72XEL6112SSLP</a>	\$11,220.00	<a href="#">SCE-72XEL6112SS6LP</a>	\$13,711.00	72.00 x 61.00 x 13.05 [1829 x 1549 x 331]	<a href="#">PDF</a>	<a href="#">SCE-72P60</a>	\$548.00
<a href="#">SCE-72XEL6118SSLP</a>	\$12,189.00	<a href="#">SCE-72XEL6118SS6LP</a>	\$14,895.00	72.00 x 61.00 x 19.05 [1829 x 1549 x 484]	<a href="#">PDF</a>	<a href="#">SCE-72P60</a>	\$548.00
<a href="#">SCE-72XEL7312SSLP</a>	\$12,462.00	<a href="#">SCE-72XEL7312SS6LP</a>	\$15,229.00	72.00 x 73.00 x 13.05 [1829 x 1854 x 331]	<a href="#">PDF</a>	<a href="#">SCE-72P72</a>	\$654.00
<a href="#">SCE-72XEL7318SSLP</a>	\$12,947.00	<a href="#">SCE-72XEL7318SS6LP</a>	\$15,780.00	72.00 x 73.00 x 19.05 [1829 x 1854 x 484]	<a href="#">PDF</a>	<a href="#">SCE-72P72</a>	\$654.00
<a href="#">SCE-72XEL7324SSLP</a>	\$13,537.00	<a href="#">SCE-72XEL7324SS6LP</a>	\$16,543.00	72.00 x 73.00 x 25.05 [1829 x 1854 x 636]	<a href="#">PDF</a>	<a href="#">SCE-72P72</a>	\$654.00

Note: Dimensions in inches [millimeters].

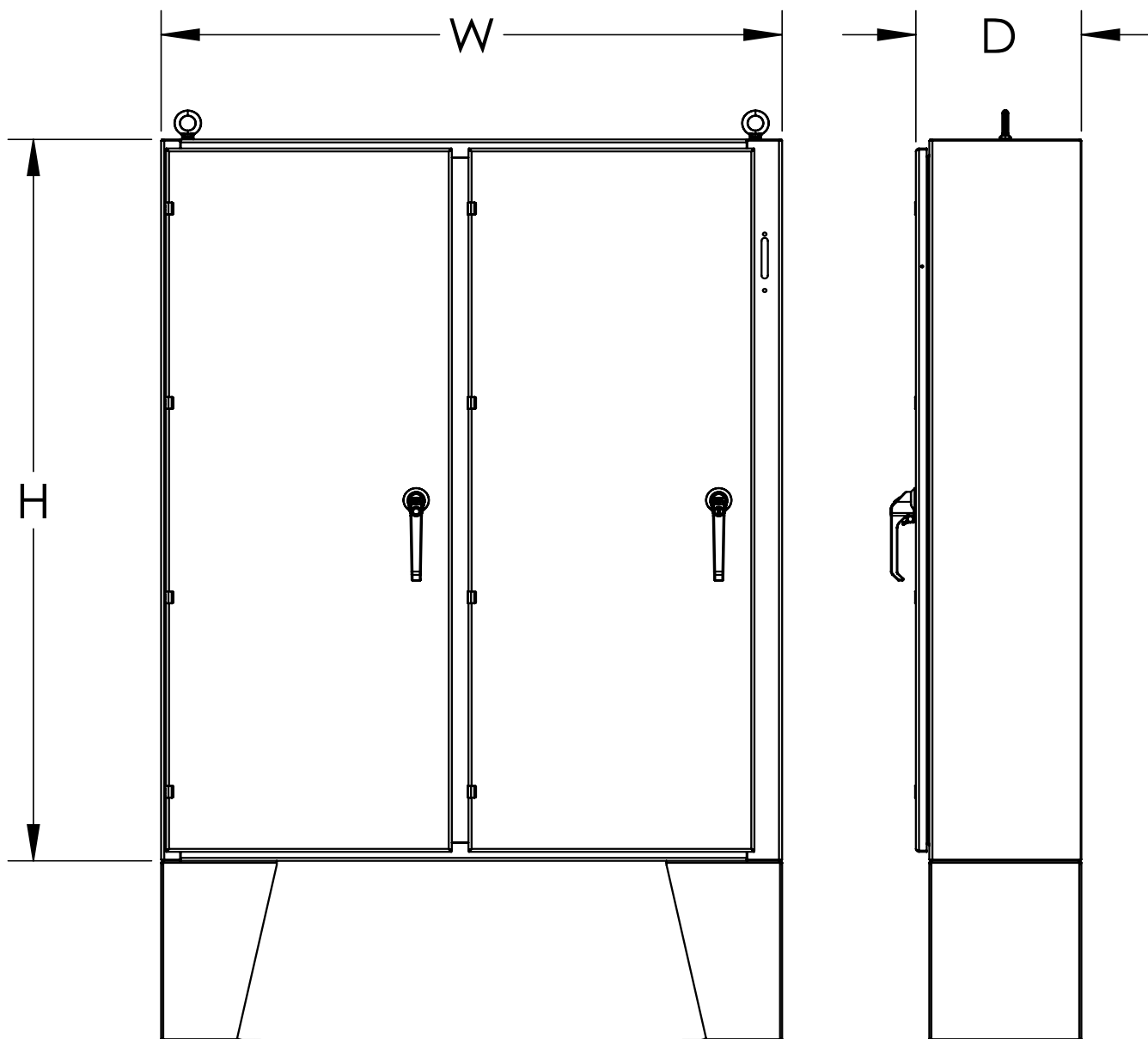


# Enviroline Series NEMA 3R, 4, 4X, 12, and 13 Stainless Two-Door Wall-Mount Right-Flange Disconnect



*Your Enclosure Source®*

## Dimensions



# Enviroline Series NEMA 3R, 4, 4X, 12, and 13 Stainless Steel Single-Door Right-Flange Wall-Mount Disconnect with Slope Top



## Applications

Designed to house electrical and electronic controls, instrumentation and components in indoor, outdoor and sanitary locations.

## Construction

- 14-gauge stainless steel Type 304
- Seams continuously welded and ground smooth
- Flange trough collar around all sides of door opening
- 15° slope top
- Stainless steel concealed hinges
- Stainless steel coinproof/padlocking handle
- 3-point latching mechanism
- Removable print pocket on main door of disconnect enclosure
- Poured-in-place oil- and water-resistant gasket
- Ground stud on door and body
- Mounting hardware, sealing washers, and hole plugs are included.
- Black, 1/4-turn latches, as required
- Ground stud on door and body

Note: Disconnect switch (or circuit breaker) and operating mechanism are not furnished with this enclosure.

## Options

- Optional wall-mount standoffs available under mounting options in the Accessories section

## Finish

- #4 brushed finish on all exterior surfaces
- Optional subpanels are powder coated white.

## Listings

- NEMA Type 3R, 4, 4X, 12, and 13
- cULus Listed Type 3R, 4, 4X, and 12 [File E69392]
- IEC 60529 IP66



## Shipping Schedule

Same day

1 - 15 days

Color indicates shipping lead time in business days.

## Enviroline Series NEMA 3R, 4, 4X, 12, and 13 Stainless Steel Single-Door Right-Flange Wall-Mount Disconnect with Slope Top

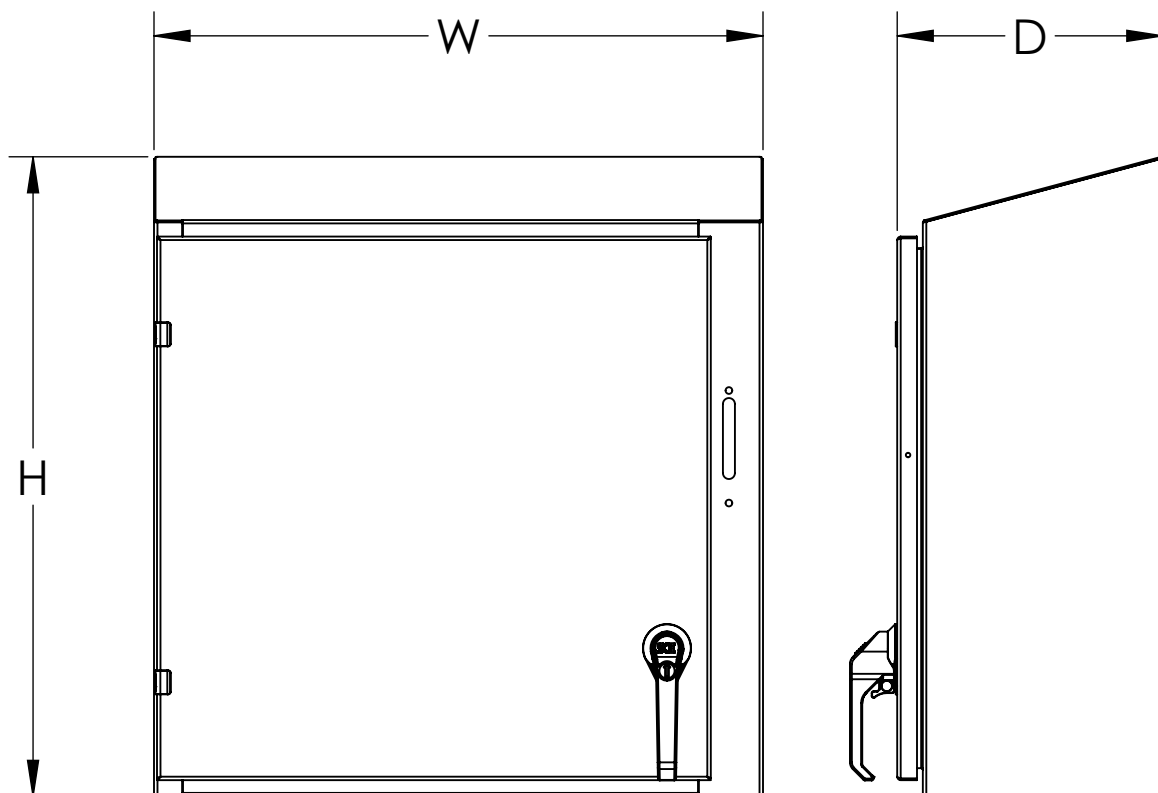
Part Number	Price	Size HxWxD	Drawing Link	Subpanel	Price
<a href="#">SCE-24XEL2510SSST</a>	\$1,632.00	26.65 x 25.38 x 11.10 [677 x 645 x 282]	<a href="#">PDF</a>	<a href="#">SCE-24P24</a>	\$74.00
<a href="#">SCE-30XEL2510SSST</a>	\$1,846.00	32.65 x 25.38 x 11.10 [829 x 645 x 282]	<a href="#">PDF</a>	<a href="#">SCE-30P24</a>	\$88.00
<a href="#">SCE-36XEL3110SSST</a>	\$2,065.00	38.65 x 31.38 x 11.10 [982 x 797 x 282]	<a href="#">PDF</a>	<a href="#">SCE-36P30</a>	\$141.00
<a href="#">SCE-48XEL3712SSST</a>	\$3,658.00	51.18 x 37.38 x 13.10 [1300 x 949 x 333]	<a href="#">PDF</a>	<a href="#">SCE-48P36</a>	\$214.00
<a href="#">SCE-48XEL3716SSST</a>	\$3,816.00	52.26 x 37.38 x 17.10 [1327 x 949 x 434]	<a href="#">PDF</a>	<a href="#">SCE-48P36</a>	\$214.00
<a href="#">SCE-60XEL3716SSST</a>	\$4,687.00	64.26 x 37.38 x 17.10 [1632 x 949 x 434]	<a href="#">PDF</a>	<a href="#">SCE-60P36</a>	\$264.00

Note: Dimensions in inches [millimeters].

# EnviroLine Series NEMA 3R, 4, 4X, 12, and 13 Stainless Steel Single-Door Right-Flange Wall-Mount Disconnect with Slope Top



## Dimensions



# NEMA 3R, 4, 4X, 12, and 13 Two-Door Right-Flange Freestanding Disconnect with Slope Top



Your Enclosure Source®



## Applications

Designed to house electrical and electronic controls, instruments and components in areas which are in very wet conditions. Provides a degree of protection from dust, dirt, oil, and water. For outdoor application a drip shield is recommended.

## Construction

- 14-gauge Type 304 or 316L stainless steel
- Seams continuously welded and ground smooth
- Flange trough collar around all sides of door opening
- Poured-in-place oil- and water-resistant gasket
- Collar studs provided for mounting optional subpanels
- Stainless steel concealed hinges
- Interior print pocket
- Ground studs on door and body
- Disconnect cutout provided on flange
- Stainless steel door clamps
- No door stiffeners required
- Collar studs provided for mounting optional subpanels
- Welded mounting provision top and bottom of back

## Finish

- #4 brushed finish on all exterior surfaces
- Optional subpanels are powder coated white.

## Listings

- NEMA Type 3R, 4, 4X, 12, and 13
- cULus Listed Type 3R, 4, 4X, and 12 [File E69392]
- IEC 60529 IP66



## Shipping Schedule

Same day 1 - 15 days

Color indicates shipping lead time in business days.

Note: Disconnect switch (or circuit breaker) and operating mechanism are not furnished with this enclosure.

## NEMA 3R, 4, 4X, 12, and 13 Two-Door Right-Flange Freestanding Disconnect with Slope Top

304 Stainless Steel	Price	316L Stainless Steel	Price	Size HxWxD	Drawing Link	Optional Subpanel	Price
<a href="#">SCE-60XEL4912SSST</a>	\$11,468.00	<a href="#">SCE-60XEL4912SS6ST</a>	\$14,144.00	63.20 x 49.00 x 13.05 [1605 x 1245 x 331]	<a href="#">PDF</a>	<a href="#">SCE-60P48</a>	\$373.00
<a href="#">SCE-60XEL6112SSST</a>	\$12,823.00	<a href="#">SCE-60XEL6112SS6ST</a>	\$15,816.00	63.20 x 61.00 x 13.05 [1605 x 1549 x 331]	<a href="#">PDF</a>	<a href="#">SCE-60P60</a>	\$460.00
<a href="#">SCE-60XEL4918SSST</a>	\$12,493.00	<a href="#">SCE-60XEL4918SS6ST</a>	\$15,408.00	64.80 x 49.00 x 19.05 [1646 x 1245 x 484]	<a href="#">PDF</a>	<a href="#">SCE-60P48</a>	\$373.00
<a href="#">SCE-60XEL6118SSST</a>	\$13,965.00	<a href="#">SCE-60XEL6118SS6ST</a>	\$17,224.00	64.80 x 61.00 x 19.05 [1646 x 1549 x 484]	<a href="#">PDF</a>	<a href="#">SCE-60P60</a>	\$460.00
<a href="#">SCE-72XEL6112SSST</a>	\$14,204.00	<a href="#">SCE-72XEL6112SS6ST</a>	\$17,518.00	75.20 x 61.00 x 13.05 [1910 x 1549 x 331]	<a href="#">PDF</a>	<a href="#">SCE-72P60</a>	\$548.00
<a href="#">SCE-72XEL7312SSST</a>	\$15,776.00	<a href="#">SCE-72XEL7312SS6ST</a>	\$19,458.00	75.20 x 73.00 x 13.05 [1910 x 1854 x 331]	<a href="#">PDF</a>	<a href="#">SCE-72P72</a>	\$654.00
<a href="#">SCE-72XEL6118SSST</a>	\$15,430.00	<a href="#">SCE-72XEL6118SS6ST</a>	\$19,031.00	76.80 x 61.00 x 19.05 [1951 x 1549 x 484]	<a href="#">PDF</a>	<a href="#">SCE-72P60</a>	\$548.00
<a href="#">SCE-72XEL7318SSST</a>	\$16,390.00	<a href="#">SCE-72XEL7318SS6ST</a>	\$20,214.00	76.80 x 73.00 x 19.05 [1951 x 1854 x 484]	<a href="#">PDF</a>	<a href="#">SCE-72P72</a>	\$654.00
<a href="#">SCE-72XEL7324SSST</a>	\$17,138.00	<a href="#">SCE-72XEL7324SS6ST</a>	\$21,136.00	78.41 x 73.00 x 25.05 [1992 x 1854 x 636]	<a href="#">PDF</a>	<a href="#">SCE-72P72</a>	\$654.00

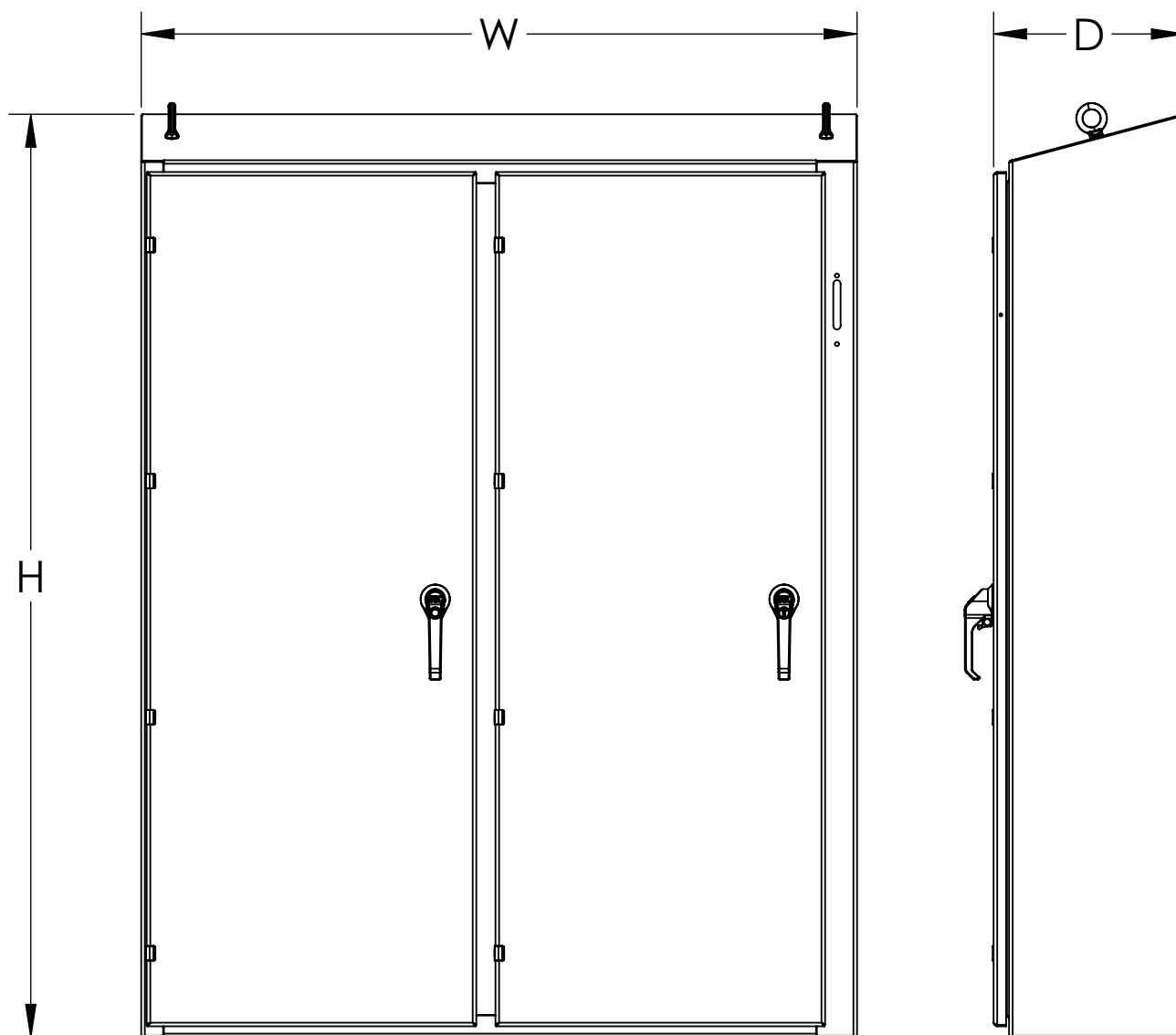
Note: Dimensions in inches [millimeters].

# NEMA 3R, 4, 4X, 12, and 13 Two-Door Right-Flange Freestanding Disconnect with Slope Top



*Your Enclosure Source®*

## Dimensions



# NEMA 3R, 4, 4X, 12, and 13 Stainless Steel Heavy Duty Freestanding Disconnect



Your Enclosure Source®



## Applications

Designed to house electrical equipment and provide degree of protection from dirt, dust, oil and water and to house most standard type disconnects.

## Construction

- 12-gauge stainless steel Type 304 or 316L
- Seams continuously welded and ground smooth
- Flange trough collar around all sides of door opening
- Body stiffeners provided in large enclosures for extra rigidity
- Heavy duty lifting eyes anchor into reinforced top
- Stainless steel concealed hinges
- Black zinc diecast coinproof/padlocking handle
- 3-point latching mechanism
- Black, 1/4-turn latches, as required
- Panel supports
- Large, removable print pockets
- Poured-in-place oil- and water-resistant gasket
- Removable subpanels mount on collar studs
- Defeater on master door requires screwdriver to open
- Ground stud on door and body
- Provisions for light kit

## Finish

- #4 brushed finish on all exterior surfaces
- Included subpanels powder coated white

## Listings

- NEMA Type 3R, 4, 4X, 12, and 13
- cULus Listed Type 3R, 4, 4X, and 12 [File E69392]
- IEC 60529 IP66



## Shipping Schedule

Same day      1 - 15 days

Color indicates shipping lead time in business days.

## Single-Door

304 Stainless Steel	Price	316L Stainless Steel	Price	Size HxWxD	Drawing Link	Included Subpanel
<a href="#">SCE-72XM2818SS</a>	\$6,305.00	<a href="#">SCE-72XM2818SS6</a>	\$7,704.00	72.00 x 27.50 x 19.05 [1829 x 699 x 484]	<a href="#">PDF</a>	<a href="#">SCE-64P25</a>
<a href="#">SCE-72XM3418SS</a>	\$6,988.00	<a href="#">SCE-72XM3418SS6</a>	\$8,539.00	72.00 x 33.50 x 19.05 [1829 x 851 x 484]	<a href="#">PDF</a>	<a href="#">SCE-64P31</a>
<a href="#">SCE-72XM4018SS</a>	\$7,670.00	<a href="#">SCE-72XM4018SS6</a>	\$9,373.00	72.00 x 39.50 x 19.05 [1829 x 1003 x 484]	<a href="#">PDF</a>	<a href="#">SCE-64P37</a>
<a href="#">SCE-84XM4018SS</a>	\$8,526.00	<a href="#">SCE-84XM4018SS6</a>	\$10,420.00	84.00 x 39.50 x 19.05 [2134 x 1003 x 484]	<a href="#">PDF</a>	<a href="#">SCE-76P37</a>
<a href="#">SCE-84XM4024SS</a>	\$8,767.00	<a href="#">SCE-84XM4024SS6</a>	\$10,713.00	84.00 x 39.50 x 25.05 [2134 x 1003 x 636]	<a href="#">PDF</a>	<a href="#">SCE-76P37</a>
<a href="#">SCE-90XM4018SS</a>	\$9,294.00	<a href="#">SCE-90XM4018SS6</a>	\$11,322.00	90.00 x 39.50 x 19.05 [2286 x 1003 x 484]	<a href="#">PDF</a>	<a href="#">SCE-82P37</a>
<a href="#">SCE-90XM4020SS</a>	\$9,616.00	<a href="#">SCE-90XM4020SS6</a>	\$11,715.00	90.00 x 39.50 x 21.05 [2286 x 1003 x 535]	<a href="#">PDF</a>	<a href="#">SCE-82P37</a>
<a href="#">SCE-90XM4024SS</a>	\$9,938.00	<a href="#">SCE-90XM4024SS6</a>	\$12,109.00	90.00 x 39.50 x 25.05 [2286 x 1003 x 636]	<a href="#">PDF</a>	<a href="#">SCE-82P37</a>

Note: Dimensions in inches [millimeters].

# NEMA 3R, 4, 4X, 12, and 13 Stainless Steel Heavy Duty Freestanding Disconnect



Your Enclosure Source®



## Shipping Schedule

Same day

1 - 15 days

Color indicates shipping lead time in business days.

## Two-Door

304 Stainless Steel	Price	316 Stainless steel	Price	Size HxWxD	Drawing Link	Included Subpanel
<a href="#">SCE-72XM5418SS</a>	\$11,066.00	<a href="#">SCE-72XM5418SS6</a>	\$13,522.00	72.00 x 53.75 x 19.05 [1829 x 1365 x 484]	<a href="#">PDF</a>	<a href="#">SCE-64P52</a>
<a href="#">SCE-72XM6618SS</a>	\$12,470.00	<a href="#">SCE-72XM6618SS6</a>	\$15,238.00	72.00 x 65.75 x 19.05 [1829 x 1670 x 484]	<a href="#">PDF</a>	<a href="#">SCE-64P64</a>
<a href="#">SCE-72XM7818SS</a>	\$13,869.00	<a href="#">SCE-72XM7818SS6</a>	\$16,949.00	72.00 x 77.75 x 19.05 [1829 x 1975 x 484]	<a href="#">PDF</a>	<a href="#">SCE-64P76</a>
<a href="#">SCE-72XM7824SS</a>	\$14,865.00	<a href="#">SCE-72XM7824SS6</a>	\$18,165.00	72.00 x 77.75 x 25.05 [1829 x 1975 x 636]	<a href="#">PDF</a>	<a href="#">SCE-64P76</a>
<a href="#">SCE-84XM7818SS</a>	\$15,394.00	<a href="#">SCE-84XM7818SS6</a>	\$18,812.00	84.00 x 77.75 x 19.05 [2134 x 1975 x 484]	<a href="#">PDF</a>	<a href="#">SCE-76P76</a>
<a href="#">SCE-84XM7824SS</a>	\$15,586.00	<a href="#">SCE-84XM7824SS6</a>	\$19,047.00	84.00 x 77.75 x 25.05 [2134 x 1975 x 636]	<a href="#">PDF</a>	<a href="#">SCE-76P76</a>
<a href="#">SCE-90XM7818SS</a>	\$16,599.00	<a href="#">SCE-90XM7818SS6</a>	\$20,248.00	90.00 x 77.75 x 19.05 [2286 x 1975 x 484]	<a href="#">PDF</a>	<a href="#">SCE-82P76</a>
<a href="#">SCE-90XM7824SS</a>	\$17,412.00	<a href="#">SCE-90XM7824SS6</a>	\$21,242.00	90.00 x 77.75 x 25.05 [2286 x 1975 x 636]	<a href="#">PDF</a>	<a href="#">SCE-82P76</a>

Note: Dimensions in inches [millimeters].

# NEMA 3R, 4, 4X, 12, and 13 Stainless Steel Heavy Duty Freestanding Disconnect



Your Enclosure Source®



## Shipping Schedule

Same day

1 - 15 days

Color indicates shipping lead time in business days.

## Three-Door

304 Stainless Steel	Price	316 Stainless Steel	Price	Size HxWxD	Drawing Link	Included Subpanel 1	Included Subpanel 2
<a href="#">SCE-72XM3EQ18SS</a>	\$16,845.00	<a href="#">SCE-72XM3EQ18SS6</a>	\$20,530.00	72.00 x 99.50 x 19.05 [1829 x 2527 x 484]	<a href="#">PDF</a>	<a href="#">SCE-64P64</a>	<a href="#">SCE-64P31</a>
<a href="#">SCE-72XM3EW18SS</a>	\$18,927.00	<a href="#">SCE-72XM3EW18SS6</a>	\$23,075.00	72.00 x 117.50 x 19.05 [1829 x 2985 x 484]	<a href="#">PDF</a>	<a href="#">SCE-64P76</a>	<a href="#">SCE-64P37</a>
<a href="#">SCE-84XM3EW18SS</a>	\$21,072.00	<a href="#">SCE-84XM3EW18SS6</a>	\$25,696.00	84.00 x 117.50 x 19.05 [2134 x 2985 x 484]	<a href="#">PDF</a>	<a href="#">SCE-76P76</a>	<a href="#">SCE-76P37</a>
<a href="#">SCE-84XM3EW24SS</a>	\$21,317.00	<a href="#">SCE-84XM3EW24SS6</a>	\$25,996.00	84.00 x 117.50 x 25.05 [2134 x 2985 x 636]	<a href="#">PDF</a>	<a href="#">SCE-76P76</a>	<a href="#">SCE-76P37</a>
<a href="#">SCE-90XM3EW24SS</a>	\$23,481.00	<a href="#">SCE-90XM3EW24SS6</a>	\$28,640.00	90.00 x 117.50 x 25.05 [2286 x 2985 x 636]	<a href="#">PDF</a>	<a href="#">SCE-82P76</a>	<a href="#">SCE-82P37</a>

Note: Dimensions in inches [millimeters].



# NEMA 3R, 4, 4X, 12, and 13 Stainless Steel Heavy Duty Freestanding Disconnect



Your Enclosure Source®



## Shipping Schedule

Same day

1 - 15 days

Color indicates shipping lead time in business days.

## Four-Door

304 Stainless Steel	Price	316 Stainless Steel	Price	Size HxWxD	Drawing Link	Included Subpanel
<a href="#">SCE-84XM4EW18SS</a>	Retired	<a href="#">SCE-84XM4EW18SS6</a>	Retired	84.00 x 157.50 x 19.07 [2134 x 4001 x 484]	<a href="#">PDF</a>	<a href="#">SCE-76P76*</a>
<a href="#">SCE-84XM4EW24SS</a>	Retired	<a href="#">SCE-84XM4EW24SS6</a>	Retired	84.00 x 157.50 x 25.07 [2134 x 4001 x 637]	<a href="#">PDF</a>	<a href="#">SCE-76P76*</a>
<a href="#">SCE-90XM4EW18SS</a>	Retired	<a href="#">SCE-90XM4EW18SS6</a>	Retired	90.00 x 157.50 x 19.07 [2286 x 4001 x 484]	<a href="#">PDF</a>	<a href="#">SCE-82P76*</a>
<a href="#">SCE-90XM4EW24SS</a>	Retired	<a href="#">SCE-90XM4EW24SS6</a>	Retired	90.00 x 157.50 x 25.07 [2286 x 4001 x 637]	<a href="#">PDF</a>	<a href="#">SCE-82P76*</a>

Note: Dimensions in inches [millimeters].

\* Two of this subpanel part included.

# NEMA 3R, 4, 4X, 12, and 13 Stainless Steel Heavy Duty Freestanding Disconnect



Your Enclosure Source®



## Shipping Schedule

Same day

1 - 15 days

Color indicates shipping lead time in business days.

## Five-Door

304 Stainless Steel	Price	316 Stainless Steel	Price	Size HxWxD	Drawing Link	Included Subpanel 1	Included Subpanel 2
<a href="#"><u>SCE-84XM5EW18SS</u></a>	Retired	<a href="#"><u>SCE-84XM5EW18SS6</u></a>	Retired	84.00 x 196.75 x 19.07 [2134 x 4997 x 484]	<a href="#"><u>PDF</u></a>	<a href="#"><u>SCE-76P76</u></a>	<a href="#"><u>SCE-76P37</u></a>
<a href="#"><u>SCE-84XM5EW24SS</u></a>	Retired	<a href="#"><u>SCE-84XM5EW24SS6</u></a>	Retired	84.00 x 196.75 x 25.07 [2134 x 4997 x 637]	<a href="#"><u>PDF</u></a>	<a href="#"><u>SCE-76P76</u></a>	<a href="#"><u>SCE-76P37</u></a>
<a href="#"><u>SCE-90XM5EW18SS</u></a>	Retired	<a href="#"><u>SCE-90XM5EW18SS6</u></a>	Retired	90.00 x 196.75 x 19.07 [2286 x 4997 x 484]	<a href="#"><u>PDF</u></a>	<a href="#"><u>SCE-82P76</u></a>	<a href="#"><u>SCE-82P37</u></a>
<a href="#"><u>SCE-90XM5EW24SS</u></a>	Retired	<a href="#"><u>SCE-90XM5EW24SS6</u></a>	Retired	90.00 x 196.75 x 25.07 [2286 x 4997 x 637]	<a href="#"><u>PDF</u></a>	<a href="#"><u>SCE-82P76</u></a>	<a href="#"><u>SCE-82P37</u></a>

Note: Dimensions in inches [millimeters].

\* Two of this subpanel part included.

# NEMA 3R, 4, 4X, 12, and 13 Stainless Steel Heavy Duty Freestanding Disconnect



Your Enclosure Source®



## Shipping Schedule

Same day

1 - 15 days

Color indicates shipping lead time in business days.

## Six-Door

304 Stainless Steel	Price	316 Stainless Steel	Price	Size HxWxD	Drawing Link	Included Subpanels
<a href="#"><u>SCE-84XM6EW24SS</u></a>	Retired	<a href="#"><u>SCE-84XM6EW24SS6</u></a>	Retired	84.00 x 235.00 x 25.07 [2134 x 5969 x 637]	<a href="#"><u>PDF</u></a>	<a href="#"><u>SCE-76P76**</u></a>
<a href="#"><u>SCE-90XM6EW24SS</u></a>	Retired	<a href="#"><u>SCE-90XM6EW24SS6</u></a>	Retired	90.00 x 235.00 x 25.07 [2286 x 5969 x 637]	<a href="#"><u>PDF</u></a>	<a href="#"><u>SCE-82P76**</u></a>

Note: Dimensions in inches [millimeters].

\*\* Three of this subpanel part included.

# NEMA 3R, 4, 4X, 12, and 13 Stainless Steel Wall-Mount Right-Flanged Single-Door Disconnect



Your Enclosure Source®



## Applications

Designed to house most standard disconnects.

## Construction

- 14-gauge stainless steel Type 304 or 316/316L
- Seams continuously welded and ground smooth
- Stainless steel continuous hinges
- Flange trough collar around all sides of door openingInterior print pocket
- Poured-in-place oil- and water-resistant gasket
- Ground studs on door and body
- Disconnect cutout provided on flange
- Stainless steel door clamps
- No door stiffeners required
- Collar studs provided for mounting optional subpanels
- Welded mounting provision top and bottom of back

Note: Disconnect switch (or circuit breaker) and operating mechanism are not furnished with this enclosure.

## Finish

- #4 brushed finish on all exterior surfaces
- Optional subpanels powder coated white

## Listings

- NEMA Type 3R, 4, 4X, 12, and 13
- cULus Listed Type 3R, 4, 4X, and 12 [File E69392]
- IEC 60529 IP66



## Shipping Schedule

Same day

1 - 15 days

Color indicates shipping lead time in business days.

## NEMA 3R, 4, 4X, 12, and 13 Stainless Steel Wall-Mount Right-Flanged Single-Door Disconnect

304 Stainless Steel	Price	316L Stainless Steel	Price	Size HxWxD	Drawing Link	Optional Subpanel	Price
<a href="#">SCE-24HS2108SSLP</a>	Retired	<a href="#">SCE-24HS2108SS6LP</a>	Retired	24.00 x 21.38 x 9.07 [610 x 543 x 230]	<a href="#">PDF</a>	<a href="#">SCE-24P20</a>	\$63.00
<a href="#">SCE-24HS2508SSLP</a>	Retired	<a href="#">SCE-24HS2508SS6LP</a>	Retired	24.00 x 25.38 x 9.07 [610 x 645 x 230]	<a href="#">PDF</a>	<a href="#">SCE-24P24</a>	\$74.00
<a href="#">SCE-30HS2508SSLP</a>	Retired	<a href="#">SCE-30HS2508SS6LP</a>	Retired	30.00 x 25.38 x 9.07 [762 x 645 x 230]	<a href="#">PDF</a>	<a href="#">SCE-30P24</a>	\$88.00
<a href="#">SCE-36HS2508SSLP</a>	Retired	<a href="#">SCE-36HS2508SS6LP</a>	Retired	36.00 x 25.38 x 9.07 [914 x 645 x 230]	<a href="#">PDF</a>	<a href="#">SCE-36P24</a>	\$105.00
<a href="#">SCE-36HS3108SSLP</a>	Retired	<a href="#">SCE-36HS3108SS6LP</a>	Retired	36.00 x 31.38 x 9.07 [914 x 797 x 230]	<a href="#">PDF</a>	<a href="#">SCE-36P30</a>	\$141.00
<a href="#">SCE-42HS3112SSLP</a>	Retired	<a href="#">SCE-42HS3112SS6LP</a>	Retired	42.00 x 31.38 x 13.07 [1067 x 797 x 332]	<a href="#">PDF</a>	<a href="#">SCE-42P30</a>	\$162.00
<a href="#">SCE-42HS3712SSLP</a>	Retired	<a href="#">SCE-42HS3712SS6LP</a>	Retired	42.00 x 37.38 x 13.07 [1067 x 949 x 332]	<a href="#">PDF</a>	<a href="#">SCE-42P36</a>	\$190.00
<a href="#">SCE-48HS3712SSLP</a>	Retired	<a href="#">SCE-48HS3712SS6LP</a>	Retired	48.00 x 37.38 x 13.07 [1219 x 949 x 332]	<a href="#">PDF</a>	<a href="#">SCE-48P36</a>	\$214.00
<a href="#">SCE-60HS3712SSLP</a>	Retired	<a href="#">SCE-60HS3712SS6LP</a>	Retired	60.00 x 37.38 x 13.07 [1524 x 949 x 332]	<a href="#">PDF</a>	<a href="#">SCE-60P36</a>	\$264.00

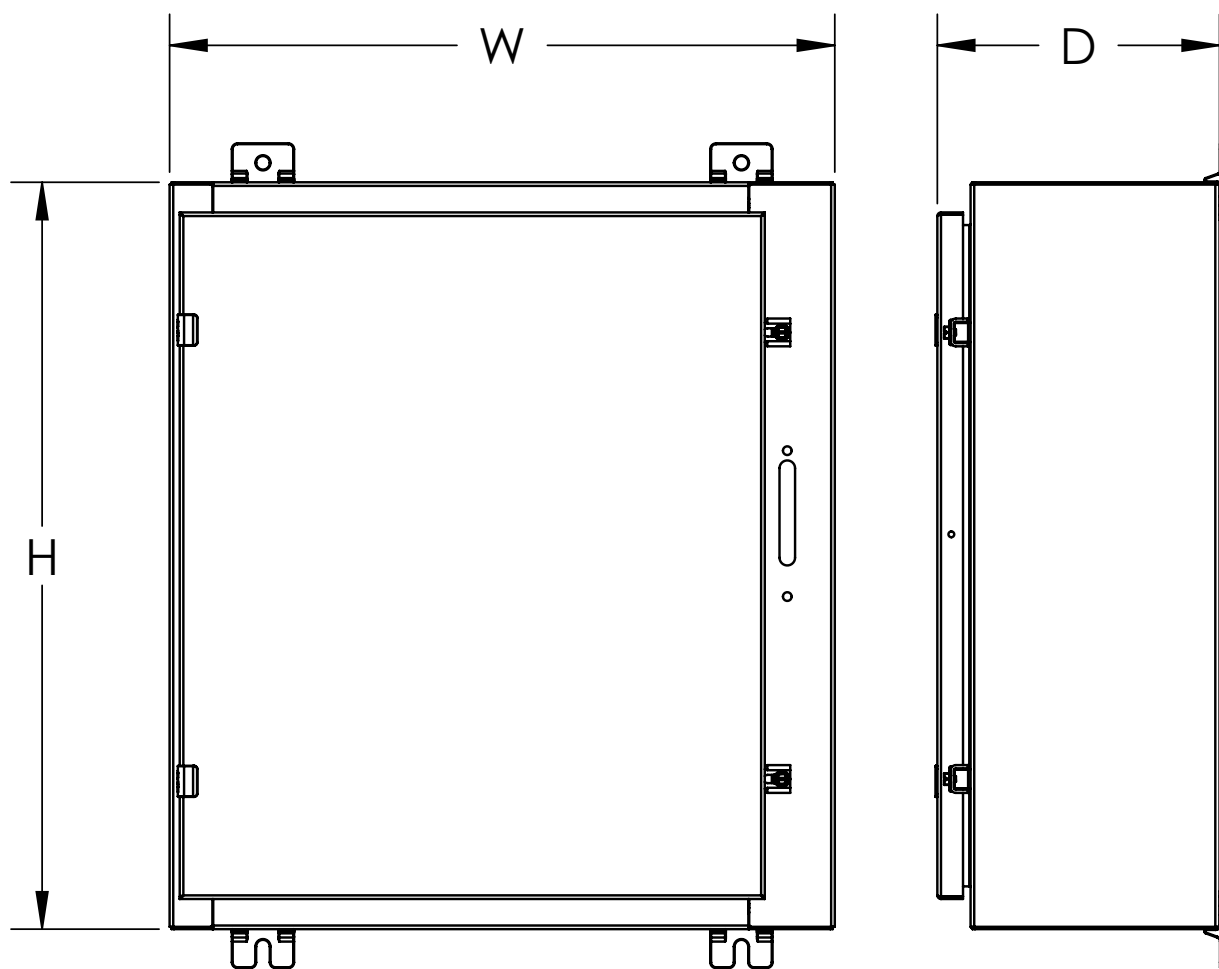
Note: Dimensions in inches [millimeters].

# NEMA 3R, 4, 4X, 12, and 13 Stainless Steel Wall-Mount Right-Flanged Single-Door Disconnect




*Your Enclosure Source®*

## Dimensions



# Internal Mount Disconnect



## Application

Designed for use with enclosures that require additional protection against Arc Flash. This enclosure can be used within an environmentally rated enclosure to isolate the main power supply. Increasing personal protection by preventing incidental contact or exposure to the high voltage arc flash and shock hazard, and potentially reducing the PPE level for the lower risk components when the Internal Disconnect Enclosure cover is closed. The Internal Disconnect Enclosure can be easily incorporated into a new system or added to a preexisting system on variable depth or cable operated disconnects. Aids in achieving compliance with NFPA 70E by concealing main power supply.

Note: The proper size of the Internal Disconnect enclosure is a limited only space, occupied by the disconnect or circuit breaker. Minimum spacing requirements are provided by the disconnect manufacture and wiring code requirements. For use with Saginaw Control enclosures only.

## Construction

- 16-gauge carbon steel
- Enclosures are symmetrical for use with left or right hand disconnects.
- Removable, continuous hinges
- 110° door stop prevents incidental contact with other components.
- Black, spring-loaded, 1/4-turn latch with 7mm square insert and key
- Latches automatically when door is closed
- Gland plate top and bottom provides easy installation of wires
- Mounting holes provided in back for securing to the sub-panel
- Ground stud on door and body

## Finish

- Orange texture powder coated inside and out

## Listings

- NEMA Type 1
- cULus Listed Type 1 [File # E69392]
- IEC 60529
- IP 30



## Shipping Schedule

Same day 1 - 15 days

Color indicates shipping lead time in business days.

## Internal Mount Disconnect

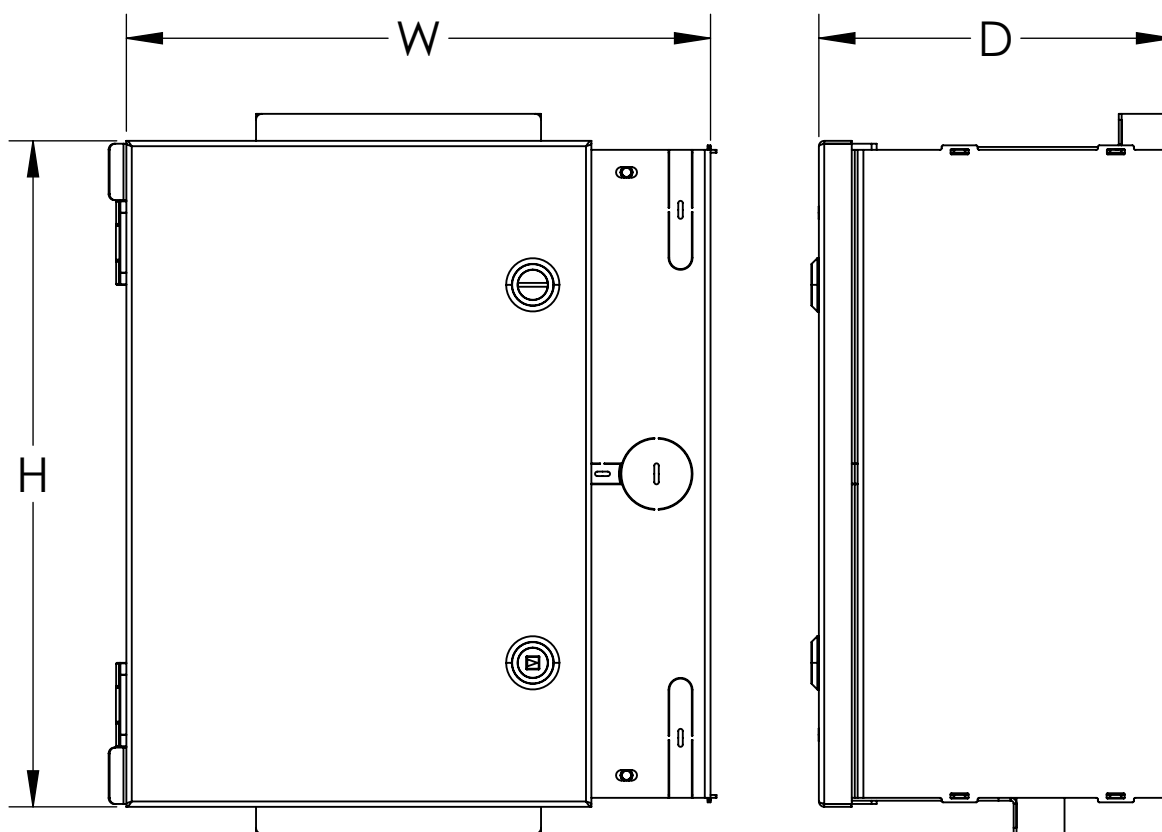
Part Number	Price	Size HxWxD	For Use In	Drawing Link
<a href="#"><u>SCE-60AFSD</u></a>	\$227.00	13.50 x 12.00 x 6.50 [343 x 305 x 165]	12in (D) or greater enclosures	<a href="#"><u>PDF</u></a>
<a href="#"><u>SCE-100AFSD</u></a>	\$243.00	22.00 x 12.00 x 6.50 [559 x 305 x 165]	12in (D) or greater enclosures	<a href="#"><u>PDF</u></a>
<a href="#"><u>SCE-400AFSD</u></a>	\$277.00	32.00 x 15.00 x 9.75 [813 x 381 x 248]	16in (D) or greater enclosures	<a href="#"><u>PDF</u></a>

Note: Dimensions in inches [millimeters].

# Internal Mount Disconnect



## Dimensions



# External Mount Disconnect



Your Enclosure Source®



## Application

Designed for use with enclosures that require additional protection against Arc Flash. This enclosure can be used with an environmentally rated enclosure to isolate the main power supply. Increasing personal protection by preventing incidental contact or exposure to the high voltage arc flash and shock hazard, and potentially reducing the PPE level for the lower risk components of the main enclosure. The External Disconnect Enclosure bolts to the exterior right side of a single or multi door primary enclosure. Aids in achieving compliance with NFPA 70E by concealing main power supply. Enclosure can be easily incorporated into a new system or added to a preexisting system on variable depth or cable operated disconnects.

Note: The proper size of the Internal Disconnect enclosure is a limited only space, occupied by the disconnect or circuit breaker. Minimum spacing requirements are provided by the disconnect manufacture and wiring code requirements.

## Construction

- 14-gauge carbon steel or 304 stainless steel
- Seams continuously welded and ground smooth
- Flange trough collar around all sides of door opening
- Poured-in-place oil- and water-resistant gasket
- Black, 1/4-turn latch
- Collar studs provided for mounting panels
- Subpanel included
- Concealed hinges
- Latches opened or closed with a screwdriver
- Mounting hardware included
- Mechanical interlock and mounting hardware included

## Finish

- ANSI-61 gray powder coated inside and out or #4 brushed finish on all exterior surfaces for stainless steel

## Listings

- NEMA Type 3R, 4, 4X, 12, and 13
- cULus Listed Type 3R, 4, 4X, and 12 [File E69392]
- IP66



## Shipping Schedule

Same day	1 - 15 days
----------	-------------

Color indicates shipping lead time in business days.

## External Mount Disconnect

Part Number	Price	Size HxWxD	Drawing Link
<a href="#">SCE-EXD12</a>	\$722.00	34.50 x 15.00 x 12.00 [876 x 381 x 305]	<a href="#">PDF</a>
<a href="#">SCE-EXD18</a>	\$806.00	34.50 x 15.00 x 18.00 [876 x 381 x 457]	<a href="#">PDF</a>
<a href="#">SCE-EXD18SS</a>	\$2,276.00	34.50 x 15.00 x 18.00 [876 x 381 x 457]	<a href="#">PDF</a>

Note: Dimensions in inches [millimeters].

\* 304 stainless steel



# External Disconnect Rotary



Designed for use with enclosures that require additional protection against Arc Flash. This enclosure can be used with an environmentally rated enclosure to isolate the main power supply. Increasing personal protection by preventing incidental contact or exposure to the high voltage arc flash and shock hazard, and potentially reducing the PPE level for the lower risk components of the main enclosure. This External Disconnect Enclosure is designed specifically to accommodate the Rotary Compact Fusible disconnect Allen-Bradley 194R, Square D GS2, Eaton/Bussmann R9, Siemens CFS and Socomec Fuserbloc Models. Aids in achieving compliance with NFPA 70E by concealing main power supply.

Note: The proper size of the Internal Disconnect enclosure is a limited only space, occupied by the disconnect or circuit breaker. Minimum spacing requirements are provided by the disconnect manufacture and wiring code requirements.

## Construction

- 14-gauge carbon steel or 304 stainless steel
- Seams continuously welded and ground smooth
- Flange trough collar around all sides of door opening
- Poured-in-place oil- and water-resistant gasket
- Black, 1/4-turn latch
- Collar studs provided for mounting panels
- Galvanized Subpanel installed.
- Concealed hinges
- Latches opened or closed with a screwdriver
- Mounting hardware included
- Cable Operated Mechanical interlock and hardware included
- Provisions for Rotary Compact Fusible disconnect
- For use with flange mount disconnect enclosures

## Finish

- ANSI-61 gray powder coated inside and out

## Listings

- NEMA Type 3R, 12, and 13
- cULus Listed 3R, 12, and 13 [File E69392]
- IP66



### Shipping Schedule

Same day	1 - 15 days
----------	-------------

Color indicates shipping lead time in business days.

### External Disconnect Rotary

Part Number	Price	Size HxWxD	Drawing Link
<a href="#">SCE-EXR12-30T200</a>	\$806.00	24.00 x 17.00 x 12.00 [610 x 432 x 305]	<a href="#">PDF</a>
<a href="#">SCE-EXR18-400</a>	\$1,027.00	48.00 x 17.00 x 18.00 [1219 x 432 x 457]	<a href="#">PDF</a>

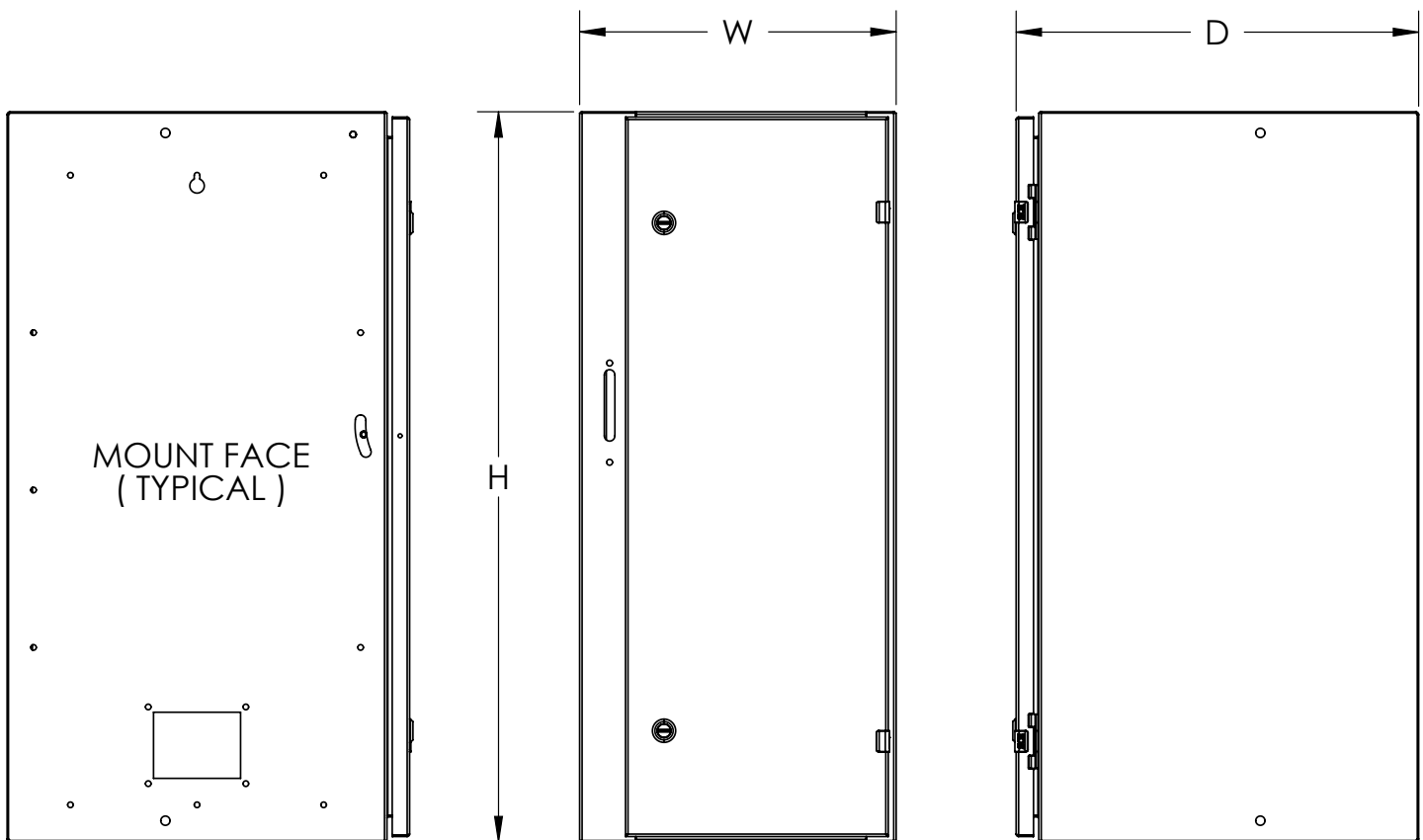
Note: Dimensions in inches [millimeters].

\* 304 stainless steel

# External Disconnect Rotary




## Dimensions



# Enviroline Junction Series NEMA 3R, 4, 12, and 13 Wire Trough with Window



Your Enclosure Source®



## Applications

Designed to house electrical controls, instruments, and components used in an indoor or outdoor environment to provide a degree of protection for the equipment inside the enclosure against ingress of solid foreign objects (falling dirt); and provide a degree of protection with respect to the harmful effects on the equipment due to the ingress of water (rain, sleet, snow).

## Finish

- ANSI 61 gray powder coated inside and out
- Optional subpanels are powder coated white.

## Listings

- NEMA Type 3R, 4, 12, and 13
- cULus Listed Type 3R, 4 and 12 [File E69392]
- IEC 60529 IP66



## Construction

- 16-gauge carbon steel
- Seams continuously welded and ground smooth
- Flange trough collar around all sides of door opening
- Poured-in-place oil- and water-resistant gasket
- Standoffs are provided for mounting optional subpanels.
- Removable hinges
- Doors open 180°
- Black, mini 1/4-turn latches
- Latches are opened or closed with a screwdriver.
- Sealing washers and hole plugs are included.
- Ground stud on door and body
- Mounting feet included
- Padlocking or keylocking latches and tamper-resistant hardware are available.
- 0.25 in [6mm] polycarbonate viewing window

## Shipping Schedule

Same day

1 - 15 days

Color indicates shipping lead time in business days.

## Enviroline Junction Series NEMA 3R, 4, 12, and 13 Wire Trough with Window

Part Number	Price	Size HxWxD	Drawing Link	Optional Subpanel	Price
<a href="#">SCE-L9126ELJW</a>	\$315.00	9.00 x 12.00 x 6.19 [229 x 305 x 157]	<a href="#">PDF</a>	<a href="#">SCE-9P12L</a>	\$26.00
<a href="#">SCE-L9128ELJW</a>	\$334.00	9.00 x 12.00 x 8.19 [229 x 305 x 208]	<a href="#">PDF</a>	<a href="#">SCE-9P12L</a>	\$26.00
<a href="#">SCE-L9186ELJW</a>	\$318.00	9.00 x 18.00 x 6.19 [229 x 457 x 157]	<a href="#">PDF</a>	<a href="#">SCE-9P18L</a>	\$37.00
<a href="#">SCE-L9188ELJW</a>	\$338.00	9.00 x 18.00 x 8.19 [229 x 457 x 208]	<a href="#">PDF</a>	<a href="#">SCE-9P18L</a>	\$37.00
<a href="#">SCE-L9246ELJW</a>	\$347.00	9.00 x 24.00 x 6.19 [229 x 610 x 157]	<a href="#">PDF</a>	<a href="#">SCE-9P24L</a>	\$40.50
<a href="#">SCE-L9248ELJW</a>	\$368.00	9.00 x 24.00 x 8.19 [229 x 610 x 208]	<a href="#">PDF</a>	<a href="#">SCE-9P24L</a>	\$40.50
<a href="#">SCE-L9306ELJW</a>	\$351.00	9.00 x 30.00 x 6.19 [229 x 762 x 157]	<a href="#">PDF</a>	<a href="#">SCE-9P30L</a>	\$44.50
<a href="#">SCE-L9308ELJW</a>	\$372.00	9.00 x 30.00 x 8.19 [229 x 762 x 208]	<a href="#">PDF</a>	<a href="#">SCE-9P30L</a>	\$44.50
<a href="#">SCE-L9366ELJW</a>	\$354.00	9.00 x 36.00 x 6.19 [229 x 914 x 157]	<a href="#">PDF</a>	<a href="#">SCE-9P36L</a>	\$48.50
<a href="#">SCE-L9368ELJW</a>	\$375.00	9.00 x 36.00 x 8.19 [229 x 914 x 208]	<a href="#">PDF</a>	<a href="#">SCE-9P36L</a>	\$48.50

Note: Dimensions in inches [millimeters].

# Enviroline Junction Series NEMA 3R, 4, 4X, 12, and 13 Wall-Mount Stainless Steel Wire Trough with Window



Your Enclosure Source®



## Applications

Designed to house electrical controls, instruments, and components used in an indoor or outdoor environment to provide a degree of protection for the equipment inside the enclosure against ingress of solid foreign objects (falling dirt); and provide a degree of protection with respect to the harmful effects on the equipment due to the ingress of water (rain, sleet, snow).

## Finish

- #4 brushed finish on all exterior surfaces
- Optional subpanels are powder coated white.

## Listings

- NEMA Type 3R, 4, 4X, 12, and 13
- cULus Listed Type 3R, 4, 4X, and 12 [File E69392]
- IEC 60529 IP66



## Construction

- 16-gauge stainless steel Type 304
- Seams continuously welded and ground smooth
- Flange trough collar around all sides of door opening
- Poured-in-place oil- and water-resistant gasket
- Standoffs are provided for mounting optional subpanels.
- Removable hinges
- Doors open 180°
- Black, mini 1/4-turn latches
- Latches are opened or closed with a screwdriver.
- Sealing washers and hole plugs are included.
- Ground stud on door and body
- Mounting feet included
- Padlocking or keylocking latches, and tamper-resistant hardware are available.

## Shipping Schedule

Same day

1 - 15 days

Color indicates shipping lead time in business days.

## Enviroline Junction Series NEMA 3R, 4, 4X, 12, and 13 Wall-Mount Stainless Steel Wire Trough with Window

Part Number	Price	Size HxWxD	Drawing Link	Subpanel	Price
<a href="#">SCE-L9126ELJWSS</a>	\$1,034.00	9.00 x 12.00 x 6.18 [229 x 305 x 157]	<a href="#">PDF</a>	<a href="#">SCE-9P12L</a>	\$26.00
<a href="#">SCE-L9128ELJWSS</a>	\$1,097.00	9.00 x 12.00 x 8.18 [229 x 305 x 208]	<a href="#">PDF</a>	<a href="#">SCE-9P12L</a>	\$26.00
<a href="#">SCE-L9186ELJWSS</a>	\$1,045.00	9.00 x 18.00 x 6.18 [229 x 457 x 157]	<a href="#">PDF</a>	<a href="#">SCE-9P18L</a>	\$37.00
<a href="#">SCE-L9188ELJWSS</a>	\$1,107.00	9.00 x 18.00 x 8.18 [229 x 457 x 208]	<a href="#">PDF</a>	<a href="#">SCE-9P18L</a>	\$37.00
<a href="#">SCE-L9246ELJWSS</a>	\$1,140.00	9.00 x 24.00 x 6.18 [229 x 610 x 157]	<a href="#">PDF</a>	<a href="#">SCE-9P24L</a>	\$40.50
<a href="#">SCE-L9248ELJWSS</a>	\$1,209.00	9.00 x 24.00 x 8.18 [229 x 610 x 208]	<a href="#">PDF</a>	<a href="#">SCE-9P24L</a>	\$40.50
<a href="#">SCE-L9306ELJWSS</a>	\$1,151.00	9.00 x 30.00 x 6.18 [229 x 762 x 157]	<a href="#">PDF</a>	<a href="#">SCE-9P30L</a>	\$44.50
<a href="#">SCE-L9308ELJWSS</a>	\$1,220.00	9.00 x 30.00 x 8.18 [229 x 762 x 208]	<a href="#">PDF</a>	<a href="#">SCE-9P30L</a>	\$44.50
<a href="#">SCE-L9366ELJWSS</a>	\$1,163.00	9.00 x 36.00 x 6.18 [229 x 914 x 157]	<a href="#">PDF</a>	<a href="#">SCE-9P36L</a>	\$48.50
<a href="#">SCE-L9368ELJWSS</a>	\$1,233.00	9.00 x 36.00 x 8.18 [229 x 914 x 208]	<a href="#">PDF</a>	<a href="#">SCE-9P36L</a>	\$48.50


Note: Dimensions in inches [millimeters].

# Enviroline Junction Series

## NEMA 3R, 4, 12, and 13 Wire Trough



Your Enclosure Source®



### Applications

Designed to house electrical controls, instruments, and components used in an indoor or outdoor environment to provide a degree of protection for the equipment inside the enclosure against ingress of solid foreign objects (falling dirt); and provide a degree of protection with respect to the harmful effects on the equipment due to the ingress of water (rain, sleet, snow).

### Finish

- ANSI 61 gray or RAL 7035 powder coated inside and out
- Optional subpanels are powder coated white.

### Listings

- NEMA Type 3R, 4, 12, and 13
- cULus Listed Type 3R, 4 and 12 [File E69392]
- IEC 60529 IP66



### Construction

- 16-gauge carbon steel
- Seams continuously welded and ground smooth
- Flange trough collar around all sides of door opening
- Poured-in-place oil- and water-resistant gasket
- Standoffs are provided for mounting optional subpanels.
- Removable hinges
- Doors open 180°
- Black, mini 1/4-turn latches
- Latches are opened or closed with a screwdriver.
- Sealing washers and hole plugs are included.
- Ground stud on door and body
- Mounting feet included
- Padlocking or keylocking latches, and tamper-resistant hardware are available.

### Shipping Schedule

Same day

1 - 15 days

Color indicates shipping lead time in business days.

### Enviroline Junction Series NEMA 3R, 4, 12, and 13 Wire Trough

ANSI 61 Gray	RAL 7035 Gray	Price	Size HxWxD	Drawing Link	Optional Subpanel	Price
<a href="#">SCE-L9126ELJ</a>	<a href="#">SCE-L9126ELJLG</a>	\$204.00	9.00 x 12.00 x 6.19 [229 x 305 x 157]	<a href="#">PDF</a>	<a href="#">SCE-9P12L</a>	\$26.00
<a href="#">SCE-L9128ELJ</a>	<a href="#">SCE-L9128ELJLG</a>	\$217.00	9.00 x 12.00 x 8.19 [229 x 305 x 208]	<a href="#">PDF</a>	<a href="#">SCE-9P12L</a>	\$26.00
<a href="#">SCE-L9186ELJ</a>	<a href="#">SCE-L9186ELJLG</a>	\$206.00	9.00 x 18.00 x 6.19 [229 x 457 x 157]	<a href="#">PDF</a>	<a href="#">SCE-9P18L</a>	\$37.00
<a href="#">SCE-L9188ELJ</a>	<a href="#">SCE-L9188ELJLG</a>	\$219.00	9.00 x 18.00 x 8.19 [229 x 457 x 208]	<a href="#">PDF</a>	<a href="#">SCE-9P18L</a>	\$37.00
<a href="#">SCE-L9246ELJ</a>	<a href="#">SCE-L9246ELJLG</a>	\$212.00	9.00 x 24.00 x 6.19 [229 x 610 x 157]	<a href="#">PDF</a>	<a href="#">SCE-9P24L</a>	\$40.50
<a href="#">SCE-L9248ELJ</a>	<a href="#">SCE-L9248ELJLG</a>	\$225.00	9.00 x 24.00 x 8.19 [229 x 610 x 208]	<a href="#">PDF</a>	<a href="#">SCE-9P24L</a>	\$40.50
<a href="#">SCE-L9306ELJ</a>	<a href="#">SCE-L9306ELJLG</a>	\$214.00	9.00 x 30.00 x 6.19 [229 x 762 x 157]	<a href="#">PDF</a>	<a href="#">SCE-9P30L</a>	\$44.50
<a href="#">SCE-L9308ELJ</a>	<a href="#">SCE-L9308ELJLG</a>	\$227.00	9.00 x 30.00 x 8.19 [229 x 762 x 208]	<a href="#">PDF</a>	<a href="#">SCE-9P30L</a>	\$44.50
<a href="#">SCE-L9366ELJ</a>	<a href="#">SCE-L9366ELJLG</a>	\$218.00	9.00 x 36.00 x 6.19 [229 x 914 x 157]	<a href="#">PDF</a>	<a href="#">SCE-9P36L</a>	\$48.50
<a href="#">SCE-L9368ELJ</a>	<a href="#">SCE-L9368ELJLG</a>	\$231.00	9.00 x 36.00 x 8.19 [229 x 914 x 208]	<a href="#">PDF</a>	<a href="#">SCE-9P36L</a>	\$48.50

Note: Dimensions in inches [millimeters].

# NEMA 1 Wire Trough



Your Enclosure Source®



## Applications

Designed to house electrical controls, instruments, and components in areas that do not require oil, water and dust tight protection.

## Construction

- 16-gauge or 18-gauge carbon steel, depending on size
  - See drawings for details
- Spot weld construction
- Standoffs are provided for mounting optional subpanels.
- Removable cover
- Black, 1/4-turn latches
- Latches are opened or closed with a screwdriver.
- Ground stud on door and body
- Mounting holes in back of enclosure
- Tamper-resistant 1/4-turn latches available

## Finish

- ANSI 61 gray powder coated inside and out

## Listings

- NEMA Type 1
- cULus Listed Type 1
- IEC 60529 IP30



### Shipping Schedule

Same day 1 - 15 days

Color indicates shipping lead time in business days.

### NEMA 1 Single-Door Wall-Mount

Part Number	Price	Size HxWxD	Drawing Link
<a href="#">SCE-L9N126LP</a>	\$203.00	9.00 x 12.00 x 6.18 [229 x 305 x 157]	<a href="#">PDF</a>
<a href="#">SCE-L9N128LP</a>	\$215.00	9.00 x 12.00 x 8.18 [229 x 305 x 208]	<a href="#">PDF</a>
<a href="#">SCE-L9N186LP</a>	\$204.00	9.00 x 18.00 x 6.18 [229 x 457 x 157]	<a href="#">PDF</a>
<a href="#">SCE-L9N188LP</a>	\$217.00	9.00 x 18.00 x 8.18 [229 x 457 x 208]	<a href="#">PDF</a>
<a href="#">SCE-L9N246LP</a>	\$211.00	9.00 x 24.00 x 6.18 [229 x 610 x 157]	<a href="#">PDF</a>
<a href="#">SCE-L9N248LP</a>	\$223.00	9.00 x 24.00 x 8.18 [229 x 610 x 208]	<a href="#">PDF</a>
<a href="#">SCE-L9N306LP</a>	\$212.00	9.00 x 30.00 x 6.18 [229 x 762 x 157]	<a href="#">PDF</a>
<a href="#">SCE-L9N308LP</a>	\$224.00	9.00 x 30.00 x 8.18 [229 x 762 x 208]	<a href="#">PDF</a>
<a href="#">SCE-L9N366LP</a>	\$215.00	9.00 x 36.00 x 6.18 [229 x 914 x 157]	<a href="#">PDF</a>
<a href="#">SCE-L9N368LP</a>	\$216.00	9.00 x 36.00 x 8.18 [229 x 914 x 208]	<a href="#">PDF</a>

Note: Dimensions in inches [millimeters].

# Enviroline Junction Series NEMA 3R, 4, 4X, 12, and 13 Stainless Steel Wire Trough



Your Enclosure Source®



## Applications

Designed to house electrical controls, instruments, and components used in an indoor or outdoor environment to provide a degree of protection for the equipment inside the enclosure against ingress of solid foreign objects (falling dirt); and provide a degree of protection with respect to the harmful effects on the equipment due to the ingress of water (rain, sleet, snow).

## Finish

- #4 brushed finish on all exterior surfaces
- Optional subpanels are powder coated white.

## Listings

- NEMA Type 3R, 4, 4X, 12, and 13
- cULus Listed Type 3R, 4, 4X, and 12 [File E69392]
- IEC 60529 IP66



## Construction

- 16-gauge stainless steel Type 304
- Seams continuously welded and ground smooth
- Flange trough collar around all sides of door opening
- Poured-in-place oil- and water-resistant gasket
- Standoffs are provided for mounting optional subpanels.
- Removable hinges
- Doors open 180°
- Black, mini 1/4-turn latches
- Latches are opened or closed with a screwdriver.
- Sealing washers and hole plugs are included.
- Ground stud on door and body
- Mounting feet included
- Padlocking or keylocking latches, and tamper-resistant hardware are available.

## Shipping Schedule

Same day 1 - 15 days

Color indicates shipping lead time in business days.

## Enviroline Junction Series NEMA 3R, 4, 4X, 12, and 13 Stainless Steel Wire Trough

Part Number	Price	Size HxWxD	Drawing Link	Optional Subpanel	Price
<a href="#">SCE-L9126ELJSS</a>	\$717.00	9.00 x 12.00 x 6.18 [229 x 305 x 157]	<a href="#">PDF</a>	<a href="#">SCE-9P12L</a>	\$26.00
<a href="#">SCE-L9128ELJSS</a>	\$760.00	9.00 x 12.00 x 8.18 [229 x 305 x 208]	<a href="#">PDF</a>	<a href="#">SCE-9P12L</a>	\$26.00
<a href="#">SCE-L9186ELJSS</a>	\$797.00	9.00 x 18.00 x 6.18 [229 x 457 x 157]	<a href="#">PDF</a>	<a href="#">SCE-9P18L</a>	\$37.00
<a href="#">SCE-L9188ELJSS</a>	\$844.00	9.00 x 18.00 x 8.18 [229 x 457 x 208]	<a href="#">PDF</a>	<a href="#">SCE-9P18L</a>	\$37.00
<a href="#">SCE-L9246ELJSS</a>	\$803.00	9.00 x 24.00 x 6.18 [229 x 610 x 157]	<a href="#">PDF</a>	<a href="#">SCE-9P24L</a>	\$40.50
<a href="#">SCE-L9248ELJSS</a>	\$851.00	9.00 x 24.00 x 8.18 [229 x 610 x 208]	<a href="#">PDF</a>	<a href="#">SCE-9P24L</a>	\$40.50
<a href="#">SCE-L9306ELJSS</a>	\$871.00	9.00 x 30.00 x 6.18 [229 x 762 x 157]	<a href="#">PDF</a>	<a href="#">SCE-9P30L</a>	\$44.50
<a href="#">SCE-L9308ELJSS</a>	\$924.00	9.00 x 30.00 x 8.18 [229 x 762 x 208]	<a href="#">PDF</a>	<a href="#">SCE-9P30L</a>	\$44.50
<a href="#">SCE-L9366ELJSS</a>	\$936.00	9.00 x 36.00 x 6.18 [229 x 914 x 157]	<a href="#">PDF</a>	<a href="#">SCE-9P36L</a>	\$48.50
<a href="#">SCE-L9368ELJSS</a>	\$992.00	9.00 x 36.00 x 8.18 [229 x 914 x 208]	<a href="#">PDF</a>	<a href="#">SCE-9P36L</a>	\$48.50

Note: Dimensions in inches [millimeters].



# NEMA 3R, 12, and 13 Operator Consoles



Your Enclosure Source®



## Applications

Designed for electronic controls and instruments. Equipment can be mounted on the sloping control panel door. Interior components mount to stationary panels. Provides protection from dirt, oil, dust and water.

## Construction

- 14-gauge carbon steel
- Sloping control panel door is attached with concealed hinge on bottom edge.
- Door opens 90°
- Black zinc diecast keylocking/padlocking handle
- 3-point latching mechanism
- Seams continuously welded and ground smooth
- Poured-in-place oil- and water-resistant gasket on door
- Interior print pocket
- Optional back and side panels are mounted on collar studs.
- Removable eyebolts
- Ground stud on door and body
- Hole plugs are provided to seal holes in bottom of enclosure.

## Finish

- ANSI 61 Gray powder coated inside and out
- Optional subpanels are power coated white.

## Listings

- NEMA Type 3R, 12 and 13
- cULus Listed Type 3R and 12 [File E69392]
- IEC 60529 IP55



## Shipping Schedule

Same day 1 - 15 days

Color indicates shipping lead time in business days.

## NEMA 3R, 12, and 13 Operator Consoles

Part Number	Price	Size HxWxD	Drawing Link	Optional Back Subpanel	Price	Optional Side-Mount Panel	Price
<a href="#"><b>SCE-924B</b></a>	\$1,652.00	48.00 x 24.00 x 18.00 [1219 x 610 x 457]	<a href="#">PDF</a>	<a href="#"><b>SCE-30P20</b></a>	\$77.00	<a href="#"><b>SCE-30P20</b></a>	\$77.00
<a href="#"><b>SCE-936B</b></a>	\$2,029.00	48.00 x 36.00 x 18.00 [1219 x 914 x 457]	<a href="#">PDF</a>	<a href="#"><b>SCE-30P20</b></a>	\$77.00	<a href="#"><b>SCE-30P20</b></a>	\$77.00

Note: Dimensions in inches [millimeters].

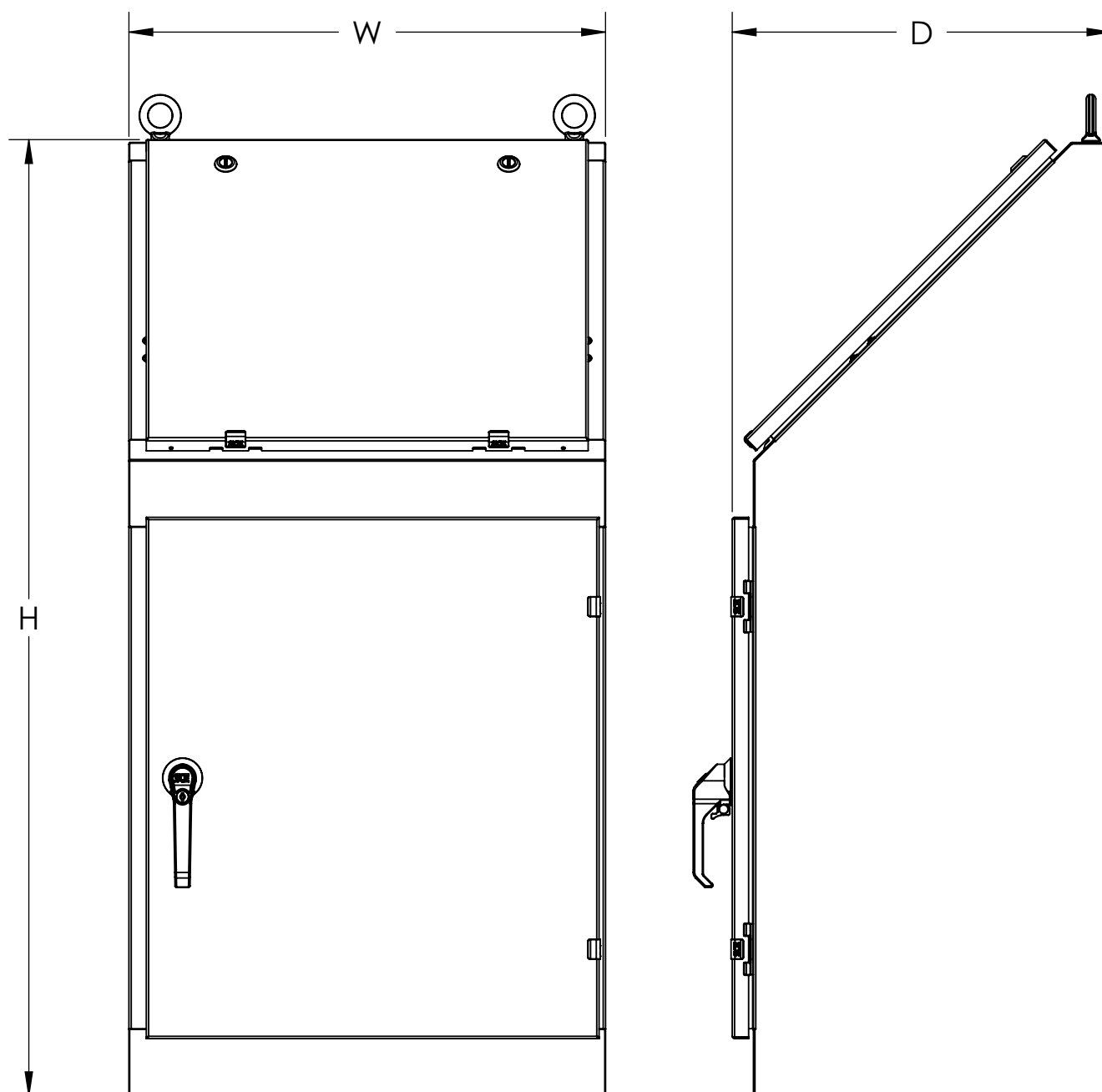
Consoles can accommodate one back subpanel and two side-mount subpanels.



# NEMA 3R, 12, and 13 Operator Consoles



## Dimensions



# Series 14 NEMA 3R, 12, and 13 Single-Door Operator Consoles



Your Enclosure Source®



## Applications

Designed for electronic controls and instruments. Equipment can be mounted on the sloping control panel door. Interior components mount to stationary panels. Heavy duty construction provides protection from dirt, oil, dust, and water.

## Construction

- 14-gauge carbon steel
- Sloping control panel door is attached with concealed hinge on bottom edge.
- Door opens 90°
- Black zinc diecast keylocking/padlocking handles on front and rear doors
- 3-point latching mechanism
- Seams continuously welded and ground smooth
- Poured-in-place oil- and water-resistant gasket on door
- Optional equipment mounts to horizontal channels welded to sides.
- Optional writing desk and top section available
- Interior print pocket
- Removable eyebolts in console body
- Ground stud on door and body
- Hole plugs are provided to seal holes in bottom of enclosure.

## Finish

- ANSI 61 gray powder coated inside and out
- Optional panels are powder coated white.

## Listings

- NEMA Type 3R, 12, and 13
- cULus Listed Type 3R and 12 [File E69392]
- IEC 60529 IP55



## Shipping Schedule

Same day	1 - 15 days
----------	-------------

Color indicates shipping lead time in business days.

## Series 14 NEMA 3R, 12, and 13 Single-Door Operator Consoles

Console Base	Price	Console Base Size HxWxD	Drawing Link	Console Top	Price	Drawing Link	Rack Mounting Angle	Price	Writing Desk	Price	Drawing Link
<a href="#"><b>SCE-14B</b></a>	\$2,426.00	50.00 x 24.00 x 25.06 [1270 x 610 x 637]	<a href="#">PDF</a>	<a href="#"><b>SCE-14T</b></a>	\$619.00	<a href="#">PDF</a>	<a href="#"><b>SCE-14R</b></a>	\$199.00	<a href="#"><b>SCE-14W</b></a>	\$179.00	<a href="#">PDF</a>
<a href="#"><b>SCE-1436B</b></a>	\$2,837.00	50.00 x 36.00 x 25.06 [1270 x 914 x 637]	<a href="#">PDF</a>	<a href="#"><b>SCE-1436T</b></a>	\$767.00	<a href="#">PDF</a>	—	—	<a href="#"><b>SCE-1436W</b></a>	\$231.00	<a href="#">PDF</a>

Note: Dimensions in inches [millimeters].

## Series 14 NEMA 3R, 12, and 13 Single-Door Operator Console Subpanels

Console Base	Optional Swing-Out Panel	Price	Optional Full-Height Subpanel	Price	Optional Half-Height Subpanel	Price
<a href="#"><b>SCE-14B</b></a>	<a href="#"><b>SCE-14P3</b></a>	\$288.00	<a href="#"><b>SCE-14P3</b></a>	\$288.00	<a href="#"><b>SCE-14P2</b></a>	\$200.00
<a href="#"><b>SCE-1436B</b></a>	<a href="#"><b>SCE-1436P3</b></a>	\$380.00	<a href="#"><b>SCE-1436P3</b></a>	\$380.00	<a href="#"><b>SCE-1436P2</b></a>	\$246.00

# Series 14 NEMA 3R, 12, and 13 Double-Door Operator Consoles



Your Enclosure Source®



## Applications

Designed for electronic controls and instruments. Equipment can be mounted on the sloping control panel door. Interior components mount to stationary panels. Heavy duty construction provides protection from dirt, oil, dust, and water.

## Construction

- 14-gauge carbon steel
- Sloping control panel door is attached with concealed hinge on bottom edge.
- Door opens 90°
- Black zinc diecast keylocking/padlocking handles on front and rear doors
- 3-point latching mechanism
- Seams continuously welded and ground smooth
- Poured-in-place oil- and water-resistant gasket on door
- Optional equipment mounts to horizontal channels welded to sides.
- Optional writing desk and top section available
- Interior print pocket
- Removable eyebolts in console body
- Ground stud on door and body
- Hole plugs are provided to seal holes in bottom of enclosure.

## Finish

- ANSI 61 gray powder coated inside and out
- Optional panels are powder coated white.

## Listings

- NEMA Type 3R, 12, and 13
- cULus Listed Type 3R and 12 [File E69392]
- IEC60529 IP55



## Shipping Schedule

Same day 1 - 15 days

Color indicates shipping lead time in business days.

## Series 14 NEMA 3R, 12, and 13 Double-Door Operator Consoles

Console Base	Price	Console Base Size HxWxD	Drawing Link	Console Top	Price	Drawing Link	Writing Desk	Price	Drawing Link
<a href="#">SCE-1448BD</a>	\$3,650.00	50.00 x 48.00 x 25.06 [1270 x 1219 x 637]	<a href="#">PDF</a>	<a href="#">SCE-1448T</a>	\$916.00	<a href="#">PDF</a>	<a href="#">SCE-1448W</a>	\$285.00	<a href="#">PDF</a>
<a href="#">SCE-1460BD</a>	\$3,777.00	50.00 x 60.00 x 25.06 [1270 x 1524 x 637]	<a href="#">PDF</a>	<a href="#">SCE-1460T</a>	\$1,061.00	<a href="#">PDF</a>	<a href="#">SCE-1460W</a>	\$347.00	<a href="#">PDF</a>
<a href="#">SCE-1472BD</a>	\$4,137.00	50.00 x 72.00 x 25.06 [1270 x 1829 x 637]	<a href="#">PDF</a>	<a href="#">SCE-1472T</a>	\$1,210.00	<a href="#">PDF</a>	<a href="#">SCE-1472W</a>	\$388.00	<a href="#">PDF</a>

Note: Dimensions in inches [millimeters].

## Series 14 NEMA 3R, 12, and 13 Double-Door Operator Console Subpanels

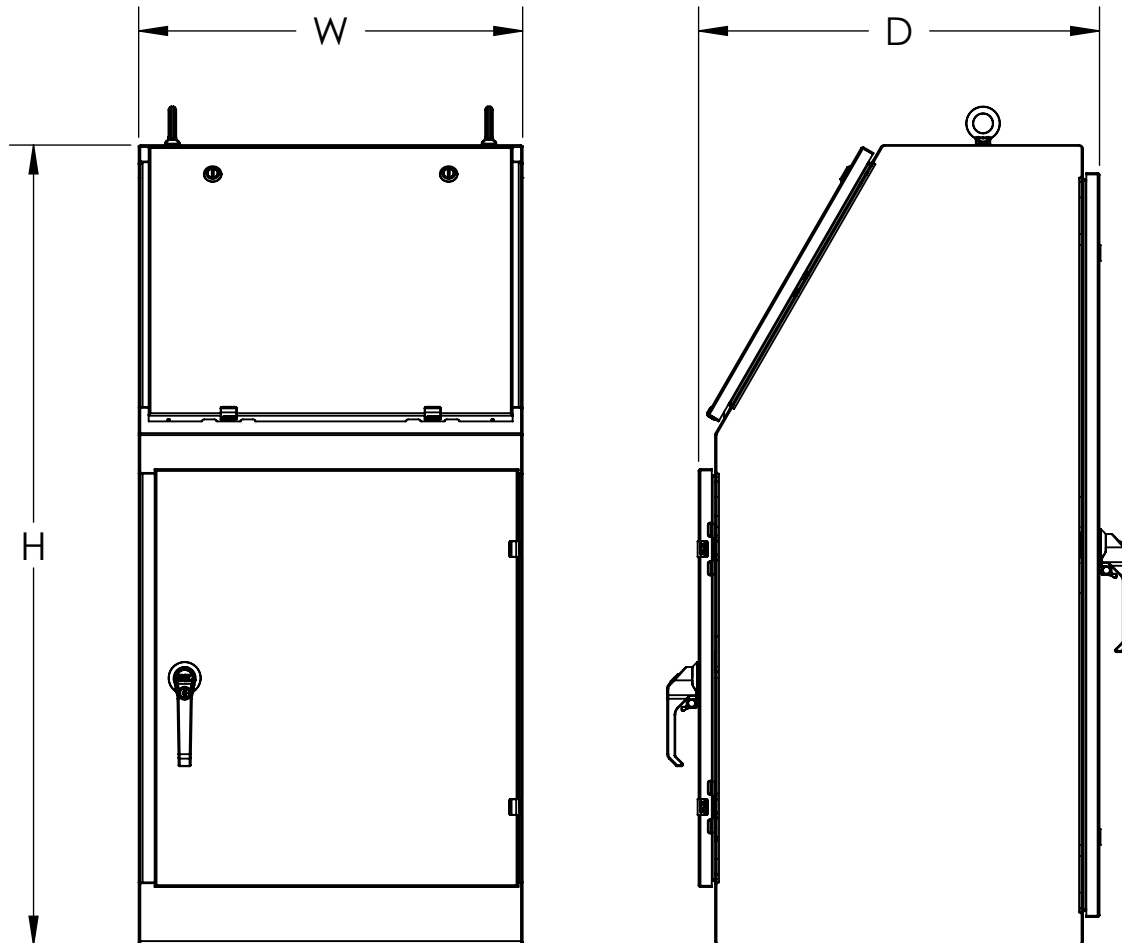
Console Base	Optional Full-Height Subpanel	Price	Optional Half-Height Subpanel	Price
<a href="#">SCE-1448BD</a>	<a href="#">SCE-1448P3</a>	\$467.00	<a href="#">SCE-1448P2</a>	\$295.00
<a href="#">SCE-1460BD</a>	<a href="#">SCE-1460P3</a>	\$559.00	<a href="#">SCE-1460P2</a>	\$341.00
<a href="#">SCE-1472BD</a>	—	—	<a href="#">SCE-1472P3</a>	\$647.00

# Series 14 NEMA 3R, 12, and 13 Operator Consoles

## Console Base Dimensions



*Your Enclosure Source®*



# NEMA 3R, 12, and 13 Desk Consoles



## Applications

Intended for indoor use to provide a degree of protection to personnel against access to hazardous parts, also to provide a degree of protection for the equipment inside the enclosure against ingress of solid foreign objects and falling dirt, to provide a degree of protection with respect to harmful effects on the equipment due to the ingress of water, splashing water. Designed for use in a standing or sitting position with single or dual access and top that opens for easy accessibility.

## Construction

- 14-gauge carbon steel
- Seams continuously welded and ground smooth
- 25° slope top
- Door props on sloped door to hold in the open position
- Poured-in-place oil- and water-resistant gasket
- Flange trough collar around all sides of door opening
- Concealed hinges
- Removable doors
- Removable print pocket
- Ground studs on door and body
- Rubber pads with provision for leveling pads on bottom of enclosure
- Black, 1/4-turn latches on top door
- Keylocking, black 3-point flush swing handle in front door of single access, front and rear doors on dual access
- Mounting studs welded on interior back for mounting optional subpanels on single access console
- Mounting channels welded on sides of interior body for mounting optional subpanels on dual access console
- Mounting hardware is included for one optional subpanel.
- Use [SCE-FSPS](#) mounting hardware Kits to mount additional subpanels on dual access consoles.

## Finish

- ANSI 61 gray powder coated inside and out
- Optional panels are powder coated white.

## Listings

- NEMA Type 3R, 12, and 13
- cULus Listed Type 3R and 12 [File E69392]
- IEC 60529 IP55



# NEMA 3R, 12, and 13 Desk Consoles



## Shipping Schedule

Same day

1 - 15 days

Color indicates shipping lead time in business days.

## NEMA 3R, 12, and 13 Desk Consoles

Part Number	Price	Size HxWxD	Drawing Link	Optional Subpanel	Price
<b>Single-Access Single-Door</b>					
<a href="#"><u>SCE-403716SDC</u></a>	\$1,462.00	41.18 x 37.25 x 21.50 [1046 x 946 x 546]	<a href="#"><u>PDF</u></a>	<a href="#"><u>SCE-36P30</u></a>	\$141.00
<a href="#"><u>SCE-463719SDC</u></a>	\$1,968.00	47.18 x 37.25 x 24.50 [1198 x 946 x 622]	<a href="#"><u>PDF</u></a>	<a href="#"><u>SCE-36P36</u></a>	\$165.00
<b>Dual-Access Single-Door</b>					
<a href="#"><u>SCE-463719DC</u></a>	\$2,078.00	47.18 x 37.25 x 25.57 [1198 x 946 x 649]	<a href="#"><u>PDF</u></a>	<a href="#"><u>SCE-36P36</u></a>	\$165.00
<b>Single-Access Double-Door</b>					
<a href="#"><u>SCE-464919SDC</u></a>	\$2,276.00	47.18 x 49.25 x 24.50 [1198 x 1251 x 622]	<a href="#"><u>PDF</u></a>	<a href="#"><u>SCE-48P36</u></a>	\$214.00
<a href="#"><u>SCE-466019SDC</u></a>	\$2,946.00	47.18 x 59.88 x 24.50 [1198 x 1521 x 622]	<a href="#"><u>PDF</u></a>	<a href="#"><u>SCE-60PC36</u></a>	\$252.00
<b>Dual-Access Double-Door</b>					
<a href="#"><u>SCE-464919DC</u></a>	\$2,393.00	47.18 x 49.25 x 25.57 [1198 x 1251 x 649]	<a href="#"><u>PDF</u></a>	<a href="#"><u>SCE-48P36</u></a>	\$214.00
<a href="#"><u>SCE-466019DC</u></a>	\$3,181.00	47.18 x 59.88 x 25.57 [1198 x 1521 x 649]	<a href="#"><u>PDF</u></a>	<a href="#"><u>SCE-60PC36</u></a>	\$252.00
Note: Dimensions in inches [millimeters].					

# NEMA 3R, 4, 12, and 13 Desk Consoles



## Applications

Intended for indoor use to provide a degree of protection to personnel against access to hazardous parts, also to provide a degree of protection for the equipment inside the enclosure against ingress of solid foreign objects and falling dirt, to provide a degree of protection with respect to harmful effects on the equipment due to the ingress of water, splashing water. Designed for use in a standing or sitting position with single or dual access and top that opens for easy accessibility.

## Construction

- 14-gauge carbon steel
- Seams continuously welded and ground smooth
- 25° slope top
- Door props on sloped door to hold in the open position
- Poured-in-place oil- and water-resistant gasket
- Flange trough collar around all sides of door opening
- Concealed hinges
- Removable doors
- Removable print pocket
- Ground studs on door and body
- Rubber pads with provision for leveling pads on bottom of enclosure
- Black, 1/4-turn latches on top door
- Keylocking, black 3-point flush swing handle in front door of single access, front and rear doors on dual access
- Mounting studs welded on interior back for mounting optional subpanels on single access console
- Mounting channels welded on sides of interior body for mounting optional subpanels on dual access console
- Mounting hardware is included for one optional subpanel.

## Finish

- ANSI 61 gray powder coated inside and out
- Optional panels are powder coated white.

## Listings

- NEMA Type 3R, 4, 12, and 13
- cULus Listed Type 3R, 4, and 12 [File E69392]
- IEC 60529 IP55



# NEMA 3R, 4, 12, and 13 Desk Consoles



## Shipping Schedule

Same day	1 - 15 days
----------	-------------

Color indicates shipping lead time in business days.

## NEMA 3R, 4, 12, and 13 Desk Consoles

Part Number	Price	Size HxWxD	Drawing Link	Optional Subpanel	Price
<b>Single-Access Single-Door</b>					
<a href="#"><u>SCE-402516SDC</u></a>	\$1,287.00	41.18 x 25.25 x 21.50 [1046 x 641 x 546]	<a href="#"><u>PDF</u></a>	<a href="#"><u>SCE-30P24</u></a>	\$88.00
<a href="#"><u>SCE-462519SDC</u></a>	\$1,773.00	47.18 x 25.25 x 24.50 [1198 x 641 x 622]	<a href="#"><u>PDF</u></a>	<a href="#"><u>SCE-36P24</u></a>	\$105.00
<b>Dual-Access Single-Door</b>					
<a href="#"><u>SCE-462519DC</u></a>	\$1,888.00	47.18 x 25.25 x 25.57 [1198 x 641 x 649]	<a href="#"><u>PDF</u></a>	<a href="#"><u>SCE-36P24</u></a>	\$105.00
<b>Dual-Access Two-Door with Center Channel</b>					
<a href="#"><u>SCE-464919DCC</u></a>	\$2,814.00	47.18 x 49.25 x 25.57 [1198 x 1251 x 649]	<a href="#"><u>PDF</u></a>	<a href="#"><u>SCE-48P36</u></a>	\$214.00
<a href="#"><u>SCE-466019DCC</u></a>	\$3,615.00	47.18 x 59.88 x 25.57 [1198 x 1521 x 649]	<a href="#"><u>PDF</u></a>	<a href="#"><u>SCE-60PC36</u></a>	\$252.00
Note: Dimensions in inches [millimeters].					



# NEMA 3R, 12, and 13 Stainless Steel Desk Consoles



*Your Enclosure Source®*



## Applications

Intended for indoor use to provide a degree of protection to personnel against access to hazardous parts, also to provide a degree of protection for the equipment inside the enclosure against ingress of solid foreign objects and falling dirt, to provide a degree of protection with respect to harmful effects on the equipment due to the ingress of water, splashing water. Designed for use in standing or sitting position with single and dual access and top that opens for easy accessibility.

## Construction

- 14-gauge stainless steel Type 304 and 316/316L
- 25° slope top
- Door props on sloped door to hold in the open position
- Oil- and water-resistant gasket
- Flange trough collar around all sides of door opening
- Concealed hinges
- Removable doors
- Removable print pocket
- Ground studs on door and body
- Rubber pads with provision for leveling pads on bottom of enclosure
- Black, 1/4-turn latches on top door
- Keylocking, black 3-point flush swing handle in front door of single access, front and rear doors on dual access
- Mounting studs welded on interior back for mounting optional subpanels on single access console
- Mounting channels welded on sides of interior body for mounting optional subpanels on dual access console
- Mounting hardware is included for one optional subpanel.
- Optional tamper-resistant inserts or padlocking handles are available.

## Finish

- #4 brushed finish on all exterior surfaces
- Optional panels are powder coated white.

## Listings

- NEMA Type 3R, 12, and 13
- cULus Listed Type 3R and 12 [File E69392]
- IEC 60529 IP55



# NEMA 3R, 12, and 13 Stainless Steel Desk Consoles



## Shipping Schedule

Same day

1 - 15 days

Color indicates shipping lead time in business days.

## 304 Stainless Steel Desk Consoles

Part Number	Price	Size HxWxD	Drawing Link	Optional Subpanel	Price
<b>Single-Access Single-Door</b>					
<a href="#">SCE-463719SDCSS</a>	\$6,416.00	47.18 x 37.25 x 24.50 [1198 x 946 x 622]	<a href="#">PDF</a>	<a href="#">SCE-36P36</a>	\$165.00
<b>Dual-Access Single-Door</b>					
<a href="#">SCE-463719DCSS6</a>	\$7,177.00	47.18 x 37.25 x 24.50 [1198 x 946 x 622]	<a href="#">PDF</a>	<a href="#">SCE-36P36</a>	\$165.00
<b>Single-Access Double-Door</b>					
<a href="#">SCE-464919SDCSS</a>	\$7,421.00	47.18 x 49.25 x 24.50 [1198 x 1251 x 622]	<a href="#">PDF</a>	<a href="#">SCE-48P36</a>	\$214.00
<a href="#">SCE-466019SDCSS</a>	\$9,607.00	47.18 x 59.88 x 24.50 [1198 x 1521 x 622]	<a href="#">PDF</a>	<a href="#">SCE-60PC36</a>	\$252.00
<b>Dual-Access Double-Door</b>					
<a href="#">SCE-464919DCSS</a>	\$7,804.00	47.18 x 49.25 x 25.57 [1198 x 1251 x 649]	<a href="#">PDF</a>	<a href="#">SCE-48P36</a>	\$214.00
<a href="#">SCE-466019DCSS</a>	\$10,373.00	47.18 x 59.88 x 25.57 [1198 x 1521 x 649]	<a href="#">PDF</a>	<a href="#">SCE-60PC36</a>	\$252.00

Note: Dimensions in inches [millimeters].

## 316 Stainless Steel Desk Consoles

Part Number	Price	Size HxWxD	Drawing Link	Optional Subpanel	Price
<b>Single-Access Single-Door</b>					
<a href="#">SCE-463719SDCSS6</a>	\$6,795.00	47.18 x 37.25 x 25.57 [1198 x 946 x 649]	<a href="#">PDF</a>	<a href="#">SCE-36P36</a>	\$165.00
<b>Dual-Access Single-Door</b>					
<a href="#">SCE-463719DCSS</a>	\$6,776.00	47.18 x 37.25 x 25.57 [1198 x 946 x 649]	<a href="#">PDF</a>	<a href="#">SCE-36P36</a>	\$165.00
<b>Single-Access Double-Door</b>					
<a href="#">SCE-464919SDCSS6</a>	\$7,859.00	47.18 x 49.25 x 24.50 [1198 x 1251 x 622]	<a href="#">PDF</a>	<a href="#">SCE-48P36</a>	\$214.00
<a href="#">SCE-466019SDCSS6</a>	\$10,174.00	47.18 x 59.88 x 24.50 [1198 x 1521 x 622]	<a href="#">PDF</a>	<a href="#">SCE-60PC36</a>	\$252.00
<b>Dual-Access Double-Door</b>					
<a href="#">SCE-464919DCSS6</a>	\$8,265.00	47.18 x 49.25 x 25.57 [1198 x 1251 x 649]	<a href="#">PDF</a>	<a href="#">SCE-48P36</a>	\$214.00
<a href="#">SCE-466019DCSS6</a>	\$10,986.00	47.18 x 59.88 x 25.57 [1198 x 1521 x 649]	<a href="#">PDF</a>	<a href="#">SCE-60PC36</a>	\$252.00

Note: Dimensions in inches [millimeters].

# NEMA 3R, 4, 4X, 12, and 13 Stainless Steel Desk Consoles



*Your Enclosure Source®*



## Applications

Intended for indoor use to provide a degree of protection to personnel against access to hazardous parts, also to provide a degree of protection for the equipment inside the enclosure against ingress of solid foreign objects and falling dirt, to provide a degree of protection with respect to harmful effects on the equipment due to the ingress of water, splashing water. Designed for use in standing or sitting position with single and dual access and top that opens for easy accessibility.

## Construction

- 14-gauge stainless steel Type 304 and 316/316L
- 25° slope top
- Door props on sloped door to hold in the open position
- Oil- and water-resistant gasket
- Flange trough collar around all sides of door opening
- Concealed hinges
- Removable doors
- Removable print pocket
- Ground studs on door and body
- Rubber pads with provision for leveling pads on bottom of enclosure
- Black, 1/4-turn latches on top door
- Keylocking, black 3-point flush swing handle in front door of single access, front and rear doors on dual access
- Mounting studs welded on interior back for mounting optional subpanels on single access console
- Mounting channels welded on sides of interior body for mounting optional subpanels on dual access console
- Mounting hardware is included for one optional subpanel.
- Optional tamper-resistant inserts or padlocking handles are available.

## Finish

- #4 brushed finish on all exterior surfaces
- Optional panels are powder coated white.

## Listings

- NEMA Type 3R, 4, 4X, 12, and 13
- cULus Listed Type 3R, 4, 4X, 12, and 13 [File E69392]
- IEC 60529 IP66



# NEMA 3R, 4, 4X, 12, and 13 Stainless Steel Desk Consoles



Your Enclosure Source®



## Shipping Schedule

Same day

1 - 15 days

Color indicates shipping lead time in business days.

## 304 Stainless Steel Desk Consoles

Part Number	Price	Size HxWxD	Drawing Link	Optional Subpanel	Price
<b>Single-Access Single-Door</b>					
<a href="#"><u>SCE-403716SDCSS</u></a>	\$4,769.00	41.18 x 37.25 x 21.50 [1046 x 946 x 546]	<a href="#"><u>PDF</u></a>	<a href="#"><u>SCE-36P30</u></a>	\$141.00
<a href="#"><u>SCE-402516SDCSS</u></a>	\$4,195.00	41.18 x 25.25 x 21.50 [1046 x 641 x 546]	<a href="#"><u>PDF</u></a>	<a href="#"><u>SCE-30P24</u></a>	\$88.00
<a href="#"><u>SCE-462519SDCSS</u></a>	\$5,780.00	47.18 x 25.25 x 24.50 [1198 x 641 x 622]	<a href="#"><u>PDF</u></a>	<a href="#"><u>SCE-36P24</u></a>	\$105.00
<b>Dual-Access Single-Door</b>					
<a href="#"><u>SCE-462519DCSS6</u></a>	\$6,522.00	47.18 x 25.25 x 24.50 [1198 x 641 x 622]	<a href="#"><u>PDF</u></a>	<a href="#"><u>SCE-36P24</u></a>	\$105.00
<b>Dual-Access Two-Door with Center Channel</b>					
<a href="#"><u>SCE-464919DCCSS</u></a>	\$8,717.00	47.18 x 49.25 x 25.57 [1198 x 1251 x 649]	<a href="#"><u>PDF</u></a>	<a href="#"><u>SCE-48P36</u></a>	\$214.00
<a href="#"><u>SCE-466019DCCSS</u></a>	\$11,198.00	47.18 x 59.88 x 25.57 [1198 x 1521 x 649]	<a href="#"><u>PDF</u></a>	<a href="#"><u>SCE-60PC36</u></a>	\$252.00

Note: Dimensions in inches [millimeters].

## 316 Stainless Steel Desk Consoles

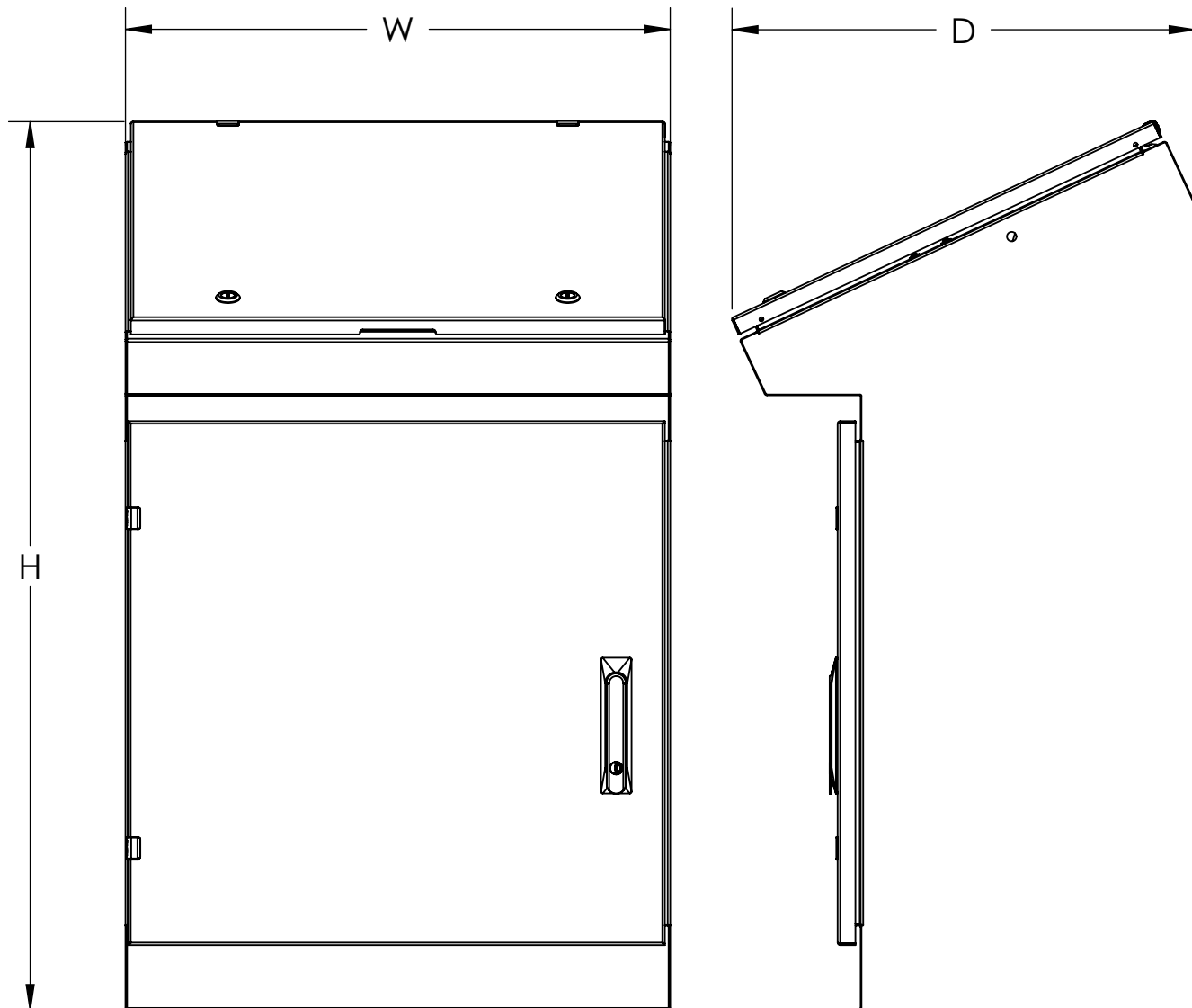
Part Number	Price	Size HxWxD	Drawing Link	Optional Subpanel	Price
<b>Single-Access Single-Door</b>					
<a href="#"><u>SCE-403716SDCSS6</u></a>	\$5,050.00	41.18 x 37.25 x 21.50 [1046 x 946 x 546]	<a href="#"><u>PDF</u></a>	<a href="#"><u>SCE-36P30</u></a>	\$141.00
<a href="#"><u>SCE-402516SDCSS6</u></a>	\$4,443.00	41.18 x 25.25 x 21.50 [1046 x 641 x 546]	<a href="#"><u>PDF</u></a>	<a href="#"><u>SCE-30P24</u></a>	\$88.00
<a href="#"><u>SCE-462519SDCSS6</u></a>	\$6,122.00	47.18 x 25.25 x 25.57 [1198 x 641 x 649]	<a href="#"><u>PDF</u></a>	<a href="#"><u>SCE-36P24</u></a>	\$105.00
<b>Dual-Access Single-Door</b>					
<a href="#"><u>SCE-462519DCSS</u></a>	\$6,158.00	47.18 x 25.25 x 25.57 [1198 x 641 x 649]	<a href="#"><u>PDF</u></a>	<a href="#"><u>SCE-36P24</u></a>	\$105.00
<b>Dual-Access Two-Door with Center Channel</b>					
<a href="#"><u>SCE-464919DCCSS6</u></a>	\$9,232.00	47.18 x 49.25 x 25.57 [1198 x 1251 x 649]	<a href="#"><u>PDF</u></a>	<a href="#"><u>SCE-48P36</u></a>	\$214.00
<a href="#"><u>SCE-466019DCCSS6</u></a>	\$11,860.00	47.18 x 59.88 x 25.57 [1198 x 1521 x 649]	<a href="#"><u>PDF</u></a>	<a href="#"><u>SCE-60PC36</u></a>	\$252.00

Note: Dimensions in inches [millimeters].

# Desk Consoles



## Dimensions



# NEMA 12 and 13 Freestanding Work Stations



Your Enclosure Source®



## Applications

Designed to house a computer, keyboard, monitor and other additional computer equipment in an industrial environment and provide a degree of protection from dust, oil and moisture.

## Construction

- 14-gauge carbon steel or 304 stainless steel
- Seams continuously welded and ground smooth
- Poured-in place oil- and water-resistant gasket
- Flange trough collar around all sides of door opening
- Concealed hinges
- Removable doors
- Ground studs on door and body
- Large, polycarbonate viewing window in top door
- Lifting eyes for easy handling
- Rubber pads with provision for leveling pads on bottom of enclosure
- Black, 1/4-turn latches on top door
- Black, 1/4-turn wing knob latches on keyboard door
- Black, 3-point flush swing handle in lower front and back doors
- Gland plate on lower back of enclosure
- Pullout keyboard shelf with attached self-storing mouse shelf and mouse pad
- Mounting channels welded on sides of interior body for mounting optional subpanels, racks, mounting angles and shelves

## Finish

- RAL 7035 gray powder coated inside and out or #4 brushed finish on all exterior surfaces for stainless steel

## Listings

- NEMA Type 12 and 13
- cULus Listed Type 12 [File E69392]
- IEC 60529 IP55



## Shipping Schedule

Same day	1 - 15 days
----------	-------------

Color indicates shipping lead time in business days.

## NEMA 12 and 13 Carbon Steel Freestanding Work Stations

Part Number	Price	Size HxWxD	Drawing Link	Top Depth	Optional Subpanel	Price
<a href="#">SCE-60P24WS</a>	\$3,174.00	64.00 x 24.25 x 26.39 [1626 x 616 x 670]	<a href="#">PDF</a>	22.15 [563]	<a href="#">SCE-60P24WS</a>	\$84.00
<a href="#">SCE-642432WS</a>	\$3,365.00	64.00 x 24.25 x 34.39 [1626 x 616 x 874]	<a href="#">PDF</a>	22.15 [563]	<a href="#">SCE-60P24WS</a>	\$84.00

Note: Dimensions in inches [millimeters].

## NEMA 12 and 13 Stainless Steel Freestanding Work Stations

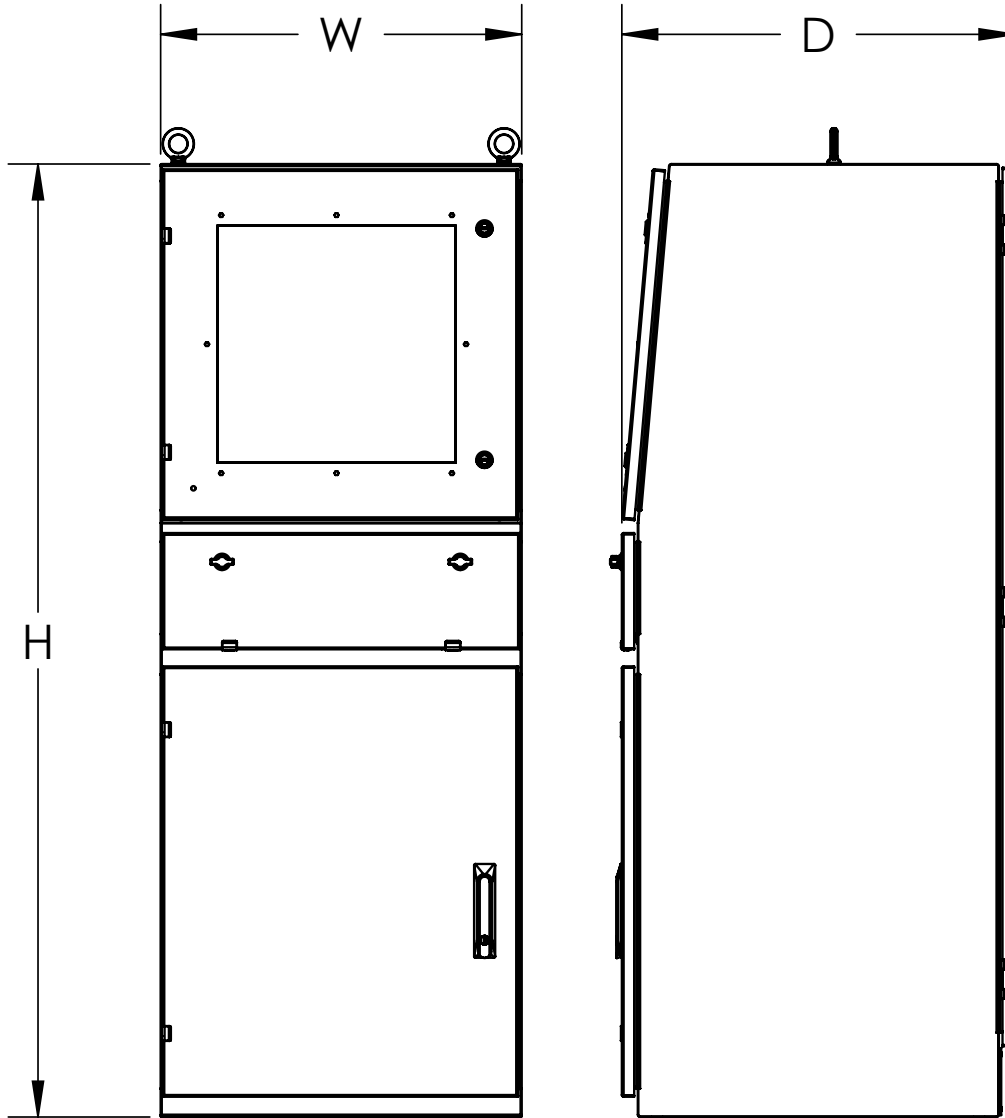
Part Number	Price	Size HxWxD	Drawing Link	Top Depth	Optional Subpanel	Price
<a href="#">SCE-642424SSWS</a>	\$7,135.00	64.00 x 24.25 x 26.39 [1626 x 616 x 670]	<a href="#">PDF</a>	22.15 [563]	<a href="#">SCE-60P24WS</a>	\$84.00
<a href="#">SCE-642432SSWS</a>	\$7,363.00	64.00 x 24.25 x 34.39 [1626 x 616 x 874]	<a href="#">PDF</a>	22.15 [563]	<a href="#">SCE-60P24WS</a>	\$84.00

Note: Dimensions in inches [millimeters].

# NEMA 12 and 13 Freestanding Work Stations



## Dimensions



# NEMA 12 and 13 Pedestal Mount/Desktop Work Station



Your Enclosure Source®



## Applications

Designed to house a computer, keyboard, monitor and other additional computer equipment in an industrial environment and provide degree of protection from dust, oil and moisture.

## Construction

- 14-gauge carbon steel or 304 stainless steel
- Seams continuously welded and ground smooth
- Poured-in-place oil- and water-resistant gasket
- Flange trough collar around all sides of door opening
- Concealed hinges
- Removable doors
- Ground studs on door and body
- Large, polycarbonate viewing window in top door
- Lifting eyes for easy handling
- Black, 1/4-turn latches on top door
- Black, 1/4-turn wing knob latches on keyboard door
- Black, 3-point flush swing handle in back door
- Gland plate on lower back of enclosure
- Pullout keyboard shelf with attached self-storing mouse shelf and mouse pad
- Mounting channels welded on sides of interior body for mounting optional subpanels, racks, mounting angles and shelves

## Finish

- RAL 7035 gray powder coated inside and out or #4 brushed finish on all exterior surfaces

## Listings

- NEMA Type 12 and 13
- cULus Listed Type 12 [File E69392]
- IEC 60529 IP55



## Shipping Schedule

Same day 1 - 15 days

Color indicates shipping lead time in business days.

## NEMA 12 and 13 Carbon Steel Pedestal Mount/Desktop Work Station

Part Number	Price	Size HxWxD	Drawing Link	Top Depth	Optional Subpanel	Price
<a href="#">SCE-342424WS</a>	\$2,297.00	34.00 x 24.25 x 26.39 [864 x 616 x 670]	<a href="#">PDF</a>	22.15 [563]	<a href="#">SCE-60P24WS</a>	\$84.00

Note: Dimensions in inches [millimeters].

## NEMA 12 and 13 304 Stainless Steel Pedestal Mount/Desktop Work Station

Part Number	Price	Size HxWxD	Drawing Link	Top Depth	Optional Subpanel	Price
<a href="#">SCE-342424SSWS</a>	\$6,452.00	34.00 x 24.25 x 26.39 [864 x 616 x 670]	<a href="#">PDF</a>	22.15 [563]	<a href="#">SCE-60P24WS</a>	\$84.00

Note: Dimensions in inches [millimeters].

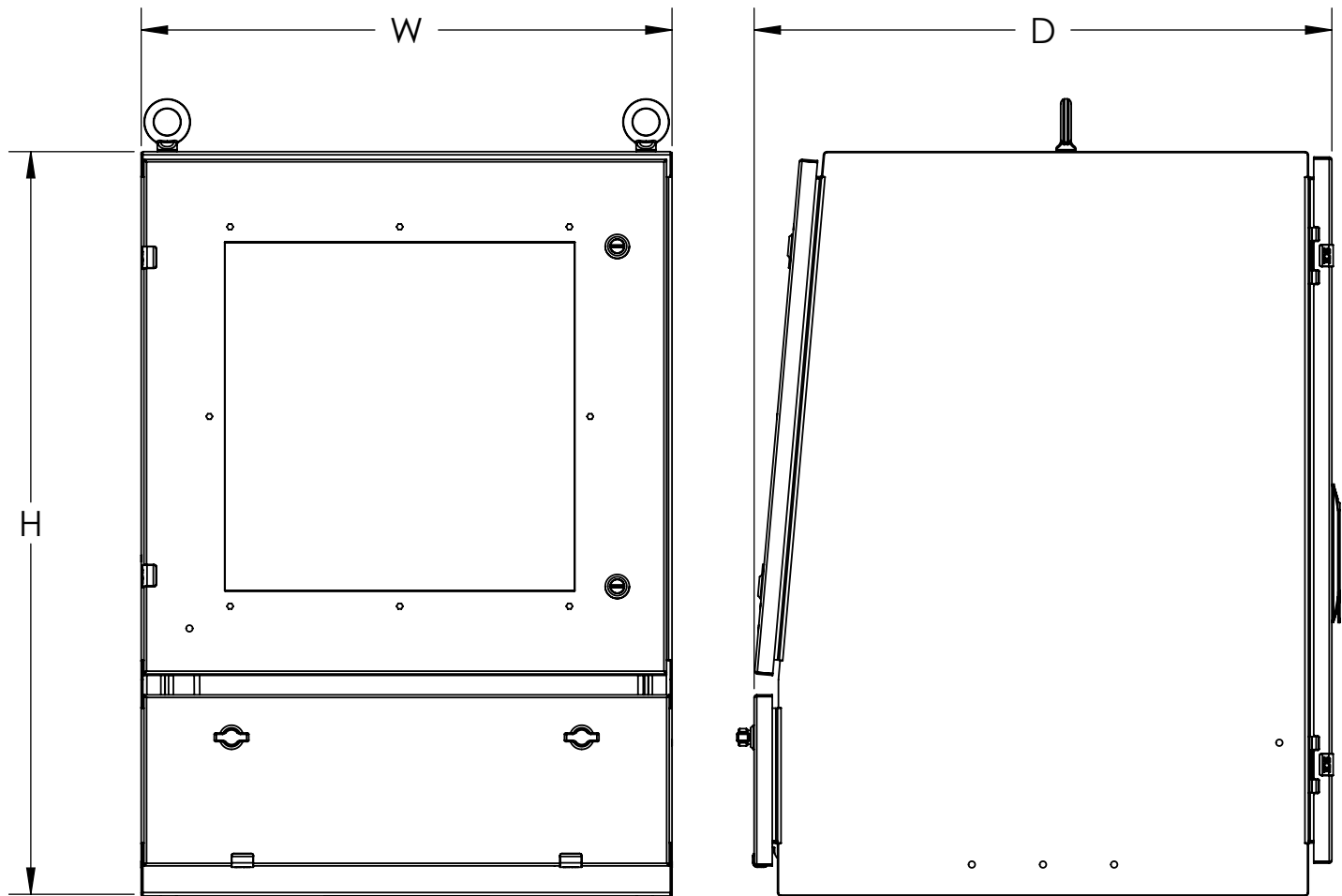


# NEMA 12 and 13 Pedestal Mount/Desktop Work Station



*Your Enclosure Source®*

## Dimensions



# NEMA 12 and 13 Freestanding Work Station with Slope Top



Your Enclosure Source®



## Applications

Designed to house a computer, keyboard, monitor and other additional computer equipment in an industrial environment and provide degree of protection from dust, oil and moisture.

## Construction

- 14-gauge carbon steel or 304 stainless steel
- Seams continuously welded and ground smooth
- Poured-in-place oil- and water-resistant gasket
- Flange trough collar around all sides of door opening
- Concealed hinges
- Removable doors
- Ground studs on door and body
- Large, polycarbonate viewing window in top door
- Lifting eyes for easy handling
- Black, 1/4-turn latches on top door
- Black, 1/4-turn wing knob latches on keyboard door
- Black, 3-point flush swing handle in back door
- Gland plate on lower back of enclosure
- Pullout keyboard shelf with attached self-storing mouse shelf and mouse pad
- Mounting channels welded on sides of interior body for mounting optional subpanels, racks, mounting angles and shelves

## Finish

- Powder coated white inside and out or #4 brushed finish on all exterior surfaces
- Optional panels powder coated white

## Listings

- NEMA Type 12 and 13
- cULus Listed Type 12 [File E69392]
- IEC 60529 IP55



## Shipping Schedule

Same day 1 - 15 days

Color indicates shipping lead time in business days.

## NEMA 12 and 13 Carbon Steel Freestanding Work Station with Slope Top

Part Number	Price	Size HxWxD	Drawing Link	Optional Subpanel	Price
<b>SCE-66ST2626WS</b>	\$3,193.00	65.59 x 26.00 x 28.14 [1666 x 660 x 715]	<a href="#">PDF</a>	<b>SCE-60P24WS</b>	\$84.00

Note: Dimensions in inches [millimeters].

## NEMA 12 and 13 304 Stainless Steel Freestanding Work Station with Slope Top

Part Number	Price	Size HxWxD	Drawing Link	Optional Subpanel	Price
<b>SCE-66ST2626SSWS</b>	\$8,226.00	65.59 x 26.00 x 28.14 [1666 x 660 x 715]	<a href="#">PDF</a>	<b>SCE-60P24WS</b>	\$84.00

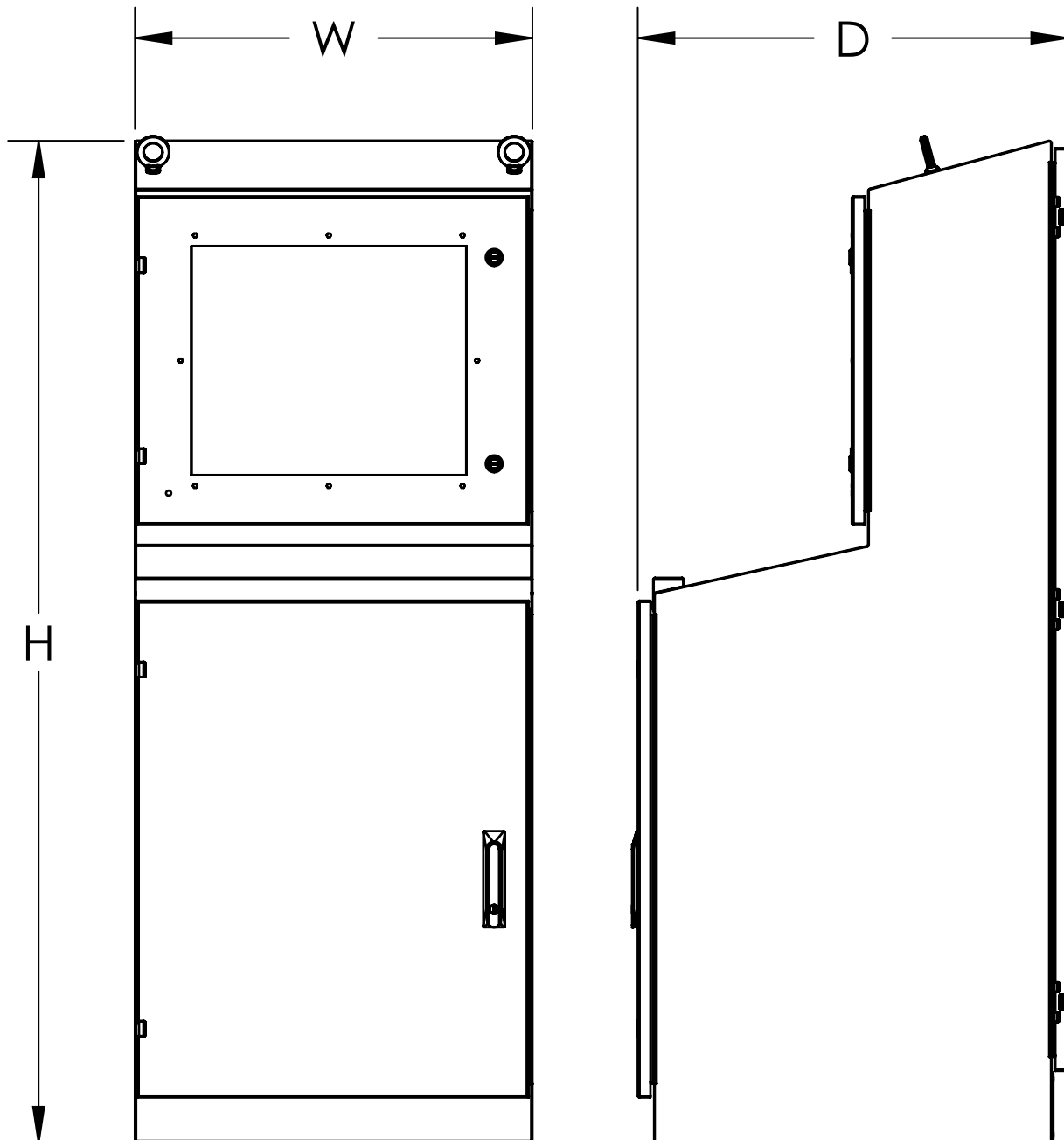
Note: Dimensions in inches [millimeters].

# NEMA 12 and 13 Freestanding Work Station with Slope Top



Your Enclosure Source®

## Dimensions



# Enviroline Junction Series NEMA 3R, 4, 12 and 13 Operator Consoles



Your Enclosure Source®



## Applications

Designed to house electrical and electronic controls, instruments, and components. Provides protection from dust, dirt, oil and water. Consoles can be mounted on either of two sides to give a control surface inclined at 30° or 60°. Can be mounted on desks, machines, or pedestals.

## Construction

- 16-gauge carbon steel
- Seams continuously welded and ground smooth
- Flange trough collar around all sides of door opening
- Removable hinges
- Poured-in-place oil- and water-resistant gasket
- Standoffs are provided for mounting optional subpanels.
- Cable door stops included on SCE-12C\_, SCE-16C\_ and SCE-20C\_
- Black, mini 1/4-turn latches as required.
- Latches are opened or closed with a screwdriver.
- Ground studs on door and body
- Mounting holes in back/bottom, depending on orientation

## Finish

- ANSI 61 Gray powder coated inside and out
- Optional subpanels are power coated white.

## Listings

- NEMA Type 3R, 4, 12, and 13
- cULus Listed Type 3R, 4, and 12 [File E69392]
- IEC 60529 IP66



## Shipping Schedule

Same day 1 - 15 days

Color indicates shipping lead time in business days.

## Enviroline Junction Series NEMA 3R, 4, 12 and 13 Operator Consoles

Part Number	Price	Size HxWxD	Drawing Link	Optional Subpanel	Price
<a href="#">SCE-8C8ELJ</a>	\$132.00	7.44 x 8.00 x 7.09 [189 x 203 x 180]	<a href="#">PDF</a>	<a href="#">SCE-8P8C</a>	\$7.25
<a href="#">SCE-8C12ELJ</a>	\$145.00	7.44 x 12.00 x 7.09 [189 x 305 x 180]	<a href="#">PDF</a>	<a href="#">SCE-8P12C</a>	\$11.75
<a href="#">SCE-8C16ELJ</a>	\$161.00	7.44 x 16.00 x 7.09 [189 x 406 x 180]	<a href="#">PDF</a>	<a href="#">SCE-8P16C</a>	\$16.00
<a href="#">SCE-8C20ELJ</a>	\$174.00	7.44 x 20.00 x 7.09 [189 x 508 x 180]	<a href="#">PDF</a>	<a href="#">SCE-8P20C</a>	\$20.50
<a href="#">SCE-12C12ELJ</a>	\$171.00	10.91 x 12.00 x 9.09 [277 x 305 x 231]	<a href="#">PDF</a>	<a href="#">SCE-12P12C</a>	\$18.50
<a href="#">SCE-12C16ELJ</a>	\$190.00	10.91 x 16.00 x 9.09 [277 x 406 x 231]	<a href="#">PDF</a>	<a href="#">SCE-12P16C</a>	\$25.50
<a href="#">SCE-12C20ELJ</a>	\$210.00	10.91 x 20.00 x 9.09 [277 x 508 x 231]	<a href="#">PDF</a>	<a href="#">SCE-12P20C</a>	\$32.00
<a href="#">SCE-12C24ELJ</a>	\$226.00	10.91 x 24.00 x 9.09 [277 x 610 x 231]	<a href="#">PDF</a>	<a href="#">SCE-12P24C</a>	\$39.00
<a href="#">SCE-16C16ELJ</a>	\$223.00	14.38 x 16.00 x 11.09 [365 x 406 x 282]	<a href="#">PDF</a>	<a href="#">SCE-16P14</a>	\$27.50
<a href="#">SCE-16C20ELJ</a>	\$245.00	14.38 x 20.00 x 11.09 [365 x 508 x 282]	<a href="#">PDF</a>	<a href="#">SCE-16P20C</a>	\$43.50
<a href="#">SCE-16C24ELJ</a>	\$268.00	14.38 x 24.00 x 11.09 [365 x 610 x 282]	<a href="#">PDF</a>	<a href="#">SCE-16P24C</a>	\$53.00
<a href="#">SCE-16C30ELJ</a>	\$307.00	14.38 x 30.00 x 11.09 [365 x 762 x 282]	<a href="#">PDF</a>	<a href="#">SCE-16P30C</a>	\$62.00
<a href="#">SCE-20C20ELJ</a>	\$281.00	14.38 x 36.00 x 11.09 [365 x 914 x 282]	<a href="#">PDF</a>	<a href="#">SCE-20P20C</a>	\$54.00
<a href="#">SCE-20C24ELJ</a>	\$313.00	17.84 x 20.00 x 13.09 [453 x 508 x 332]	<a href="#">PDF</a>	<a href="#">SCE-20P24C</a>	\$59.00
<a href="#">SCE-20C30ELJ</a>	\$358.00	17.84 x 24.00 x 13.09 [453 x 610 x 332]	<a href="#">PDF</a>	<a href="#">SCE-20P30C</a>	\$66.00

Note: Dimensions in inches [millimeters].

# Enviroline Junction Series NEMA 3R, 4, 4X, 12, and 13 Stainless Steel Operator Consoles



Your Enclosure Source®



## Applications

Designed to house electrical and electronic controls, instruments, and components. Provides a degree of protection from dust, dirt, oil and water. Consoles can be mounted on either of two sides to give a control surface inclined at 30° or 60°. Can be mounted on desks, machines, or pedestals.

## Construction

- 16-gauge stainless steel type 304 or 316L.
- Seams continuously welded and ground smooth
- Flange trough collar around all sides of door opening
- Removable hinges
- Poured-in-place oil- and water-resistant gasket
- Standoffs are provided for mounting optional subpanels.
- Cable door stops included on SCE-12C\_, SCE-16C\_ and SCE-20C\_
- Black, mini 1/4-turn latches as required.
- Latches are opened or closed with a screwdriver.
- Ground studs on door and body
- Mounting holes in back/bottom, depending on orientation

## Finish

- #4 brushed finish on all exterior surfaces
- Optional subpanels are power coated white.

## Listings

- NEMA Type 3R, 4, 4X, 12 and 13
- cULus Listed Type 3R, 4, 4X, and 12 [File E69392]
- IEC 60529 IP66



## Shipping Schedule

Same day

1 - 15 days

Color indicates shipping lead time in business days.

## Enviroline Junction Series NEMA 3R, 4, 4X, 12, and 13 304 Stainless Steel Consoles

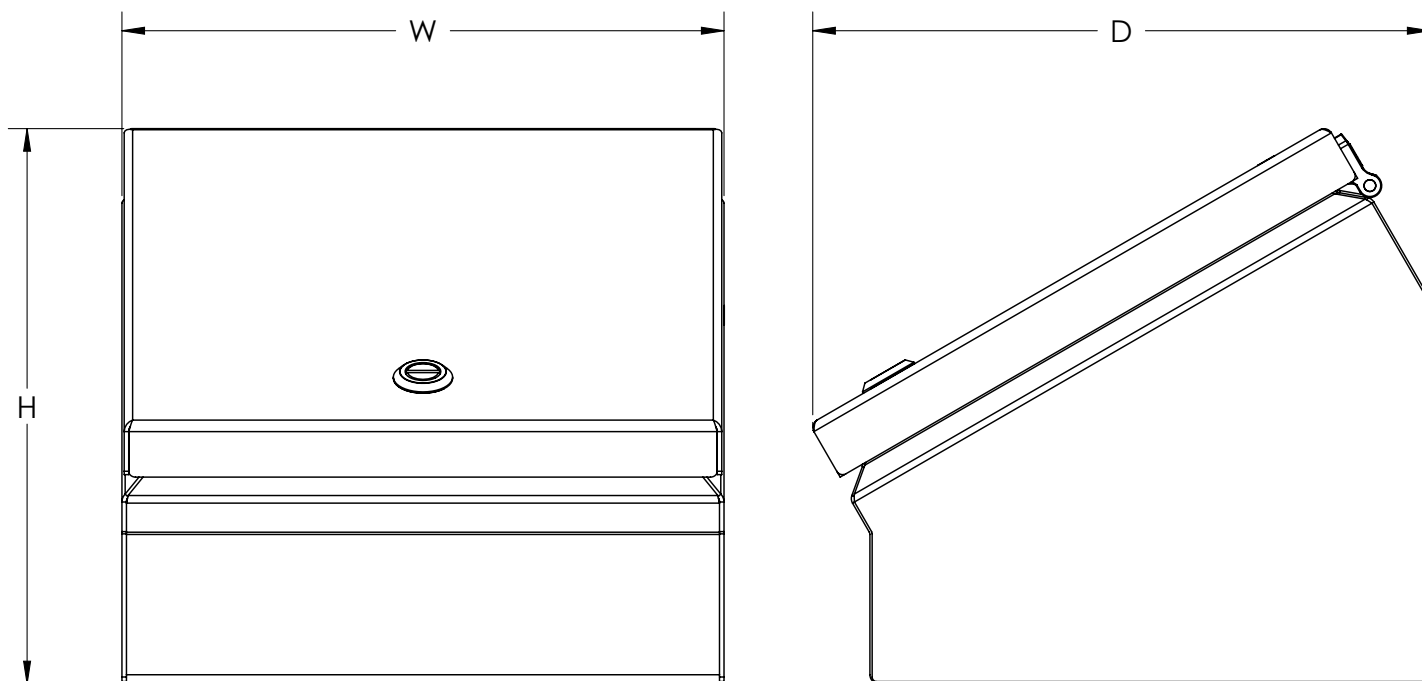
Part Number	Price	Size HxWxD	Drawing Link	Optional Subpanel	Price
<a href="#">SCE-8C8ELJSS</a>	\$650.00	7.44 x 8.00 x 7.09 [189 x 203 x 180]	<a href="#">PDF</a>	<a href="#">SCE-8P8C</a>	\$7.25
<a href="#">SCE-8C12ELJSS</a>	\$695.00	7.44 x 12.00 x 7.09 [189 x 305 x 180]	<a href="#">PDF</a>	<a href="#">SCE-8P12C</a>	\$11.75
<a href="#">SCE-8C16ELJSS</a>	\$785.00	7.44 x 16.00 x 7.09 [189 x 406 x 180]	<a href="#">PDF</a>	<a href="#">SCE-8P16C</a>	\$16.00
<a href="#">SCE-8C20ELJSS</a>	\$872.00	7.44 x 20.00 x 7.09 [189 x 508 x 180]	<a href="#">PDF</a>	<a href="#">SCE-8P20C</a>	\$20.50
<a href="#">SCE-12C12ELJSS</a>	\$855.00	10.91 x 12.00 x 9.09 [277 x 305 x 231]	<a href="#">PDF</a>	<a href="#">SCE-12P12C</a>	\$18.50
<a href="#">SCE-12C16ELJSS</a>	\$883.00	10.91 x 16.00 x 9.09 [277 x 406 x 231]	<a href="#">PDF</a>	<a href="#">SCE-12P16C</a>	\$25.50
<a href="#">SCE-12C20ELJSS</a>	\$906.00	10.91 x 20.00 x 9.09 [277 x 508 x 231]	<a href="#">PDF</a>	<a href="#">SCE-12P20C</a>	\$32.00
<a href="#">SCE-12C24ELJSS</a>	\$985.00	10.91 x 24.00 x 9.09 [277 x 610 x 231]	<a href="#">PDF</a>	<a href="#">SCE-12P24C</a>	\$39.00
<a href="#">SCE-16C16ELJSS</a>	\$906.00	14.38 x 16.00 x 11.09 [365 x 406 x 282]	<a href="#">PDF</a>	<a href="#">SCE-16P14</a>	\$27.50
<a href="#">SCE-16C20ELJSS</a>	\$985.00	14.38 x 20.00 x 11.09 [365 x 508 x 282]	<a href="#">PDF</a>	<a href="#">SCE-16P20C</a>	\$43.50
<a href="#">SCE-16C24ELJSS</a>	\$1,061.00	14.38 x 24.00 x 11.09 [365 x 610 x 282]	<a href="#">PDF</a>	<a href="#">SCE-16P24C</a>	\$53.00
<a href="#">SCE-20C20ELJSS</a>	\$1,061.00	14.38 x 36.00 x 11.09 [365 x 914 x 282]	<a href="#">PDF</a>	<a href="#">SCE-20P20C</a>	\$54.00
<a href="#">SCE-20C24ELJSS</a>	\$1,219.00	17.84 x 20.00 x 13.09 [453 x 508 x 332]	<a href="#">PDF</a>	<a href="#">SCE-20P24C</a>	\$59.00
<a href="#">SCE-20C30ELJSS</a>	\$1,463.00	17.84 x 24.00 x 13.09 [453 x 610 x 332]	<a href="#">PDF</a>	<a href="#">SCE-20P30C</a>	\$66.00

Note: Dimensions in inches [millimeters].

# Enviroline Junction Series NEMA 3R, 4, 12, and 13 Operator Consolets



## Dimensions



# Enclosure Accessories

## Breather Vent



Designed for indoor or outdoor applications to handle the large negative pressure differential caused in a tightly sealed enclosure in extreme weather conditions or wash down applications that draw water into the enclosure. Adding a breather vent will equalize this pressure differential. Installed on the side of your enclosure as a breather or installed on the bottom as a drain and vent.

- Made of corrosion and UV resistant Polycarbonate material.
- cULus Recognized 1, 2, 3, 3R, 3RX, 3S, 4, 4X and 12 [File E69392]



### Shipping Schedule

Same day	1 - 15 days
----------	-------------

Color indicates shipping lead time in business days.

### Breather Vent

Part Number	Price	Size (HxWxD)	Drawing Link
<a href="#">SCE-BVK</a>	\$27.50	2.75 x 2.00 x 1.50 [70 x 51 x 38]	<a href="#">PDF</a>

Note: Dimensions in inches [millimeters].

## Breather Vent Drain



This breather drain vent is designed for installation on the bottom of an enclosure as a drain and vent.

- UL Recognized Type 1,2,3,3R,3RX,3S,4,4X and 12. UL File E69392



### Breather Vent Drain

Part Number	Price	Size (HxWxD)	Drawing Link
<a href="#">SCE-BVKD</a>	\$12.50	2.00 x 2.00 x 2.00 [51 x 51 x 51]	<a href="#">PDF</a>

Note: Dimensions in inches [millimeters].

# Enclosure Accessories

## Louver Vent Kits and Filters



### Shipping Schedule

Same day

1 - 15 days

Color indicates shipping lead time in business days.



SCE-AVK23

Designed for ventilation in enclosures where excessive heat or moisture is a problem. Kits may be installed in the field by making a cutout of the proper size. Louver vents are made of heavy gauge steel and powder coated ANSI 61 gray. "SS" parts are made of Type 304 stainless steel with #4 brushed finish.

### Louver Vent Kit

Carbon Steel	Price	304 Stainless Steel	Price	Size (HxW)	Cutout Size (HxW)	Drawing Link	Optional Filter Assembly
<a href="#">SCE-AVK23</a>	\$22.00	<a href="#">SCE-AVK23SS</a>	\$55.00	3.25 x 3.25 [83 x 83]	2.00 x 1.75 [51 x 44]	<a href="#">PDF</a>	—
<a href="#">SCE-AVK33</a>	\$23.00	<a href="#">SCE-AVK33SS</a>	\$58.00	3.88 x 4.50 [99 x 114]	2.62 x 3.00 [67 x 76]	<a href="#">PDF</a>	<a href="#">SCE-FLT33</a>
<a href="#">SCE-AVK34</a>	\$24.50	<a href="#">SCE-AVK34SS</a>	\$61.00	4.50 x 5.50 [114 x 140]	3.25 x 4.00 [83 x 102]	<a href="#">PDF</a>	<a href="#">SCE-FLT34</a>
<a href="#">SCE-AVK43</a>	\$25.00	<a href="#">SCE-AVK43SS</a>	\$63.00	4.75 x 4.50 [121 x 114]	3.50 x 3.00 [89 x 76]	<a href="#">PDF</a>	<a href="#">SCE-FLT43</a>
<a href="#">SCE-AVK44</a>	\$26.50	<a href="#">SCE-AVK44SS</a>	\$66.00	5.63 x 5.50 [143 x 140]	4.38 x 4.00 [111 x 102]	<a href="#">PDF</a>	<a href="#">SCE-FLT44</a>
<a href="#">SCE-AVK64</a>	\$29.00	<a href="#">SCE-AVK64SS</a>	\$73.00	5.63 x 7.50 [143 x 191]	4.38 x 6.00 [111 x 152]	<a href="#">PDF</a>	<a href="#">SCE-FLT64</a>
<a href="#">SCE-AVK66</a>	\$30.00	<a href="#">SCE-AVK66SS</a>	\$74.00	5.91 x 9.50 [150 x 241]	4.56 x 8.00 [116 x 203]	<a href="#">PDF</a>	<a href="#">SCE-FLT66</a>
<a href="#">SCE-AVK84</a>	\$31.00	<a href="#">SCE-AVK84SS</a>	\$76.00	7.88 x 7.50 [200 x 191]	6.62 x 6.00 [168 x 152]	<a href="#">PDF</a>	<a href="#">SCE-FLT84</a>
<a href="#">SCE-AVK86</a>	\$35.00	<a href="#">SCE-AVK86SS</a>	\$78.00	8.18 x 9.50 [208 x 241]	6.94 x 8.00 [176 x 203]	<a href="#">PDF</a>	<a href="#">SCE-FLT86</a>
<a href="#">SCE-AVK88</a>	\$39.00	<a href="#">SCE-AVK88SS</a>	\$87.00	10.56 x 9.50 [268 x 241]	9.31 x 8.00 [236 x 203]	<a href="#">PDF</a>	<a href="#">SCE-FLT88</a>
<a href="#">SCE-AVK812</a>	\$46.00	<a href="#">SCE-AVK812SS</a>	\$115.00	15.31 x 9.50 [389 x 241]	14.06 x 8.00 [357 x 203]	<a href="#">PDF</a>	<a href="#">SCE-FLT812</a>

Note: Dimensions in inches [millimeters].

Designed for use with louver kit. Consists of aluminum filter brackets with mounting holes to align with louver mounting holes and a washable aluminum air filter to provide good air filtration.



SCE-FLT33

### Filter Assembly

Part Number	Price	Height	Width	Drawing Link
<a href="#">SCE-FLT33</a>	\$29.50	3.22 [82]	3.25 [83]	<a href="#">PDF</a>
<a href="#">SCE-FLT34</a>	\$29.50	4.09 [104]	3.25 [83]	<a href="#">PDF</a>
<a href="#">SCE-FLT43</a>	\$29.50	3.84 [98]	4.25 [108]	<a href="#">PDF</a>
<a href="#">SCE-FLT44</a>	\$29.50	4.97 [126]	4.25 [108]	<a href="#">PDF</a>
<a href="#">SCE-FLT64</a>	\$33.00	4.45 [113]	6.25 [159]	<a href="#">PDF</a>
<a href="#">SCE-FLT66</a>	\$33.00	6.72 [171]	6.25 [159]	<a href="#">PDF</a>
<a href="#">SCE-FLT84</a>	\$36.50	4.64 [118]	8.25 [210]	<a href="#">PDF</a>
<a href="#">SCE-FLT86</a>	\$36.50	7.02 [178]	8.25 [210]	<a href="#">PDF</a>
<a href="#">SCE-FLT88</a>	\$36.50	9.39 [239]	8.25 [210]	<a href="#">PDF</a>
<a href="#">SCE-FLT812</a>	\$39.50	14.14 [359]	8.25 [210]	<a href="#">PDF</a>

Note: Dimensions in inches [millimeters].



# Enclosure Accessories

## Keyboard and Control Housings for Workstations



### Shipping Schedule

Same day	1 - 15 days
----------	-------------

Color indicates shipping lead time in business days.

### Keyboard Housing

Part Number	Price	For Use With	Drawing Link
<a href="#">SCE-KBH</a>	\$339.00	SCE-642424WS, SCE-642424SSWS, SCE-642432WS, SCE-642432SSWS, SCE-342424WS and SCE-342424SSWS	<a href="#">PDF</a>


Provides protection from dust, dirt, oil, and water for interior components when keyboard drawer is open. Mounts to mounting channels. Keyboard shelf with slides is mounted inside the housing. Hole grommet in rear provided for cords. Powder coated white. Mounting hardware included



### Pullout Keyboard Drawer

Part Number	Price	For Workstation Depth	Drawing Link
<a href="#">SCE-KBS</a>	\$495.00	24.25 [616]	<a href="#">PDF</a>
<a href="#">SCE-KBS32</a>	\$495.00	32.25 [819]	<a href="#">PDF</a>

Designed to hold a keyboard and mouse on a separate Pullout shelf. Mounts between mounting channels. Made of heavy gauge steel with a white powder coat finish. A mouse pad is included. Drawer is included with workstation. Mounting hardware is included.



### Control Compartment

Part Number	Price	For Use With	Material	Drawing Link
<a href="#">SCE-WSCC</a>	\$393.00	SCE-642424WS, SCE-642432WS and SCE-342424WS	carbon steel	<a href="#">PDF</a>
<a href="#">SCE-WSCCSS</a>	\$911.00		304 stainless steel	<a href="#">PDF</a>

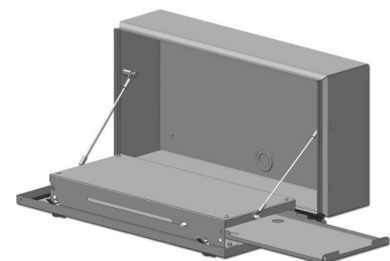
Designed to be mounted to the front of the workstation when installation of pushbuttons or control panels is desired. Installed after removing the Pullout keyboard drawer and door. Can be installed with the flat or sloped surface facing up. 20 degree slope on sloped surface. Gasket and mounting hardware included. Made of heavy gauge steel and powder coated RAL 7035 gray. Stainless steel part is made of Type 304 stainless steel with #4 brushed finish.



### Envioline Keyboard Housing

Part Number	Price	Size	Drawing Link
<a href="#">SCE-24KB</a>	\$594.00	12.25 x 24 x 6 [311 x 610 x 152]	<a href="#">PDF</a>

Designed to house a keyboard input. Mounted on the outside of an enclosure. Envioline® type construction with ELJ hinge and mini quarter turn lever knobs. Mouse drawer. Made of heavy gauge steel and powder coated ANSI 61 gray. Provided with UL Recognized sealing washer to maintain Environmental Rating of the enclosure.



# Enclosure Accessories

## Workstation Shelves

- Constructed of heavy gauge carbon steel
- Finished in white powder coat
- Mounting hardware included



### Shipping Schedule

Same day

1 - 15 days

Color indicates shipping lead time in business days.

### Pullout Shelf

Part Number	Price	Size WxD	For Workstation Depth	Drawing Link
<a href="#">SCE-20POS</a>	\$339.00	19.50 x 20.00 [495 x 508]	24.25 [616]	<a href="#">PDF</a>
<a href="#">SCE-22POS</a>	\$344.00	21.25 x 22.00 [540 x 559]	26.00 [660]	<a href="#">PDF</a>
<a href="#">SCE-26POS</a>	\$348.00	19.50 x 28.00 [495 x 711]	32.25 [819]	<a href="#">PDF</a>

Note: Dimensions in inches [millimeters].

Pullout shelves are designed to allow easy access to the back of equipment. Extends 19in and mounts between the mounting channels provided inside the workstation. Slides are included with shelf.



### Vented Pullout Shelf

Part Number	Price	Size WxD	For Workstation Depth	Drawing Link
<a href="#">SCE-22VEPOS</a>	\$436.00	21.25 x 22.00 [540 x 559]	260. [660]	<a href="#">PDF</a>

Note: Dimensions in inches [millimeters].

Vented Pullout shelves are designed to allow easy access to the back of equipment and to allow air circulation inside the workstation. Extends 19in and mounts between the mounting channels provided inside the workstation. Slides are included with the shelf.



### Monitor Shelf

Part Number	Price	Size WxD	Venting	Drawing Link
<a href="#">SCE-8STS</a>	\$73.00	23.75 x 8.00 [603 x 203]	Non-vented	<a href="#">PDF</a>
<a href="#">SCE-8VESTS</a>	\$83.00	23.75 x 8.00 [603 x 203]	Vented	<a href="#">PDF</a>

Note: Dimensions in inches [millimeters].

Designed to support the monitor or other components in the upper section of the workstation. Available in vented and non-vented models. Vented shelf allows air circulation inside the workstation.



# Enclosure Accessories

## Workstation Shelves

- Constructed of heavy gauge carbon steel
- Finished in white powder coat
- Mounting hardware included



### Shipping Schedule

Same day

1 - 15 days

Color indicates shipping lead time in business days.

### Stationary Shelf

Part Number	Price	Size WxD	Used in Workstation Depth	Drawing Link
<a href="#"><u>SCE-20STS</u></a>	\$96.00	22.00 x 20.00 [559 x 508]	24.25 [616]	<a href="#"><u>PDF</u></a>
<a href="#"><u>SCE-22STS</u></a>	\$101.00	23.75 x 22.00 [603 x 559]	26.00 [660]	<a href="#"><u>PDF</u></a>
<a href="#"><u>SCE-26STS</u></a>	\$105.00	22.00 x 28.00 [559 x 711]	32.25 [819]	<a href="#"><u>PDF</u></a>

Note: Dimensions in inches [millimeters].

Designed to support monitors, PCs, printers or any other equipment. Mounts between the mounting channels provided inside the workstation.



### Vented Stationary Shelf

Part Number	Price	Size WxD	Used in Workstation Depth	Drawing Link
<a href="#"><u>SCE-20VESTS</u></a>	\$232.00	22.00 x 20.00 [559 x 508]	24.25 [616]	<a href="#"><u>PDF</u></a>
<a href="#"><u>SCE-22VESTS</u></a>	\$240.00	23.75 x 22.00 [603 x 559]	26.00 [660]	<a href="#"><u>PDF</u></a>
<a href="#"><u>SCE-26VESTS</u></a>	\$250.00	22.00 x 28.00 [559 x 711]	32.25 [819]	<a href="#"><u>PDF</u></a>

Note: Dimensions in inches [millimeters]

Designed to support monitors, PCs, printers or any other equipment while allowing air circulation inside the workstation. Mounts between the mounting channels provided inside the workstation.



# Enclosure Accessories

## Workstation Accessories



- Made of heavy gauge steel
- Mounting hardware included

### Shipping Schedule

Same day      1 - 15 days

Color indicates shipping lead time in business days.

### Monitor Mounting System

Part Number	Price	Drawing Link
<a href="#">SCE-STMMK</a>	\$71.00	<a href="#">PDF</a>

Designed for direct mounting of a flat screen monitor to the workstation window door. Can be used with standard workstation or slope top workstation. Powder coated black texture.



### Blank Top Door

Part Number	Price	For Workstation	Material/ Finish Color	Drawing Link
<a href="#">SCE-STWBTD</a>	\$213.00	SCE-66ST2626WS	carbon steel/white	<a href="#">PDF</a>
<a href="#">SCE-STWSSBTD</a>	\$633.00	SCE-66ST2626SSWS	304 stainless steel	<a href="#">PDF</a>
<a href="#">SCE-WSBTD</a>	\$339.00	SCE-642424WS, SCE-642432WS and SCE-342424WS	carbon steel/RAL 7035	<a href="#">PDF</a>
<a href="#">SCE-WSSBTD</a>	\$500.00	SCE-642424SSWS, SCE-642432SSWS and SCE-342424SSWS	304 stainless steel	<a href="#">PDF</a>

Designed to replace the top door when cutouts are desired. Poured-in-place oil- and water-resistant gasket. Installed by removing hinge pin. Black, 1/4-turn latches. Made of heavy gauge steel and powder coated. Stainless steel door is made of Type 304 stainless steel with #4 brushed finish. Mounting hardware is included.



[SCE-STWBTD](#)

# Enclosure Accessories

## Workstation Accessories



### Shipping Schedule

Same day	1 - 15 days
----------	-------------

Color indicates shipping lead time in business days.

### Pencil Edge/Palm Rest

Part Number	Price	Material	Drawing Link
<a href="#">SCE-STWSPL</a>	\$45.00	carbon steel	<a href="#">PDF</a>
<a href="#">SCE-STWSPLSS</a>	\$156.00	304 stainless steel	<a href="#">PDF</a>

Note: Dimensions in inches [millimeters].

Designed as a palm rest or retainer for the keyboard surface of the workstation. Carbon steel version is made of heavy gauge steel and powder coated white. Stainless steel part made of Type 304 stainless steel with #4 brushed finish. Mounting hardware is included.


[SCE-STWSPL](#)

### Panel Support

Part Number	Price	For Workstation Depth	Drawing Link
<a href="#">SCE-PSK24</a>	\$82.00	24.25 [616]	<a href="#">PDF</a>
<a href="#">SCE-PSK32</a>	\$88.00	32.25 [819]	<a href="#">PDF</a>

Note: Dimensions in inches [millimeters].

Panel supports can be installed horizontally to the left and right side of enclosure. Allows easy installation of optional panels or rack mounting angles and channels to make them adjustable from front to back of the enclosure. Made of heavy gauge steel and powder coated white finish. Four per kit. Mounting hardware is included.

[SCE-PSK24](#)

### Side Mount Plate

Part Number	Price	Size HxW	For Workstation Depth	Drawing Link
<a href="#">SCE-60P24WS</a>	\$84.00	12.00 x 17.50 [305 x 445]	24.25 [616]	<a href="#">PDF</a>
<a href="#">SCE-60P32WS</a>	\$96.00	12.00 x 25.50 [305 x 648]	32.25 [819]	<a href="#">PDF</a>

Note: Dimensions in inches [millimeters].

Designed to provide extra mounting space on the inner sides of the enclosure. Can be securely attached to the mounting channels. Mounting hardware is included. Made of heavy gauge steel and powder coated white.

[SCE-60P24WS](#)

# Enclosure Accessories

## Workstation Pedestals and Bases



### Shipping Schedule

Same day 1 - 15 days

Color indicates shipping lead time in business days.

### Pedestal

Part Number	Price	Size HxWxD	Material	Drawing Link
<a href="#">SCE-PE22</a>	\$500.00	21.38 x 8.00 x 8.00 [543 x 203 x 203]	carbon steel	<a href="#">PDF</a>
<a href="#">SCE-PE22SS</a>	\$1,251.00	21.38 x 8.00 x 8.00 [543 x 203 x 203]	304 stainless steel	<a href="#">PDF</a>

Note: Dimensions in inches [millimeters].

Designed to allow desktop workstations to be floor mounted. Gasket and hardware provided to attach to workstation. Made of heavy gauge steel and powder coated RAL 7035 gray. Stainless steel pedestal is made of Type 304 stainless steel.



[SCE-PE22](#)

### Pedestal Base

Part Number	Price	Size HxWxD	Material	Drawing Link
<a href="#">SCE-24PEBASE</a>	\$747.00	10.00 x 24.00 x 24.00 [254 x 610 x 610]	carbon steel	<a href="#">PDF</a>
<a href="#">SCE-24PEBASESS</a>	\$1,869.00	10.00 x 24.00 x 24.00 [254 x 610 x 610]	304 stainless steel	<a href="#">PDF</a>

Note: Dimensions in inches [millimeters]

Designed to mount pedestal to the floor. Made of heavy gauge steel and powder coated RAL 7035 gray. Stainless steel base is made of Type 304 stainless steel. Mounting hardware is included.



[SCE-24PEBASE](#)

### Carbon Steel Workstation Plinth Base

Part Number	Price	Size HxWxD	For Use With	Drawing Link
<a href="#">SCE-P2424WS</a>	\$226.00	4.00 x 24.25 x 24.25 [102 x 616 x 616]	SCE-642424WS and SCE-342424WS workstation	<a href="#">PDF</a>
<a href="#">SCE-P2626WS</a>	Retired	4.00 x 26.00 x 26.00 [102 x 660 x 660]	SCE-66ST2626WS workstation	<a href="#">PDF</a>
<a href="#">SCE-P2432WS</a>	\$263.00	4.00 x 32.25 x 24.25 [102 x 819 x 616]	SCE-642432WS workstation	<a href="#">PDF</a>

Note: Dimensions in inches [millimeters]

Designed to install under an enclosure to provide space for cables to enter from below and raise the enclosure up off the floor. Each plinth base is 4 inches high. Plinth bases are stackable to acquire desired height off the floor. Made of heavy gauge steel and finished with black textured powder coat. Stainless steel parts are made of type 304 stainless steel with #4 brushed finish.

### Workstation Plinth Base

304 Stainless Steel	Price	Size HxWxD	For Use With	Drawing Link
<a href="#">SCE-P2424SSWS</a>	\$684.00	4.00 x 24.25 x 24.25 [102 x 616 x 616]	SCE-642424SSWS and SCE-342424SSWS workstation	<a href="#">PDF</a>
<a href="#">SCE-P2626SSWS</a>	Retired	4.00 x 26.00 x 26.00 [102 x 660 x 660]	SCE-66ST2626SSWS workstation	<a href="#">PDF</a>
<a href="#">SCE-P2432SSWS</a>	\$782.00	4.00 x 32.25 x 24.25 [102 x 819 x 616]	SCE-642432SSWS workstation	<a href="#">PDF</a>

Note: Dimensions in inches [millimeters]



[SCE-P2424WS](#)

# Enclosure Accessories

## Consolet Pedestals and Bases



### Shipping Schedule

Same day


1 - 15 days

Color indicates shipping lead time in business days.

### Pedestal Bases

Carbon Steel	Price	304 Stainless Steel	Price	Size WxD	Drawing Link
<a href="#">SCE-18SBASE</a>	\$148.00	<a href="#">SCE-18SBASESS</a>	\$564.00	18.00 x 18.00 [457 x 457]	<a href="#">PDF</a>
<a href="#">SCE-24SBASE</a>	\$337.00	<a href="#">SCE-24SBASESS</a>	\$600.00	24.00 x 24.00 [610 x 610 x 0]	<a href="#">PDF</a>


Note: Dimensions in inches [millimeters].



### Straight Pedestal Columns

Part Number	Price	Size HxWxD	Material	Drawing Link
<a href="#">SCE-44CCOL</a>	\$244.00	35.00 x 4.00 x 4.00 [889 x 102 x 102]	carbon steel	<a href="#">PDF</a>
<a href="#">SCE-66CCOL</a>	\$366.00	35.00 x 6.00 x 6.00 [889 x 152 x 152]	carbon steel	<a href="#">PDF</a>
<a href="#">SCE-44CCOLSS</a>	\$696.00	35.00 x 4.00 x 4.00 [889 x 102 x 102]	stainless steel	<a href="#">PDF</a>
<a href="#">SCE-66CCOLSS</a>	\$737.00	35.00 x 6.00 x 6.00 [889 x 152 x 152]	stainless steel	<a href="#">PDF</a>

Note: Dimensions in inches [millimeters]



### Angled Pedestal Columns

Part Number	Price	Size HxWxD	Material	Drawing Link
<a href="#">SCE-44PBCOL</a>	\$290.00	41.00 x 4.00 x 4.00 [1041 x 102 x 102]	carbon steel	<a href="#">PDF</a>
<a href="#">SCE-66PBCOL</a>	\$436.00	41.00 x 6.00 x 6.00 [1041 x 152 x 152]	carbon steel	<a href="#">PDF</a>
<a href="#">SCE-44PBCOLSS</a>	\$829.00	41.00 x 4.00 x 4.00 [1041 x 102 x 102]	stainless steel	<a href="#">PDF</a>
<a href="#">SCE-66PBCOLSS</a>	\$869.00	41.00 x 6.00 x 6.00 [1041 x 152 x 152]	stainless steel	<a href="#">PDF</a>

Note: Dimensions in inches [millimeters]



# Enclosure Accessories

## Floor Stands



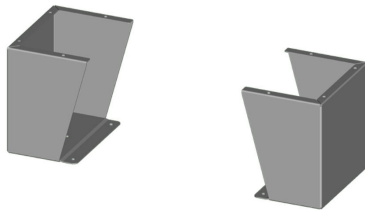
Your Enclosure Source®

- Can be installed on most wall-mounted enclosures with a width of 20in or more.
- Can also be installed on SCE freestanding enclosures
- Kits include two stands
- Carbon steel

### Shipping Schedule

Same day	1 - 15 days
----------	-------------

Color indicates shipping lead time in business days.



SCE-FK0418

### Gray Floor Stands

ANSI 61	RAL 7035	Price	For Use With	Stand Height	Drawing Link
<a href="#">SCE-FK0608</a>	<a href="#">SCE-FK0608LG</a>	\$148.00	8in deep	6.00 [152]	<a href="#">PDF</a>
<a href="#">SCE-FK1208</a>	<a href="#">SCE-FK1208LG</a>	\$185.00	8in deep	12.00 [305]	<a href="#">PDF</a>
<a href="#">SCE-FK1808</a>	<a href="#">SCE-FK1808LG</a>	\$224.00	8in deep	18.00 [457]	<a href="#">PDF</a>
<a href="#">SCE-FK2408</a>	—	\$235.00	8in deep	24.00 [610]	<a href="#">PDF</a>
<a href="#">SCE-FK0610</a>	<a href="#">SCE-FK0610LG</a>	\$155.00	10in deep	6.00 [152]	<a href="#">PDF</a>
<a href="#">SCE-FK1210</a>	<a href="#">SCE-FK1210LG</a>	\$195.00	10in deep	12.00 [305]	<a href="#">PDF</a>
<a href="#">SCE-FK1810</a>	<a href="#">SCE-FK1810LG</a>	\$238.00	10in deep	18.00 [457]	<a href="#">PDF</a>
<a href="#">SCE-FK2410</a>	—	\$257.00	10in deep	24.00 [610]	<a href="#">PDF</a>
<a href="#">SCE-FK0612</a>	<a href="#">SCE-FK0612LG</a>	\$175.00	12in deep	6.00 [152]	<a href="#">PDF</a>
<a href="#">SCE-FK1212</a>	<a href="#">SCE-FK1212LG</a>	\$205.00	12in deep	12.00 [305]	<a href="#">PDF</a>
<a href="#">SCE-FK1512</a>	<a href="#">SCE-FK1512LG</a>	\$238.00	12in deep	15.00 [381]	<a href="#">PDF</a>
<a href="#">SCE-FK1812</a>	<a href="#">SCE-FK1812LG</a>	\$247.00	12in deep	18.00 [457]	<a href="#">PDF</a>
<a href="#">SCE-FK2412</a>	<a href="#">SCE-FK2412LG</a>	\$262.00	12in deep	24.00 [610]	<a href="#">PDF</a>
<a href="#">SCE-FK0614</a>	—	\$197.00	14in deep	6.00 [152]	<a href="#">PDF</a>
<a href="#">SCE-FK1214</a>	—	\$236.00	14in deep	12.00 [305]	<a href="#">PDF</a>
<a href="#">SCE-FK0616</a>	—	\$201.00	16in deep	6.00 [152]	<a href="#">PDF</a>
<a href="#">SCE-FK1216</a>	<a href="#">SCE-FK1216LG</a>	\$238.00	16in deep	12.00 [305]	<a href="#">PDF</a>
<a href="#">SCE-FK1516</a>	<a href="#">SCE-FK1516LG</a>	\$247.00	16in deep	15.00 [381]	<a href="#">PDF</a>
<a href="#">SCE-FK1816</a>	<a href="#">SCE-FK1816LG</a>	\$274.00	16in deep	18.00 [457]	<a href="#">PDF</a>
<a href="#">SCE-FK2416</a>	—	\$313.00	16in deep	24.00 [610]	<a href="#">PDF</a>
<a href="#">SCE-FK0418</a>	<a href="#">SCE-FK0418LG</a>	\$196.00	18in deep	4.00 [102]	<a href="#">PDF</a>
<a href="#">SCE-FK0618</a>	<a href="#">SCE-FK0618LG</a>	\$205.00	18in deep	6.00 [152]	<a href="#">PDF</a>
<a href="#">SCE-FK1218</a>	<a href="#">SCE-FK1218LG</a>	\$247.00	18in deep	12.00 [305]	<a href="#">PDF</a>
<a href="#">SCE-FK1518</a>	<a href="#">SCE-FK1518LG</a>	\$269.00	18in deep	15.00 [381]	<a href="#">PDF</a>
<a href="#">SCE-FK1818</a>	—	\$387.00	18in deep	18.00 [457]	<a href="#">PDF</a>
<a href="#">SCE-FK0620</a>	—	\$221.00	20in deep	6.00 [152]	<a href="#">PDF</a>
<a href="#">SCE-FK1220</a>	<a href="#">SCE-FK1220LG</a>	\$261.00	20in deep	12.00 [305]	<a href="#">PDF</a>
<a href="#">SCE-FK0624</a>	<a href="#">SCE-FK0624LG</a>	\$238.00	24in deep	6.00 [152]	<a href="#">PDF</a>
<a href="#">SCE-FK1224</a>	<a href="#">SCE-FK1224LG</a>	\$267.00	24in deep	12.00 [305]	<a href="#">PDF</a>
<a href="#">SCE-FK1524</a>	<a href="#">SCE-FK1524LG</a>	\$294.00	24in deep	15.00 [381]	<a href="#">PDF</a>
<a href="#">SCE-FK1824</a>	<a href="#">SCE-FK1824LG</a>	\$346.00	24in deep	18.00 [457]	<a href="#">PDF</a>
<a href="#">SCE-FK0636</a>	—	\$296.00	36in deep	6.00 [152]	<a href="#">PDF</a>

Note: Dimensions in inches [millimeters].

### White Floor Stands

Part Number	Price	For Use With	Stand Height	Drawing Link
<a href="#">SCE-FK1214-05</a>	\$236.00	14in deep	12.00 [305]	<a href="#">PDF</a>
<a href="#">SCE-FK1216-05</a>	\$238.00	16in deep	12.00 [305]	<a href="#">PDF</a>

Note: Dimensions in inches [millimeters].



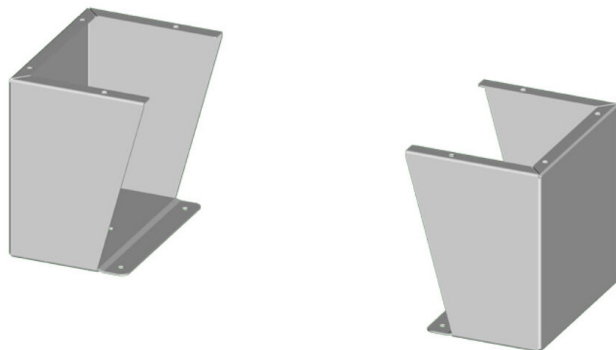
# Enclosure Accessories

## Floor Stands



Your Enclosure Source®

- Can be installed on most wall-mounted enclosures with a width of 20in or more
- Can also be installed on SCE free-standing enclosures
- Kits include two stands
- Made of stainless steel Type 304 with #4 brushed finish or stainless steel Type 316/316L with #4 brushed finish



[SCE-FK1208SS](#)

### Shipping Schedule

Same day

1 - 15 days

Color indicates shipping lead time in business days.

### 304 Stainless Steel Floor Stand

304 Stainless Steel	Price	304 Stainless Steel	Price	For Use With	Stand Height	Drawing Link
<a href="#">SCE-FK1208SS</a>	\$505.00	—	—	8in deep	12.00 [305]	<a href="#">PDF</a>
<a href="#">SCE-FK1210SS</a>	\$544.00	—	—	10in deep	12.00 [305]	<a href="#">PDF</a>
<a href="#">SCE-FK2410SS</a>	\$772.00	—	—	10in deep	24.00 [610]	<a href="#">PDF</a>
<a href="#">SCE-FK1212SS</a>	\$581.00	<a href="#">SCE-FK1212SS6</a>	\$697.00	12in deep	12.00 [305]	<a href="#">PDF</a>
<a href="#">SCE-FK1512SS</a>	\$713.00	<a href="#">SCE-FK1512SS6</a>	\$855.00	12in deep	15.00 [381]	<a href="#">PDF</a>
<a href="#">SCE-FK1812SS</a>	\$745.00	—	—	12in deep	18.00 [457]	<a href="#">PDF</a>
<a href="#">SCE-FK2412SS</a>	\$808.00	<a href="#">SCE-FK2412SS6</a>	\$970.00	12in deep	24.00 [610]	<a href="#">PDF</a>
<a href="#">SCE-FK0616SS</a>	\$555.00	—	—	16in deep	6.00 [152]	<a href="#">PDF</a>
<a href="#">SCE-FK1216SS</a>	\$660.00	<a href="#">SCE-FK1216SS6</a>	\$792.00	16in deep	12.00 [305]	<a href="#">PDF</a>
<a href="#">SCE-FK2416SS</a>	\$941.00	—	—	16in deep	24.00 [610]	<a href="#">PDF</a>
<a href="#">SCE-FK0618SS</a>	\$588.00	—	—	18in deep	6.00 [152]	<a href="#">PDF</a>
<a href="#">SCE-FK1218SS</a>	\$696.00	<a href="#">SCE-FK1218SS6</a>	\$835.00	18in deep	12.00 [305]	<a href="#">PDF</a>
<a href="#">SCE-FK1518SS</a>	\$777.00	<a href="#">SCE-FK1518SS6</a>	\$932.00	18in deep	15.00 [381]	<a href="#">PDF</a>
<a href="#">SCE-FK1818SS</a>	\$798.00	<a href="#">SCE-FK1818SS6</a>	\$957.00	18in deep	18.00 [457]	<a href="#">PDF</a>
<a href="#">SCE-FK1220SS</a>	\$685.00	—	—	20in deep	12.00 [305]	<a href="#">PDF</a>
<a href="#">SCE-FK0624SS</a>	\$683.00	—	—	24in deep	6.00 [152]	<a href="#">PDF</a>
<a href="#">SCE-FK1224SS</a>	\$734.00	<a href="#">SCE-FK1224SS6</a>	\$881.00	24in deep	12.00 [305]	<a href="#">PDF</a>
<a href="#">SCE-FK1524SS</a>	\$822.00	<a href="#">SCE-FK1524SS6</a>	\$986.00	24in deep	15.00 [381]	<a href="#">PDF</a>

Note: Dimensions in inches [millimeters].

# Enclosure Accessories

## Floor Stand Skirts




Designed for use with standard floor stands to restrict access or conceal the area under the enclosure. Vented skirts available to conceal transformers or other devices in this area while allowing air circulation. Heavy gauge construction. Each skirt panel will fit a range of enclosure widths. Installed by drilling holes in floor stand kit (not included). Skirt Kit includes two panels and mounting hardware.

### Material

- Carbon Steel, Powder Coated ANSI 61 Gray
- Stainless Steel Type 304 Stainless Steel, #4 Brushed Finish on all exterior surfaces

### Non-Vented



### Vented



SCE-SK126068SS

SCE-SKL127280SS

### Shipping Schedule

Same day	1 - 15 days
----------	-------------

Color indicates shipping lead time in business days.

### Carbon Steel Skirts

Non-Vented	Price	Vented	Price	Size HxW	For Use With	Drawing Link
<a href="#">SCE-SK123644</a>	\$236.00	<a href="#">SCE-SKL123644</a>	\$303.00	11.94 x 35.75 [303 x 908]	36-44in floor-mount on 12in floor stands	<a href="#">PDF</a>
<a href="#">SCE-SK124856</a>	\$282.00	<a href="#">SCE-SKL124856</a>	\$349.00	11.94 x 47.75 [303 x 1213]	48-56in floor-mount on 12in floor stands	<a href="#">PDF</a>
<a href="#">SCE-SK126068</a>	\$328.00	<a href="#">SCE-SKL126068</a>	\$395.00	11.94 x 59.75 [303 x 1518]	60-68in floor-mount on 12in floor stands	<a href="#">PDF</a>
<a href="#">SCE-SK127280</a>	\$374.00	<a href="#">SCE-SKL127280</a>	\$441.00	11.94 x 71.75 [303 x 1822]	72-80in floor-mount on 12in floor stands	<a href="#">PDF</a>
<a href="#">SCE-SK153644</a>	\$271.00	<a href="#">SCE-SKL153644</a>	\$337.00	14.94 x 35.75 [379 x 908]	36-44in floor-mount on 15in floor stands	<a href="#">PDF</a>
<a href="#">SCE-SK154856</a>	\$328.00	<a href="#">SCE-SKL154856</a>	\$394.00	14.94 x 47.75 [379 x 1213]	48-56in floor-mount on 15in floor stands	<a href="#">PDF</a>
<a href="#">SCE-SK156068</a>	\$385.00	<a href="#">SCE-SKL156068</a>	\$452.00	14.94 x 59.75 [379 x 1518]	60-68in floor-mount on 15in floor stands	<a href="#">PDF</a>
<a href="#">SCE-SK157280</a>	\$443.00	<a href="#">SCE-SKL157280</a>	\$509.00	14.94 x 71.75 [379 x 1822]	72-80in floor-mount on 15in floor stands	<a href="#">PDF</a>

Note: Dimensions in inches [millimeters].

### 304 Stainless Steel Skirts

Non-Vented	Price	Vented	Price	Size HxW	For Use With	Drawing Link
<a href="#">SCE-SK123644SS</a>	\$442.00	<a href="#">SCE-SKL123644SS</a>	\$508.00	11.94 x 35.75 [303 x 908]	36-44in floor-mount on 12in floor stands	<a href="#">PDF</a>
<a href="#">SCE-SK124856SS</a>	\$556.00	<a href="#">SCE-SKL124856SS</a>	\$623.00	11.94 x 47.75 [303 x 1213]	48-56in floor-mount on 12in floor stands	<a href="#">PDF</a>
<a href="#">SCE-SK126068SS</a>	\$671.00	<a href="#">SCE-SKL126068SS</a>	\$738.00	11.94 x 59.75 [303 x 1518]	60-68in floor-mount on 12in floor stands	<a href="#">PDF</a>
<a href="#">SCE-SK127280SS</a>	\$786.00	<a href="#">SCE-SKL127280SS</a>	\$852.00	11.94 x 71.75 [303 x 1822]	72-80in floor-mount on 12in floor stands	<a href="#">PDF</a>
<a href="#">SCE-SK153644SS</a>	\$527.00	<a href="#">SCE-SKL153644SS</a>	\$593.00	14.94 x 35.75 [379 x 908]	36-44in floor-mount on 15in floor stands	<a href="#">PDF</a>
<a href="#">SCE-SK154856SS</a>	\$671.00	<a href="#">SCE-SKL154856SS</a>	\$737.00	14.94 x 47.75 [379 x 1213]	48-56in floor-mount on 15in floor stands	<a href="#">PDF</a>
<a href="#">SCE-SK156068SS</a>	\$814.00	<a href="#">SCE-SKL156068SS</a>	\$880.00	14.94 x 59.75 [379 x 1518]	60-68in floor-mount on 15in floor stands	<a href="#">PDF</a>
<a href="#">SCE-SK157280SS</a>	\$1,024.00	<a href="#">SCE-SKL157280SS</a>	\$1,024.00	14.94 x 71.75 [379 x 1822]	72-80in floor-mount on 15in floor stands	<a href="#">PDF</a>

Note: Dimensions in inches [millimeters].

# Enclosure Accessories

## Mounting Feet



### Shipping Schedule

Same day	1 - 15 days
----------	-------------

Color indicates shipping lead time in business days.

### Multi-Door Mounting Feet

Part Number	Price	Material	Qty
<a href="#"><u>SCE-HDWMK</u></a>	\$104.00	carbon steel	4
<a href="#"><u>SCE-HDWMKSS</u></a>	\$136.00	stainless steel	4

Designed for use on SCE Multi-Door Wall-Mount enclosures.

- Four mounting feet per kit
- Made of heavy gauge stainless steel with a black textured finish
- Hardware included to fasten mounting kit to the enclosure




### NEMA 3R Mounting Feet

Part Number	Price	Qty
<a href="#"><u>SCE-N3RMFK4</u></a>	\$34.50	4

Designed for use on large wall-mount NEMA 3R enclosures.


- Made of heavy gauge carbon steel and powder coated ANSI 61 gray
- Hardware included to fasten mounting feet to the enclosure



### Enviroline Mounting Feet

Part Number	Price	Material	Qty
<a href="#"><u>SCE-ELMFK4</u></a>	\$23.50	Chemical and Corrosion resistant Polyamide	4
<a href="#"><u>SCE-ELMFK6</u></a>	\$31.50		6
<a href="#"><u>SCE-ELMFK4-25</u></a>	\$457.00		100
<a href="#"><u>SCE-ELMFK4SS6-OS</u></a>	\$71.00	stainless steel	4

- Made for use with all SCE Enviroline® Series enclosures and two-door wall-mount enclosures.
- For use in type 3, 3R, 4, 4X and 12 enclosures



### Enviroline Junction Mounting Feet

Part Number	Price	Material	Qty
<a href="#"><u>SCE-ELJMFK</u></a>	\$31.00	Chemical and Corrosion resistant Polyamide	4
<a href="#"><u>SCE-ELJMFKSS-OS</u></a>	\$65.00	stainless steel	4

Made for use with all SCE Enviroline® Series junction enclosures.

- Stainless steel fasteners
- Hardware included to fasten mounting feet to the enclosure



Designed to attach to the bottom of the enclosure in the existing threaded holes. Allows for adjustments for uneven floors. Pads are zinc plated with a plastic base. Mounting hardware is included.



### Workstation Leveling Pads

Part Number	Price	Thread Size	Height	Qty	Drawing Link
<a href="#"><u>SCE-LPD2</u></a>	\$49.50	3/8-16	2 [51]	4	<a href="#"><u>PDF</u></a>

Note: Dimensions in inches [millimeters].

# Enclosure Accessories

## Mounting Feet



### Shipping Schedule

Same day

1 - 15 days

Color indicates shipping lead time in business days.



SCE-XMAIMF24

Designed for use with freestanding type enclosures when the enclosure must be secured to a concrete floor or base.

- Two angle iron-mounting feet per kit.
- Made of heavy gauge carbon steel powder coated ANSI 61 gray
- Mounting hardware included to fasten feet to the enclosure
- UL Recognized sealing washer maintains environmental rating of the enclosure

### Freestanding Enclosure Mounting Feet

Part Number	Price	For Enclosure Depth	Drawing Link
<a href="#">SCE-XMAIMF16</a>	\$47.00	16in	<a href="#">PDF</a>
<a href="#">SCE-XMAIMF18</a>	\$51.00	18in	<a href="#">PDF</a>
<a href="#">SCE-XMAIMF20</a>	\$57.00	20in	<a href="#">PDF</a>
<a href="#">SCE-XMAIMF24</a>	\$68.00	24in	<a href="#">PDF</a>

# Enclosure Accessories

## Mounting Flanges




- Made of heavy gauge carbon steel, powder coated ANSI 61 gray
- Vented 3R mounting flanges are white powder coat
- Two mounting flanges per kit
- Fastening hardware is included to attach flanges to the enclosure
- UL Recognized sealing washer maintains environmental rating of the enclosure to attach flanges to the enclosure

### Shipping Schedule

Same day

1 - 15 days


Color indicates shipping lead time in business days.



SCE-NMST10

### NEMA 1 Enclosure Mounting Flanges


Part Number	Price	Enclosure Width	Drawing Link
<a href="#">SCE-NMST6</a>	\$21.00	6 in	<a href="#">PDF</a>
<a href="#">SCE-NMST8</a>	\$22.50	8 in	<a href="#">PDF</a>
<a href="#">SCE-NMST10</a>	\$24.00	10 in	<a href="#">PDF</a>
<a href="#">SCE-NMST12</a>	\$25.50	12 in	<a href="#">PDF</a>
<a href="#">SCE-NMST16</a>	\$28.50	16 in	<a href="#">PDF</a>
<a href="#">SCE-NMST20</a>	\$31.00	20 in	<a href="#">PDF</a>
<a href="#">SCE-NMST24</a>	\$34.00	24 in	<a href="#">PDF</a>



SCE-MST4

### NEMA 3R Enclosure Mounting Flanges

Part Number	Price	Enclosure Width	Drawing Link
<a href="#">SCE-MST4</a>	\$22.50	4 in	<a href="#">PDF</a>
<a href="#">SCE-MST6</a>	\$24.00	6 in	<a href="#">PDF</a>
<a href="#">SCE-MST8</a>	\$25.50	8 in	<a href="#">PDF</a>
<a href="#">SCE-MST10</a>	\$27.00	10 in	<a href="#">PDF</a>
<a href="#">SCE-MST12</a>	\$28.50	12 in	<a href="#">PDF</a>
<a href="#">SCE-MST16</a>	\$31.00	16 in	<a href="#">PDF</a>
<a href="#">SCE-MST20</a>	\$34.00	20 in	<a href="#">PDF</a>
<a href="#">SCE-MST24</a>	\$37.00	24 in	<a href="#">PDF</a>



SCE-VRMS36

### Vented Enclosure Mounting Flanges

Part Number	Price	Enclosure Width	Drawing Link
<a href="#">SCE-VRMS24</a>	\$57.00	24 in	<a href="#">PDF</a>
<a href="#">SCE-VRMS36</a>	\$71.00	36 in	<a href="#">PDF</a>

# Enclosure Accessories

## Enviroline Flush-Mounting Frames



Flush-mounting frames are designed for use with the Enviroline® Series wall-mount enclosures, quickly converting the wall-mount enclosure to a flush-mount enclosure. Two part numbers are required to complete the assembly: one part number for the height of the enclosure and one part number for the width of the enclosure. All kits are provided with hardware to assemble the frame to the enclosure and maintain the environmental rating of the enclosure.



**SCE-ELFM12HSS**



### Material

- Frame is made of heavy gauge steel and finished with ANSI 61 gray powder coat
- "SS" parts are made of heavy gauge Type 316/316L stainless steel with #4 brushed finish

### Shipping Schedule

Same day

1 - 15 days

Color indicates shipping lead time in business days.

### Enviroline Flush-Mounting Frames

Carbon Steel	Price	316 Stainless Steel	Price	For Enclosure Height	For Enclosure Width	Drawing Link
<a href="#"><b>SCE-ELFM12H</b></a>	\$68.00	<a href="#"><b>SCE-ELFM12HSS</b></a>	\$163.00	12 [305]	—	<a href="#">PDF</a>
<a href="#"><b>SCE-ELFM16H</b></a>	\$72.00	<a href="#"><b>SCE-ELFM16HSS</b></a>	\$174.00	16 [406]	—	<a href="#">PDF</a>
<a href="#"><b>SCE-ELFM20H</b></a>	\$76.00	<a href="#"><b>SCE-ELFM20HSS</b></a>	\$181.00	20 [508]	—	<a href="#">PDF</a>
<a href="#"><b>SCE-ELFM24H</b></a>	\$81.00	<a href="#"><b>SCE-ELFM24HSS</b></a>	\$194.00	24 [607]	—	<a href="#">PDF</a>
<a href="#"><b>SCE-ELFM30H</b></a>	\$86.00	<a href="#"><b>SCE-ELFM30HSS</b></a>	\$207.00	30 [762]	—	<a href="#">PDF</a>
<a href="#"><b>SCE-ELFM36H</b></a>	\$93.00	<a href="#"><b>SCE-ELFM36HSS</b></a>	\$224.00	36 [914]	—	<a href="#">PDF</a>
<a href="#"><b>SCE-ELFM12W</b></a>	\$63.00	<a href="#"><b>SCE-ELFM12WSS</b></a>	\$150.00	—	12 [305]	<a href="#">PDF</a>
<a href="#"><b>SCE-ELFM16W</b></a>	\$67.00	<a href="#"><b>SCE-ELFM16WSS</b></a>	\$160.00	—	16 [406]	<a href="#">PDF</a>
<a href="#"><b>SCE-ELFM20W</b></a>	\$70.00	<a href="#"><b>SCE-ELFM20WSS</b></a>	\$168.00	—	20 [508]	<a href="#">PDF</a>
<a href="#"><b>SCE-ELFM24W</b></a>	\$75.00	<a href="#"><b>SCE-ELFM24WSS</b></a>	\$181.00	—	24 [607]	<a href="#">PDF</a>
<a href="#"><b>SCE-ELFM30W</b></a>	\$81.00	<a href="#"><b>SCE-ELFM30WSS</b></a>	\$194.00	—	30 [762]	<a href="#">PDF</a>
<a href="#"><b>SCE-ELFM36W</b></a>	\$88.00	<a href="#"><b>SCE-ELFM36WSS</b></a>	\$211.00	—	36 [914]	<a href="#">PDF</a>

Note: Dimensions in inches [millimeters].

# Enclosure Accessories



Your Enclosure Source®


## Shipping Schedule

Same day

1 - 15 days

Color indicates shipping lead time in business days.

## Wall-Mount Standoffs



SCE-WMS1SS

Wall-mount standoffs are intended to provide space between a wall-mount enclosure and the wall for better wash down accessibility that is required in some applications. Provided with silicone seals to maintain seal between standoff and mounting surfaces. Maintains Type 4X rating. Four 304 stainless steel standoffs and eight silicone seals per kit.

### Standoffs

Part Number	Price	Length	Drawing Link
<a href="#"><u>SCE-WMS1SS</u></a>	\$142.00	1 [25]	<a href="#"><u>PDF</u></a>
<a href="#"><u>SCE-WMS2SS</u></a>	\$153.00	2 [51]	<a href="#"><u>PDF</u></a>
<a href="#"><u>SCE-WMS3SS</u></a>	\$174.00	3 [76]	<a href="#"><u>PDF</u></a>
<a href="#"><u>SCE-WMS4SS</u></a>	\$210.00	4 [102]	<a href="#"><u>PDF</u></a>

Note: Dimensions in inches [millimeters].

## Lifting Lugs



SCE-LLB5

Lifting lugs are designed to be mounted to the left and right side of a standard wall-mount type enclosure for easy handling of fully-wired enclosures. Mounting hardware is included. UL recognized sealing washers supplied to maintain UL ratings of Type 3R, 4, 4X and 12.

### Lifting Lugs

Part Number	Price	Material/Finish	Qty
<a href="#"><u>SCE-LLB5SS</u></a>	\$53.00	316 Stainless Steel, #4 Brush Finish	2
<a href="#"><u>SCE-LLB7</u></a>	\$40.50	Steel, White Powder Coat	2
<a href="#"><u>SCE-LLB5</u></a>	\$35.50	Steel, Zinc Plated	2
<a href="#"><u>SCE-LLB5-25</u></a>	\$680.00	Steel, Zinc Plated	25 sets of 2

# Enclosure Accessories

## Casters



- Swivel casters have ball bearing pivots and brakes
- Load rating 250 lbs for each caster



SCE-CAKR

Shipping Schedule	
Same day	1 - 15 days
Color indicates shipping lead time in business days.	

Casters			
Part Number	Price	Description	Wheel Size
<u>SCE-CAKR</u>	\$145.00	Set of 4 - 2 Rigid, 2 Swivel	3in
<u>SCE-CAKS</u>	\$181.00	Set of 4 Swivel Casters	3in
<u>SCE-CAKR4</u>	\$218.00	Set of 4 - 2 Rigid, 2 Swivel	4in
<u>SCE-CAKS4</u>	\$254.00	Set of 4 Swivel Casters	4in



# Enclosure Accessories

## Drip Shields



### Shipping Schedule

Same day 1 - 15 days

Color indicates shipping lead time in business days.

### Drip Shields for NEMA 4 and 12 Enclosures

RAL 7035	Price	ANSI 61	Price	Fits Enclosure Width
<a href="#"><u>SCE-DS12N4</u></a>	\$47.50	<a href="#"><u>SCE-DS12N4LG</u></a>	\$47.50	12 in
<a href="#"><u>SCE-DS16N4</u></a>	\$54.00	<a href="#"><u>SCE-DS16N4LG</u></a>	\$54.00	16 in
<a href="#"><u>SCE-DS20N4</u></a>	\$57.00	<a href="#"><u>SCE-DS20N4LG</u></a>	\$57.00	20 in
<a href="#"><u>SCE-DS24N4</u></a>	\$67.00	<a href="#"><u>SCE-DS24N4LG</u></a>	\$67.00	24 in
<a href="#"><u>SCE-DS30N4</u></a>	\$71.00	<a href="#"><u>SCE-DS30N4LG</u></a>	\$71.00	30 in
<a href="#"><u>SCE-DS36N4</u></a>	\$75.00	<a href="#"><u>SCE-DS36N4LG</u></a>	\$75.00	36 in
<a href="#"><u>SCE-DS42N4</u></a>	\$80.00	—	—	42 in
<a href="#"><u>SCE-DS48N4</u></a>	\$91.00	—	—	48 in
<a href="#"><u>SCE-DS60N4</u></a>	\$107.00	—	—	60 in
<a href="#"><u>SCE-DS72N4</u></a>	\$120.00	—	—	72 in

Protects door against dripping water and settling dust. Stainless steel screws and sealing washers are supplied with each kit. Made of steel and powder coated. Provided with cULus Recognized sealing washer to maintain Environmental Rating of the enclosure.

### Stainless Steel Drip Shields for NEMA 4X Enclosures

304 Stainless Steel	Price	316L Stainless Steel	Price	Fits Enclosure Width
<a href="#"><u>SCE-DS12SS</u></a>	\$109.00	<a href="#"><u>SCE-DS12SS6</u></a>	\$131.00	12 in
<a href="#"><u>SCE-DS16SS</u></a>	\$119.00	<a href="#"><u>SCE-DS16SS6</u></a>	\$143.00	16 in
<a href="#"><u>SCE-DS20SS</u></a>	\$129.00	<a href="#"><u>SCE-DS20SS6</u></a>	\$154.00	20 in
<a href="#"><u>SCE-DS24SS</u></a>	\$139.00	<a href="#"><u>SCE-DS24SS6</u></a>	\$166.00	24 in
<a href="#"><u>SCE-DS30SS</u></a>	\$155.00	<a href="#"><u>SCE-DS30SS6</u></a>	\$186.00	30 in
<a href="#"><u>SCE-DS36SS</u></a>	\$172.00	<a href="#"><u>SCE-DS36SS6</u></a>	\$206.00	36 in
<a href="#"><u>SCE-DS42SS</u></a>	\$188.00	<a href="#"><u>SCE-DS42SS6</u></a>	\$226.00	42 in
<a href="#"><u>SCE-DS48SS</u></a>	\$211.00	<a href="#"><u>SCE-DS48SS6</u></a>	\$253.00	48 in
<a href="#"><u>SCE-DS60SS</u></a>	\$241.00	<a href="#"><u>SCE-DS60SS6</u></a>	\$289.00	60 in
<a href="#"><u>SCE-DS72SS</u></a>	\$287.00	<a href="#"><u>SCE-DS72SS6</u></a>	\$344.00	72 in

Protects door against dripping water and settling dust. Stainless steel screws and sealing washers are supplied with each kit. Made of type 304 or 316 stainless steel. Provided with cULus Recognized sealing washer to maintain Environmental Rating of the enclosure.

# Enclosure Accessories

## Deep-Hinged Doors



SCE-HA1010LG

Designed to house electrical controls, instruments, and components used in an indoor or outdoor environment to provide a degree of protection for the equipment inside the enclosure against ingress of solid foreign objects (falling dirt); and provide a degree of protection with respect to the harmful effects on the equipment due to the ingress of water (rain, sleet, snow). ELJ hinges. Black, mini 1/4-turn latches Gasket and hardware included.

### Listings

- Carbon Steel:
  - NEMA Type 3R, 4, 12, and 13
  - UL Listed Type 3R, 4 & 12 [File E69392]
- Stainless Steel:
  - NEMA Type 3R, 4, 4X, 12, and 13
  - UL Listed Type 3R, 4, 4X, 12, and 13 [File E69392]

### Shipping Schedule

Same day

1 - 15 days

Color indicates shipping lead time in business days.


### Deep-Hinged Doors

RAL7035	ANSI 61	White	Price	304 Stainless Steel	Price	Size HxWxD	Drawing Link
<a href="#"><u>SCE-HA1010LG</u></a>	<a href="#"><u>SCE-HA1010</u></a>	<a href="#"><u>SCE-HA1010-05</u></a>	\$271.00	<a href="#"><u>SCE-HA1010SS</u></a>	\$619.00	10.00 x 10.00 x 2.63 [254 x 254 x 67]	<a href="#"><u>PDF</u></a>
—	<a href="#"><u>SCE-HA1014</u></a>	—	\$286.00	<a href="#"><u>SCE-HA1014SS</u></a>	\$618.00	10.00 x 14.00 x 2.63 [254 x 356 x 67]	<a href="#"><u>PDF</u></a>
<a href="#"><u>SCE-HA1212LG</u></a>	<a href="#"><u>SCE-HA1212</u></a>	<a href="#"><u>SCE-HA1212-05</u></a>	\$294.00	<a href="#"><u>SCE-HA1212SS</u></a>	\$647.00	12.00 x 12.00 x 2.63 [305 x 305 x 67]	<a href="#"><u>PDF</u></a>
—	<a href="#"><u>SCE-HA1216</u></a>	—	\$309.00	<a href="#"><u>SCE-HA1216SS</u></a>	\$668.00	12.00 x 16.00 x 2.63 [305 x 406 x 67]	<a href="#"><u>PDF</u></a>
	<a href="#"><u>SCE-HA1418</u></a>		\$348.00	<a href="#"><u>SCE-HA1418SS</u></a>	\$887.00	14.00 x 18.00 x 2.63 [356 x 457 x 67]	<a href="#"><u>PDF</u></a>
	<a href="#"><u>SCE-HA1620</u></a>		\$380.00	<a href="#"><u>SCE-HA1620SS</u></a>	\$822.00	16.00 x 20.00 x 2.63 [406 x 508 x 67]	<a href="#"><u>PDF</u></a>
<a href="#"><u>SCE-HA1814LG</u></a>	<a href="#"><u>SCE-HA1814</u></a>	—	\$348.00	<a href="#"><u>SCE-HA1814SS</u></a>	\$887.00	18.00 x 14.00 x 2.63 [457 x 356 x 67]	<a href="#"><u>PDF</u></a>

Note: Dimensions in inches [millimeters].

# Enclosure Accessories

## Deep-Hinged Doors with Windows



[SCE-HWK1212](#)

Designed to mount on the exterior of an enclosure to provide protection for controls with easy access. ELJ hinges. Black, mini 1/4-turn latches UV stable Polycarbonate viewing window. Gasket and hardware included. Made of heavy gauge carbon steel and powder coated.

"SS" parts made of heavy gauge stainless steel Type 304 with #4 brushed finish. Recommend use as Type 3R rating in full outdoor exposure and extreme weather environments – the addition of ventilation is necessary to handle the large negative pressure differential caused in a tightly sealed enclosure in extreme weather conditions. Temperatures that may exceed 140°F, such as outdoor in direct sunlight should be evaluated, shading or sun shield may be necessary.

### Listings

- NEMA Type 3R, 12, & 13
- UL Recognized Type 3R & 12

### Shipping Schedule

Same day      1 - 15 days

Color indicates shipping lead time in business days.

### Deep-Hinged Doors with Windows

ANSI 61	RAL 7035	Price	304 Stainless Steel	Price	Overall Size HxWxD	Window Size HxW	Maximum Cut-Out Size HxW	Drawing Link
<a href="#">SCE-HWK1014</a>	—	\$312.00	<a href="#">SCE-HWK1014SS</a>	\$674.00	10.00 x 14.00 x 2.63 [254 x 356 x 67]	6.00 x 9.38 [152 x 238]	7.50 x 11.50 [191 x 292]	<a href="#">PDF</a>
<a href="#">SCE-HWK1212</a>	<a href="#">SCE-HWK1212LG</a>	\$339.00	<a href="#">SCE-HWK1212SS</a>	\$700.00	12.00 x 12.00 x 2.63 [305 x 305 x 67]	8.00 x 7.38 [203 x 187]	9.50 x 9.50 [241 x 241]	<a href="#">PDF</a>
<a href="#">SCE-HWK1216</a>	—	\$380.00	<a href="#">SCE-HWK1216SS</a>	\$822.00	12.00 x 16.00 x 2.63 [305 x 406 x 67]	8.00 x 11.38 [203 x 289]	9.50 x 13.50 [241 x 343]	<a href="#">PDF</a>
<a href="#">SCE-HWK1312</a>	—	\$355.00	—	—	13.00 x 12.00 x 2.63 [330 x 305 x 67]	8.00 x 7.38 [203 x 187]	10.50 x 9.50 [267 x 241]	<a href="#">PDF</a>
<a href="#">SCE-HWK1418</a>	—	\$393.00	<a href="#">SCE-HWK1418SS</a>	\$850.00	14.00 x 18.00 x 2.63 [356 x 457 x 67]	10.00 x 13.38 [254 x 340]	11.50 x 15.50 [292 x 394]	<a href="#">PDF</a>
<a href="#">SCE-HWK1620</a>	—	\$437.00	<a href="#">SCE-HWK1620SS</a>	\$943.00	16.00 x 20.00 x 2.63 [406 x 508 x 67]	12.00 x 15.38 [305 x 391]	13.50 x 17.50 [343 x 445]	<a href="#">PDF</a>
<a href="#">SCE-HWK1814</a>	<a href="#">SCE-HWK1814LG</a>	\$393.00	<a href="#">SCE-HWK1814SS</a>	\$950.00	18.00 x 14.00 x 2.63 [457 x 356 x 67]	14.00 x 9.38 [356 x 238]	15.50 x 11.50 [394 x 292]	<a href="#">PDF</a>
<a href="#">SCE-HWK2218</a>	<a href="#">SCE-HWK2218LG</a>	\$475.00	<a href="#">SCE-HWK2218SS</a>	\$1,145.00	22.00 x 18.00 x 2.63 [559 x 457 x 67]	18.00 x 13.38 [457 x 340]	19.50 x 15.50 [495 x 394]	<a href="#">PDF</a>
<a href="#">SCE-HWK2228</a>	<a href="#">SCE-HWK2228LG</a>	\$543.00	<a href="#">SCE-HWK2228SS</a>	\$1,416.00	22.00 x 28.00 x 2.63 [559 x 711 x 67]	(2) 18.00 x 10.56 [457 x 268]	19.50 x 25.50 [495 x 648]	<a href="#">PDF</a>
<a href="#">SCE-HWK2822</a>	<a href="#">SCE-HWK2822LG</a>	\$543.00	<a href="#">SCE-HWK2822SS</a>	\$1,416.00	28.00 x 22.00 x 2.63 [711 x 559 x 67]	(2) 10.88 x 17.38 [276 x 441]	25.50 x 19.50 [648 x 495]	<a href="#">PDF</a>

Note: Dimensions in inches [millimeters].

# Enclosure Accessories

## Hinges and Hinge Pins



Standard replacement hinges for standard Saginaw enclosures. Includes hinge, pin, and clip.



SCE-3916



SCE-ELJHINGE



SCE-101670



SCE-101221

### Shipping Schedule

Same day

1 - 15 days

Color indicates shipping lead time in business days.

### Replacement Hinges

Carbon Steel	Price	304 Stainless Steel	Price	Description	Qty
<u>SCE-3916</u>	\$13.75	<u>SCE-3916SS</u>	\$29.00	large concealed hinge	1
<u>SCE-3918</u>	\$22.00	<u>SCE-3918SS</u>	\$53.00	small concealed hinge	1
<u>SCE-ELJHINGE</u>	\$7.50	—	—	ELJ hinge	1
<u>SCE-101670</u>	\$14.00	—	—	retaining clip for concealed hinge	1
<u>SCE-101221</u>	\$35.50	—	—	large hinge pin	20
<u>SCE-101226</u>	\$67.00	—	—	small hinge pin	20

# Enclosure Accessories

## Enclosure Windows



SCE-PWK53NF

Designed for use on most SCE Type 4, 4X and 12 enclosures. Includes frame, window, oil-resistant gasket, and mounting hardware. Installed by making a cutout in the enclosure and fastening the window and frame in place.

The window is 0.25" UV stable polycarbonate material. Made of heavy gauge steel and powder coated ANSI 61 gray. "SS" kits are made of Type 304 stainless with #4 brushed finish. Recommend use as Type 3R rating in full outdoor exposure and extreme weather environments.

### Listings

- NEMA Type 1, 3R, 4, 4X & 12
- UL Recognized Type 1, 3R & 12

### Shipping Schedule

Same day	1 - 15 days
----------	-------------

Color indicates shipping lead time in business days.

### UV-Resistant Window Kits

Carbon Steel	Price	304 Stainless Steel	Price	Window Size HxW	Drawing Link
<a href="#"><u>SCE-PWK53NF</u></a>	\$132.00	<a href="#"><u>SCE-PWK53NFSS</u></a>	\$198.00	5.25 x 3.25 [133 x 83]	<a href="#"><u>PDF</u></a>
<a href="#"><u>SCE-PWK63NF</u></a>	\$145.00	—	—	6.55 x 2.85 [166 x 72]	<a href="#"><u>PDF</u></a>
<a href="#"><u>SCE-PWK95NF</u></a>	\$158.00	<a href="#"><u>SCE-PWK95NFSS</u></a>	\$239.00	9.25 x 5.75 [235 x 146]	<a href="#"><u>PDF</u></a>
<a href="#"><u>SCE-PWK138NF</u></a>	\$201.00	<a href="#"><u>SCE-PWK138NFSS</u></a>	\$304.00	13.25 x 8.25 [337 x 210]	<a href="#"><u>PDF</u></a>
<a href="#"><u>SCE-PWK1711NF</u></a>	\$277.00	<a href="#"><u>SCE-PWK1711NFSS</u></a>	\$399.00	17.25 x 11.25 [438 x 286]	<a href="#"><u>PDF</u></a>
<a href="#"><u>SCE-PWK2315NF</u></a>	\$341.00	<a href="#"><u>SCE-PWK2315NFSS</u></a>	\$516.00	23.25 x 15.25 [591 x 387]	<a href="#"><u>PDF</u></a>
<a href="#"><u>SCE-PWK2919NF</u></a>	\$508.00	<a href="#"><u>SCE-PWK2919NFSS</u></a>	\$765.00	29.25 x 19.25 [743 x 489]	<a href="#"><u>PDF</u></a>

Note: Dimensions in inches [millimeters].

# Enclosure Accessories

## Enclosure Windows



SCE-AW1208SG

Designed for use on most SCE Type 4, 4X and 12 enclosures. Includes frame, window, oil-resistant gasket, and mounting hardware. Installed by making a cutout in the enclosure and fastening the window and frame in place. For technical information, consult our Installation

Manual. The window is made of laminated safety glass for easier clean up and an aluminum

extruded frame. Recommend use as Type 3R rating in full outdoor exposure and extreme weather

environments.

For more details see Design Considerations When Specifying Your Enclosure on our website.

### Listings

- NEMA Type 1, 3R, 4, 4X & 12
- UL Recognized Type 1, 3R & 12

### Shipping Schedule

Same day	1 - 15 days
----------	-------------

Color indicates shipping lead time in business days.

### Extruded Aluminum Safety Glass UV-Resistant Windows

Part Number	Price	Window Size HxW	Drawing Link
<a href="#"><u>SCE-AW1208SG</u></a>	Retired	12.00 x 8.00 [305 x 203]	<a href="#"><u>PDF</u></a>
<a href="#"><u>SCE-AW1812SG</u></a>	Retired	18.00 x 12.00 [457 x 305]	<a href="#"><u>PDF</u></a>
<a href="#"><u>SCE-AW2016SG</u></a>	Retired	20.00 x 16.00 [508 x 406]	<a href="#"><u>PDF</u></a>
<a href="#"><u>SCE-AW2620SG</u></a>	Retired	26.00 x 20.00 [660 x 508]	<a href="#"><u>PDF</u></a>
<a href="#"><u>SCE-AW6020SG</u></a>	Retired	60.00 x 20.00 [1524 x 508]	<a href="#"><u>PDF</u></a>

Note: Dimensions in inches [millimeters].

# Enclosure Accessories

## Disconnect Cutout Cover Plate



- Designed to cover standard disconnect cutouts in the flange of the enclosure and has an oil-resistant gasket to seal against oil, dust, dirt, and water.
- Made of heavy gauge steel and powder coated ANSI 61 gray.
- Stainless plate is made of Type 304 stainless with #4 brushed finish

SCE-DCP

### Shipping Schedule

Same day

1 - 15 days

Color indicates shipping lead time in business days.

### Cover Plates

Part Number	Price	Material	Drawing Link
<a href="#">SCE-DCP</a>	\$56.00	Carbon Steel	<a href="#">PDF</a>
<a href="#">SCE-DCPSS</a>	\$71.00	Stainless Steel	<a href="#">PDF</a>

# Enclosure Accessories

## Hole Seals




Your Enclosure Source®

### Shipping Schedule

Same day

1 - 15 days

Color indicates shipping lead time in business days.



Extra pushbutton holes can be sealed against dust, dirt, oil, and water with a SCE hole seal. Seals will cover most pushbutton hole sizes. Hole seals come with oil-resistant gasket, #10-32 x 3/8" stud, zinc plated wing nut, and plated steel back plate. Available in stainless steel or powder coated finish.

- Made of heavy gauge steel with ANSI 61 gray powder coat
- Stainless plate is made of Type 304 stainless with #4 brushed finish
- NEMA Type 3R, 4, 4X & 12
- UL Recognized Type 3R, 4, 4X & 12 [File # E69392]
- IEC 60529
- IP 56

SCE-LLB5

### Hole Seals

Part Number	Price	Material/Finish	Qty	Hole Size
<a href="#"><u>SCE-ASPBG-RAL7035</u></a>	\$4.75	Steel - RAL 7035 Gray	1	22mm pushbutton
<a href="#"><u>SCE-ASPB-RAL7035</u></a>	\$6.75	Steel - RAL 7035 Gray	1	30mm pushbutton
<a href="#"><u>SCE-ASPBG-09</u></a>	\$4.75	Steel - ANSI 61 Gray	1	22mm pushbutton
<a href="#"><u>SCE-ASPB-09</u></a>	\$6.75	Steel - ANSI 61 Gray	1	30mm pushbutton
<a href="#"><u>SCE-ASPBG-05</u></a>	\$4.75	Steel - SCE-05 White	1	22mm pushbutton
<a href="#"><u>SCE-ASPB-05</u></a>	\$6.75	Steel - SCE-05 White	1	30mm pushbutton
<a href="#"><u>SCE-ASPBG-SS</u></a>	\$23.50	Stainless Steel	1	22mm pushbutton
<a href="#"><u>SCE-ASPB-SS</u></a>	\$25.50	Stainless Steel	1	30mm pushbutton
<a href="#"><u>SCE-ASPBG-09-25</u></a>	\$108.00	Steel - ANSI 61 Gray	25	22mm pushbutton
<a href="#"><u>SCE-ASPB-09-25</u></a>	\$152.00	Steel - ANSI 61 Gray	25	30mm pushbutton

Note: Dimensions in inches [millimeters].



Designed to seal 2 inch square opening against dust, dirt, oil, and water. Hole seals are made of corrosion and UV resistant Polycarbonate material, supplied with adhesive gasket backing for quick, simple installation.

- UL Recognized 3, 3R, 4, 4X & 12
- IP56

### Square Hole Seal

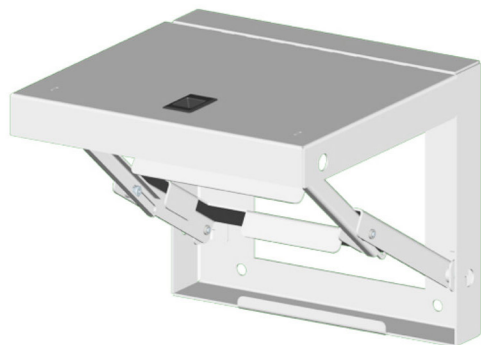
Part Number	Price	Description	Drawing Link
<a href="#"><u>SCE-HS2S</u></a>	\$7.50	61 gray, oil-resistant adhesive gasket, 2in square cutout.	<a href="#">PDF</a>

Note: Dimensions in inches [millimeters].



# Enclosure Accessories

## Folding Shelves



Folding shelves can be installed on the inside or outside of large enclosures. They are designed to support test and programming equipment. Locks in the horizontal position. When not in use, shelf can be folded down. Made of heavy gauge steel and powder coated. "SS" parts are stainless steel type 304 with a #4 brush finish. Provided with cULus Recognized sealing washer to maintain environmental rating of the enclosure.

### Shipping Schedule

Same day

1 - 15 days

Color indicates shipping lead time in business days.

### Folding Shelves

White	RAL 7035	Price	ANSI 61	Price	304 Stainless Steel	Price	Work Surface
<a href="#"><u>SCE-FS1212</u></a>	<a href="#"><u>SCE-FS1212LG</u></a>	\$195.00	<a href="#"><u>SCE-FS1818-09</u></a>	\$244.00	<a href="#"><u>SCE-FS1212SS</u></a>	\$555.00	12.00 x 12.00 [305 x 305]
<a href="#"><u>SCE-FS1218</u></a>	<a href="#"><u>SCE-FS1818LG</u></a>	\$244.00	<a href="#"><u>SCE-FS1212-09</u></a>	\$195.00	<a href="#"><u>SCE-FS1818SS</u></a>	\$633.00	12.00 x 18.00 [305 x 457]
<a href="#"><u>SCE-FS1818</u></a>	—	—	<a href="#"><u>SCE-FS2424-09</u></a>	\$294.00	<a href="#"><u>SCE-FS2424SS</u></a>	\$660.00	18.00 x 18.00 [457 x 457]
<a href="#"><u>SCE-FS2424</u></a>	—	\$294.00	—	—	—	—	24.00 x 24.00 [610 x 610]

Note: Dimensions in inches [millimeters].

# Enclosure Accessories

## Grounding Bars and Straps



### Shipping Schedule

Same day


1 - 15 days

Color indicates shipping lead time in business days.

### Grounding Bars

Part Number	Price	Finish
<b><u>SCE-GB10</u></b>	\$115.00	Zinc Plated


Designed to provide a grounding area for controls and equipment. Has ten 10-32 tapped conductor holes and two mounting holes. Made of copper.



### Grounding Straps

Part Number	Price	Approx Wire Size (AWG)	Length Between Ring Terminals (CTOC)	Ring Terminal Hole Size
<b><u>SCE-GS808</u></b>	\$45.00	#8	8.00	0.330

Grounding straps can be used to provide electrical continuity between metal parts that must be electrically connected. Consists of braided copper with a ring terminal at both ends. Braid is insulated with green and yellow striped plastic.



# Enclosure Accessories

## 1/4-Turn Latches

Designed to replace black 1/4-turn latches when additional security is required.

### Shipping Schedule

Same day

1 - 15 days

Color indicates shipping lead time in business days.



SCE-DLSB



SCE-DLWKC



SCE-KLWN



SCE-PLWKB

### Slotted Door Latch

Part Number	Price	Finish	Qty	Includes 28mm Cam
<u>SCE-DLSB</u>	\$23.00	Chrome	1	<u>SCE-102804</u>
<u>SCE-DLSBB</u>	\$23.00	Black	1	<u>SCE-102804</u>
<u>SCE-DLSSB</u>	\$56.00	Stainless	1	<u>SCE-102804</u>

### Wing Knob Door Latch

Part Number	Price	Finish	Qty	Includes 28mm Cam
<u>SCE-DLWKC</u>	\$23.00	chrome	1	<u>SCE-102804</u>
<u>SCE-DLWKF</u>	\$23.00	black matte	1	<u>SCE-102804</u>
<u>SCE-DLWKF-25</u>	\$423.00	black matte	25	<u>SCE-102804</u>

### Keylocking Wing Knob Door Latch

Part Number	Price	Finish	Qty	Includes 28mm Cam
<u>SCE-KLWN</u>	\$46.00	chrome	1	<u>SCE-102804</u>
<u>SCE-KLWNB</u>	\$46.00	black matte	1	<u>SCE-102804</u>

### Padlocking Wing Knob Door Latch

Part Number	Price	Finish	Qty	Includes 28mm Cam
<u>SCE-PLWKB</u>	\$26.50	Black	1	<u>SCE-102804</u>
<u>SCE-PLWKB-50</u>	\$968.00	Black	50	<u>SCE-102804</u>
<u>SCE-PLWKSS</u>	\$73.00	Stainless	1	<u>SCE-102804</u>

# Enclosure Accessories

## 1/4-Turn Latches

Designed to replace black 1/4-turn latches when additional security is required.

### Shipping Schedule

Same day

1 - 15 days

Color indicates shipping lead time in business days.



### Padlocking Housing Latch

Part Number	Price	Finish	Includes 28mm Cam
<u><a href="#">SCE-PLHG</a></u>	\$23.00	black matte	<u><a href="#">SCE-102804</a></u>

### Non-Locking "T" Handle

Part Number	Price	Finish	Includes 28mm Cam
<u><a href="#">SCE-NLTH</a></u>	\$33.00	Chrome	<u><a href="#">SCE-102804</a></u>

### Keylocking "T" Handle

Part Number	Price	Finish	Includes 28mm Cam
<u><a href="#">SCE-ELKLT</a></u>	\$52.00	Chrome	<u><a href="#">SCE-102804</a></u>

### Coinproof Door Latch

Part Number	Price	Finish	Includes 28mm Cam
<u><a href="#">SCE-DLCA</a></u>	\$19.75	Chrome	<u><a href="#">SCE-102804</a></u>

### Sanitary Door Latch

Part Number	Price	Finish	Includes 28mm Cam
<u><a href="#">SCE-SSQT</a></u>	\$169.00	Stainless	<u><a href="#">SCE-102804</a></u>
Note: includes (1) key.			

# Enclosure Accessories



Your Enclosure Source®

## 1/4-Turn Latches

Designed to replace black 1/4-turn latches when additional security is required.

### Shipping Schedule

Same day

1 - 15 days

Color indicates shipping lead time in business days.



[SCE-DLKLD](#)

### Keylocking Door Latch

Part Number	Price	Finish	Qty	Includes 28mm Cam	Includes Keys (2)
<a href="#">SCE-DLKLD</a>	\$36.50	Chrome	1	<a href="#">SCE-102804</a>	<a href="#">SCE-K333</a>
<a href="#">SCE-DLKLDB</a>	\$37.00	Black	1	<a href="#">SCE-102804</a>	<a href="#">SCE-K333</a>
<a href="#">SCE-DLKLDB-25</a>	\$807.00	Black	25	<a href="#">SCE-102804</a>	<a href="#">SCE-K333</a>



[SCE-DL7SC](#)

### 7mm Square Door Latch with Key

Part Number	Price	Finish	Includes 28mm Cam	Includes Keys (1)
<a href="#">SCE-DL7SC</a>	\$23.00	Chrome	<a href="#">SCE-102804</a>	<a href="#">SCE-101695</a>



[SCE-DL8SB](#)

### 8mm Square Door Latch with Key

Part Number	Price	Finish	Includes 28mm Cam	Includes Keys (1)
<a href="#">SCE-DL8SB</a>	\$17.25	Black	<a href="#">SCE-102804</a>	<a href="#">SCE-101697</a>
<a href="#">SCE-DL8SC</a>	\$17.25	Chrome	<a href="#">SCE-102804</a>	<a href="#">SCE-101697</a>



[SCE-DL7TE](#)

### 7mm Triangular Door Latch with Key

Part Number	Price	Finish	Includes 28mm Cam	Includes Keys (1)
<a href="#">SCE-DL7TE</a>	\$23.00	Chrome	<a href="#">SCE-102804</a>	<a href="#">SCE-107930</a>



[SCE-DL5MDB](#)

### 5mm Double-bit Door Latch with Key

Part Number	Price	Finish	Includes 28mm Cam	Includes Keys (1)
<a href="#">SCE-DL5MDB</a>	\$23.00	Chrome	<a href="#">SCE-102804</a>	<a href="#">SCE-110047</a>
<a href="#">SCE-DL5MDBB</a>	\$23.00	Black	<a href="#">SCE-102804</a>	<a href="#">SCE-110047</a>

# Enclosure Accessories



Your Enclosure Source®

## Mini 1/4-Turn Latches

Designed for use on Econoline Junction Series (ELJ) enclosures and deep-hinged doors.



[SCE-MINQ](#)

Shipping Schedule	
Same day	1 - 15 days
Color indicates shipping lead time in business days.	

Mini 1/4-Turn Latches				
Part Number	Price	Finish	Includes 35mm Cam	Includes Key
<a href="#"><u>SCE-MINQ</u></a>	\$13.25	Chrome	<a href="#"><u>SCE-105419</u></a>	No
<a href="#"><u>SCE-MINQB</u></a>	\$13.25	Black	<a href="#"><u>SCE-105419</u></a>	No
<a href="#"><u>SCE-MINQSS</u></a>	\$20.50	Stainless	<a href="#"><u>SCE-105419</u></a>	No
<a href="#"><u>SCE-MINQK*</u></a>	\$31.00	Chrome	<a href="#"><u>SCE-105419</u></a>	<a href="#"><u>SCE-2233X</u></a>
*Keylocking				



[SCE-L](#)

NEMA 1 1/4-Turn Latch	
Part Number	Price
<a href="#"><u>SCE-L</u></a>	\$15.25

- For use with NEMA 1 enclosures
- Keylocking
- Includes SCE-105419 35mm cam and (2) SCE-2233X keys



[SCE-MINQKLB](#)

Black Keylocking Lever Knob Latch		
Part Number	Price	Includes Key
<a href="#"><u>SCE-MINQKLB</u></a>	\$66.00	<a href="#"><u>SCE-2233X</u></a>
Note: Cam not included.		



[SCE-MINQLB](#)

Black Lever Knob Latch		
Part Number	Price	Qty
<a href="#"><u>SCE-MINQLB</u></a>	\$38.00	1
<a href="#"><u>SCE-MINQLB-25</u></a>	\$849.00	25
Note: Cam not included.		



[SCE-MINQ6MS](#)

Black 6mm Square Latch with Key	
Part Number	Price
<a href="#"><u>SCE-MINQ6MS</u></a>	\$45.50
Note: Cam not included.	
Includes (1) 6mm square key.	

# Enclosure Accessories

## Door Handles



Designed for use on custom and stock enclosures. Can be used as replacements for installed hardware when a different locking mechanism is desired. 7in and 5in lengths for different size enclosures. Latch cam not included. For 2- or 3-point latch, use SCE-ARK36 Aluminum Door Rod Kit.

### Shipping Schedule

Same day	1 - 15 days
----------	-------------

Color indicates shipping lead time in business days.

### Black Die-Cast Zinc Door Handles

Part Number	Price	Length	Description	Includes Key	Optional Cam	Price
<a href="#">SCE-PCH5</a>	\$115.00	5in	Coinproof/Padlocking	—	<a href="#">SCE-3PTSMC</a>	\$17.50
<a href="#">SCE-PH5</a>	\$115.00	5in	Padlocking	—	<a href="#">SCE-3PTSMC</a>	\$17.50
<a href="#">SCE-PKH5</a>	\$115.00	5in	Keylocking/Padlocking	<a href="#">SCE-KC101 (2)</a>	<a href="#">SCE-3PTSMC</a>	\$17.50
<a href="#">SCE-PCH5-7SC</a>	\$115.00	5in	7mm Square Insert	<a href="#">SCE-101695</a>	<a href="#">SCE-3PTSMC</a>	\$17.50
<a href="#">SCE-PH7</a>	\$132.00	7in	Coinproof/Padlocking	—	<a href="#">SCE-102237</a>	\$16.50
<a href="#">SCE-PCH7</a>	\$132.00	7in	Padlocking	—	<a href="#">SCE-102237</a>	\$16.50
<a href="#">SCE-PKH7</a>	\$132.00	7in	Keylocking/Padlocking	<a href="#">SCE-KC101 (2)</a>	<a href="#">SCE-102237</a>	\$16.50
<a href="#">SCE-PCH7-7SC</a>	\$132.00	7in	7mm Square Insert	<a href="#">SCE-101695</a>	<a href="#">SCE-102237</a>	\$16.50



[SCE-PCH5](#)



[SCE-PH7](#)



[SCE-PCH5-7SC](#)



[SCE-PKH7](#)



[SCE-PKH5](#)

### Stainless Steel Door Handles

Part Number	Price	Length	Description	Includes Key	Optional Cam	Price
<a href="#">SCE-PCH5SS</a>	\$156.00	5in	Coinproof/Padlocking	—	<a href="#">SCE-3PTSMC</a>	\$17.50
<a href="#">SCE-PH5SS</a>	\$143.00	5in	Padlocking	—	<a href="#">SCE-3PTSMC</a>	\$17.50
<a href="#">SCE-PKH5SS</a>	\$152.00	5in	Keylocking/Padlocking	<a href="#">SCE-KC101 (2)</a>	<a href="#">SCE-3PTSMC</a>	\$17.50



[SCE-PCH5SS](#)

# Enclosure Accessories

## Door Handles



### Shipping Schedule

Same day

1 - 15 days

Color indicates shipping lead time in business days.

### Enviroline Series Door Handles

Part Number	Price	Description	Included Cam	Includes Keys (2)
<u><a href="#">SCE-ELKL</a></u>	\$82.00	Keylocking Handle	<u><a href="#">SCE-102804</a></u>	<u><a href="#">SCE-K333</a></u>
<u><a href="#">SCE-ELPL</a></u>	\$82.00	Padlocking Handle	<u><a href="#">SCE-102804</a></u>	—

Designed for use in the Enviroline Series enclosures, for a quick and easy conversion from the standard 1/4-turn latch, with no added holes or cutouts necessary for installation. Not recommended for enclosures with greater than 36in. height.

[SCE-ELPL](#)[SCE-ELKL](#)



# Enclosure Accessories

## Latch Rods and Cams



### Envioline Three-Point Latch Kit

Part Number	Price
<b><u>SCE-3PTL</u></b>	\$82.00

Designed for use with all Envioline Series enclosures. This simple to install latch kit will add a two- or three-point latching system to the enclosure. The kit includes easy to cut 5/16-inch round rods with rollers and rod guides for a strong functioning latching system. No added holes or cutouts in the enclosure necessary for installation.

### Shipping Schedule


Same day	1 - 15 days
Color indicates shipping lead time in business days.	



SCE-3PTL

### Aluminum Rod Door Kit with Ramp Shoes

Part Number	Price	Rod Size
<b><u>SCE-ARK36</u></b>	\$153.00	0.375 x 0.625



SCE-ARK36

### 35° Plated Steel Cam

Part Number	Price
<b><u>SCE-112984</u></b>	\$2.25

For use with Series 14 Console Tops with mini 1/4-turn latches



### 28mm Plated Steel Cam

Part Number	Price
<b><u>SCE-105419</u></b>	\$2.75

For use with Envioline Junction series enclosures and window kits



### 28mm External Stop, Plated Steel Cam

Part Number	Price	Qty
<b><u>SCE-102804</u></b>	\$32.00	10



SCE-102804

### Plated Steel Cams

Part Number	Price	Fits
<b><u>SCE-3PTSMC</u></b>	\$17.50	5in. door handles
<b><u>SCE-102237</u></b>	\$16.50	7in. door handles



SCE-3PTSMC

SCE-102237

# Enclosure Accessories



## Door Clamps

### Shipping Schedule

Same day	1 - 15 days
----------	-------------

Color indicates shipping lead time in business days.

### Quick Release Clamp Assembly

Part Number	Price	Enclosure Type	Thread Type
<a href="#"><u>SCE-LPQR</u></a>	\$10.75	LP	1/4-20
<a href="#"><u>SCE-QRCH</u></a>	\$10.25	CHNF	10-24

Designed for quick access to an enclosure with standard screw clamps. Black zinc diecast with stainless steel fasteners.

[SCE-LPQR](#)

## Padlock Kits

### Padlock Kit for Junction Boxes

Part Number	Price	Qty
<a href="#"><u>SCE-PLKJIC</u></a>	\$13.25	1

Designed for CHNF enclosures. Maintains water-tight and dust-tight seal. Made of plated steel.



### 304 SS Padlock Bracket

Part Number	Price
<a href="#"><u>SCE-MINQPL</u></a>	\$11.25

Installs with SCE-MINQ mini 1/4-turn latches to allow additional security of a padlock.



### Quick Release Clamp Assembly

Part Number	Price	Enclosure Type	Thread Type	Finish	Qty
<a href="#"><u>SCE-LPCLAMP</u></a>	\$23.00	LP	1/4-20	Chrome	2
<a href="#"><u>SCE-LPCLAMPSS</u></a>	\$29.00	LP	1/4-20	Stainless	2
<a href="#"><u>SCE-CHCLAMP</u></a>	\$22.00	CHNF	10-24	Chrome	2
<a href="#"><u>SCE-CHCLAMPSS</u></a>	\$26.50	CHNF	10-24	Stainless	2

Designed as replacement clamps for SCE enclosures.

[SCE-LPCLAMP](#)[SCE-CHCLAMPSS](#)

# Enclosure Accessories

## Keys



### Shipping Schedule

Same day

1 - 15 days

Color indicates shipping lead time in business days.

Replacement keys for standard and optional door hardware.

### Keys

Part Number	Price	Description	Qty
<a href="#"><u>SCE-110047</u></a>	\$15.25	5mm Double Bit	1
<a href="#"><u>SCE-101695</u></a>	\$15.25	7mm Square	1
<a href="#"><u>SCE-101697</u></a>	\$15.25	8mm Square	1
<a href="#"><u>SCE-107930</u></a>	\$15.25	7mm Triangular	1
<a href="#"><u>SCE-116398</u></a>	\$15.25	Sanitary 1/4-turn key	1
<a href="#"><u>SCE-K333</u></a>	\$8.75	Standard Key for 1/4-turn	2
<a href="#"><u>SCE-KC101</u></a>	\$8.75	Standard Key for SCE L-Handle	2
<a href="#"><u>SCE-2233X</u></a>	\$15.25	Standard Key for Mini 1/4-turn	1

[SCE-110047](#)[SCE-101695](#)[SCE-101697](#)[SCE-107930](#)[SCE-116398](#)[SCE-K333](#)

# Enclosure Accessories

## Interlocks and Defeaters



### Shipping Schedule


Same day	1 - 15 days
----------	-------------

Color indicates shipping lead time in business days.

### Mechanical Interlock

Part Number	Price	Qty
<b><u>SCE-103758</u></b>	\$153.00	1

Designed for use with two-door enclosures with SCE concealed hinges and with both doors hinged on the left to interlock the master door to the slave door.

**SCE-103758**

### Econoline Mechanical Interlock

Part Number	Price	Description	Qty
<b><u>SCE-104941</u></b>	\$190.00	Interlock for Left Door as Main	1
<b><u>SCE-105604</u></b>	\$190.00	Interlock for Right Door as Main	1

Designed for use with Enviroline two-door enclosures to interlock the master door to the slave door.


Note: For use on enclosures greater than 30" in height with a center channel.

**SCE-104941**

### Mechanical Defeater

Part Number	Price	Description	Qty
<b><u>SCE-MDV</u></b>	\$53.00	Mechanical Defeater	1
<b><u>SCE-MDV400</u></b>	\$58.00	Mechanical Defeater 400 amp	1

Designed to prevent the disconnect from being turned to the on position, until the master door is shut and the handle or latch is in the closed/ latched position. Works with most standard disconnect enclosures with SCE three-point door hardware or 1/4-turn latches.

**SCE-MDV**

# Enclosure Accessories

## Interlocks and Defeaters



### Shipping Schedule

Same day	1 - 15 days
----------	-------------

Color indicates shipping lead time in business days.

### Electrical Interlock

Part Number	Price	Amps	Hz	Volts
<a href="#"><u>SCE-E115I</u></a>	\$192.00	0.2/0.1	50/60	115/230 AC
<a href="#"><u>SCE-E24I</u></a>	\$170.00	0.6	N/A	24 DC
<a href="#"><u>SCE-E460I</u></a>	\$260.00	0.06/0.05	50/60	400/480 AC

Designed to provide a safety lockout on an enclosure when the circuits are energized. UL recognized. Works with SCE hardware.



### Electrical Interlock Defeater

Part Number	Price	Amps	Hz	Volts
<a href="#"><u>SCE-EKDF</u></a>	\$48.00	10	60	120

Designed to provide a key operated momentary contact switch with the contacts normally closed. Turning the key disengages the circuit to the electrical interlock, allowing access to the enclosure. May be used with [SCE-E115I](#) Electrical Interlock.

- 4 amp, 125 vac
- 4 amp, 25 vdc
- 2 amp, 250 vac



# Enclosure Accessories

## Swing-Out Panel Mounting Kits



### Shipping Schedule

Same day	1 - 15 days
----------	-------------

Color indicates shipping lead time in business days.

Designed to allow a standard subpanel to be installed in the front of an enclosure. Kit consists of heavy gauge brackets, hinges, and mounting hardware. Provided with UL Recognized sealing washer to maintain Environmental Rating of the enclosure.



SCE-ELSP

### Swing-Out Panel Mounting Kit for Enviroline Enclosures

Part Number	Price	Enclosure Compatibility
<b><u>SCE-ELSP</u></b>	\$60.00	Enviroline 12in to 16in (H)
<b><u>SCE-ELSP3</u></b>	\$74.00	Enviroline 20in to 60in (H)

Note: Panel not included.

### Standard Swing-Out Panel Mounting Kit

Part Number	Price	Enclosure Compatibility	Material
<b><u>SCE-NADFK</u></b>	\$59.00	NEMA 4 or 12 LP 12 x 12in to 30in (H)	carbon steel
<b><u>SCE-NADFKSS</u></b>	\$211.00	NEMA 4 or 12 LP larger than 12 x 12in	304 stainless steel
<b><u>SCE-NADFK-3</u></b>	\$74.00	NEMA 4 or 12 LP over 30in (H)	carbon steel

Note: Panel not included.




SCE-NADFKSS

### Swing-Out/Dead Front Panel Mounting Kit

Part Number	Price	Item	Description
<b><u>SCE-113282</u></b>	Retired	dead front four hinge kit	(4) hinges, (1) 1/4-turn wing knob latch, brackets and mounting hardware

Note: Panel not included.



SCE-113282

## Dead Front Extension Brackets for Wall-Mount Enclosures

Designed to increase the distance from the door to the dead front panel when additional space behind the door is needed.

### Deadfront Extension Brackets for Wall-Mount

Part Number	Price	Package Quantity	Drawing Link
<b><u>SCE-115259</u></b>	\$45.50	5	<a href="#">PDF</a>



SCE-115259

# Enclosure Accessories

## Barrier Plates and Extenders



### Shipping Schedule

Same day

1 - 15 days

Color indicates shipping lead time in business days.



[SCE-BP6824](#)

Designed to be installed on the back panel of enclosures to provide protection against Arc Flash, the height of the sub-plate, and allowing separation of the high voltage and low voltage within the enclosure. Made of heavy gauge carbon steel and powder coated white. Mounting hardware included

### Barrier Plates

Part Number	Price	For Use With	Drawing Link
<u><a href="#">SCE-BP5612</a></u>	\$289.00	12in (D) with 56in (H) subpanel	<u><a href="#">PDF</a></u>
<u><a href="#">SCE-BP5618</a></u>	\$317.00	18in (D) with 56in (H) subpanel	<u><a href="#">PDF</a></u>
<u><a href="#">SCE-BP5624</a></u>	\$345.00	24in (D) with 56in (H) subpanel	<u><a href="#">PDF</a></u>
<u><a href="#">SCE-BP6018</a></u>	\$318.00	18in (D) with 60in (H) subpanel	<u><a href="#">PDF</a></u>
<u><a href="#">SCE-BP6024</a></u>	\$346.00	24in (D) with 60in (H) subpanel	<u><a href="#">PDF</a></u>
<u><a href="#">SCE-BP6812</a></u>	\$305.00	12in (D) with 68in (H) subpanel	<u><a href="#">PDF</a></u>
<u><a href="#">SCE-BP6818</a></u>	\$326.00	18in (D) with 68in (H) subpanel	<u><a href="#">PDF</a></u>
<u><a href="#">SCE-BP6824</a></u>	\$353.00	24in (D) with 68in (H) subpanel	<u><a href="#">PDF</a></u>
<u><a href="#">SCE-BP7218</a></u>	\$338.00	18in (D) with 72in (H) subpanel	<u><a href="#">PDF</a></u>
<u><a href="#">SCE-BP7224</a></u>	\$368.00	24in (D) with 72in (H) subpanel	<u><a href="#">PDF</a></u>
<u><a href="#">SCE-BP7818</a></u>	\$360.00	18in (D) with 78in (H) subpanel	<u><a href="#">PDF</a></u>
<u><a href="#">SCE-BP7824</a></u>	\$392.00	24in (D) with 78in (H) subpanel	<u><a href="#">PDF</a></u>



[SCE-BPEX18](#)

Designed to be used with the Barrier Plates to extend the barrier, closing up the space between barrier plate and top or bottom of enclosure. Made of heavy gauge carbon steel and powder coated white.

### Barrier Extenders

Part Number	Price	For Use With	Drawing Link
<u><a href="#">SCE-BPEX18</a></u>	\$122.00	18in (D) barrier plates	<u><a href="#">PDF</a></u>
<u><a href="#">SCE-BPEX24</a></u>	\$135.00	24in (D) barrier plates	<u><a href="#">PDF</a></u>

# Enclosure Accessories

## Supports




### Shipping Schedule

Same day

1 - 15 days

Color indicates shipping lead time in business days.



Individual Panel Supports are available for mounting subpanels. Packaged in sets with all mounting hardware included. Made of heavy gauge steel and plated.



### individual Panel Supports

Part Number	Price	Description	Drawing Link
<a href="#"><u>SCE-FSPS4</u></a>	\$74.00	Steel, plated finish. Package of 4. For use with freestanding enclosures. Mounting hardware	<a href="#"><u>PDF</u></a>
<a href="#"><u>SCE-FSPS6</u></a>	\$112.00	Steel, plated finish. Package of 6. For use with freestanding enclosures. Mounting hardware	<a href="#"><u>PDF</u></a>
<a href="#"><u>SCE-FSPS8</u></a>	\$168.00	Steel, plated finish. Package of 8. For use with freestanding enclosures. Mounting hardware	<a href="#"><u>PDF</u></a>

Individual Panel Supports are available for mounting subpanels. Packaged in sets with all mounting hardware included. Made of heavy gauge steel and plated.



### Support Bracket

Part Number	Price	Description	Drawing Link
<a href="#"><u>SCE-SB18</u></a>	\$61.00	Carbon steel, white, powder coat finish. For use with SCE-xxRAxxTH channels. Mounting hardware	<a href="#"><u>PDF</u></a>



# Enclosure Accessories

## Supports



### Shipping Schedule

Same day

1 - 15 days

Color indicates shipping lead time in business days.



SCE-60FSHDPS

Available in pairs to mount panels when heavy equipment is installed on the panels. Panel mounting studs are adjustable so a panel of any height can be mounted. Used in place of individual supports. Mounting hardware furnished with enclosures. Made of heavy gauge steel with white powder coat.

### Heavy Duty Panel Supports

Part Number	Price	Enclosure Height	Support Length	Drawing Link
<a href="#">SCE-60FSHDPS</a>	\$152.00	60in	57.25 [1454]	<a href="#">PDF</a>
<a href="#">SCE-72FSHDPS</a>	\$165.00	72in	69.25 [1759]	<a href="#">PDF</a>
<a href="#">SCE-90FSHDPS</a>	\$181.00	90in	87.25 [2216]	<a href="#">PDF</a>

Note: Dimensions in inches [millimeters].

[SCE-60FSCPS](#)

Designed to be installed in any two-door single access or dual access free-standing enclosure. For installation of panels, swing-out panels, rack mounting angles, and swing-out rack mounting frames. The center panel support can be positioned from front to back in the enclosure. Plated mounting hardware is supplied. Made of heavy gauge steel with white powder coat.

### Center Panel Supports

Part Number	Price	Enclosure Height	Drawing Link
<a href="#">SCE-60FSCPS</a>	\$158.00	60in	<a href="#">PDF</a>
<a href="#">SCE-72FSCPS</a>	\$175.00	72in	<a href="#">PDF</a>
<a href="#">SCE-90FSCPS</a>	\$208.00	90in	<a href="#">PDF</a>

[SCE-72FSCS](#)

Designed to attach to the top and bottom mounting channels of the enclosure. Provides support for full and half panels in any free-standing two-door enclosure. Can be positioned from front to back in the enclosure. Can be used with heavy duty panel supports to use panels of various heights. Mounting hardware is included. Made of heavy gauge steel with white powder coat.

### Center Support

Part Number	Price	Enclosure Height	Drawing Link
<a href="#">SCE-72FSCS</a>	\$175.00	72in	<a href="#">PDF</a>
<a href="#">SCE-90FSCS</a>	\$208.00	90in.	<a href="#">PDF</a>

# Enclosure Accessories

## Swing-Out Rack-Mounting Frames




Your Enclosure Source®

### Shipping Schedule

Same day

1 - 15 days

Color indicates shipping lead time in business days.



SCE-7230SOF19

Designed for 19in. rack-mounted equipment. The frame pivots within the enclosure for access to the back of the mounted equipment. A nylon bearing allows easy movement. Quick-release latches hold the frame closed. One clip nut package (SCE-CN1032) is included. Made of heavy gauge steel with white powder coat.

### Swing-Out Rack Mounting Frames

Part Number	Price	For Use With	Drawing Link
<a href="#">SCE-7230SOF19</a>	\$518.00	72x30in	<a href="#">PDF</a>
<a href="#">SCE-7236SOF19</a>	\$558.00	72x36in	<a href="#">PDF</a>
<a href="#">SCE-9036SOF19</a>	\$587.00	90x36in	<a href="#">PDF</a>

## Rack Filler Panel

### Rack Filler Panel

Part Number	Price	Size HxW	Drawing Link
<a href="#">SCE-19-1U</a>	\$12.50	1.75 x 19.00	<a href="#">PDF</a>
<a href="#">SCE-19-2U</a>	\$20.50	3.50 x 19.00	<a href="#">PDF</a>
<a href="#">SCE-19-3U</a>	\$29.00	5.25 x 19.00	<a href="#">PDF</a>

Note: Dimensions in inches.

Made of heavy gauge steel with black textured powder coat finish.



[SCE-19-1U](#)

# Enclosure Accessories

## Rack Mounting



Your Enclosure Source®

### Shipping Schedule

Same day

1 - 15 days


Color indicates shipping lead time in business days.

### Rack Mounting Channel

Part Number	Price	Angle Length	Enclosure HxW	Rack Width	Drawing Link
<a href="#">SCE-60RA19TH</a>	\$152.00	49.00	60x24	19	<a href="#">PDF</a>
<a href="#">SCE-72RA19TH</a>	\$152.00	61.25	72x24	19	<a href="#">PDF</a>
<a href="#">SCE-72RA24TH</a>	\$152.00	61.25	72x24	24	<a href="#">PDF</a>
<a href="#">SCE-90RA19TH</a>	\$165.00	78.75	90x24	19	<a href="#">PDF</a>

Note: Dimensions in inches.

Designed for mounting 19 inch and 24 inch rack mount equipment. Available in pairs of full-length channels with mounting holes. Use clip nut package (CN1032) to provide tapped holes. Mounting hardware is supplied. Made of heavy gauge steel with white powder coat.


[SCE-60RA19TH](#)

### Rack Mounting Angle

Part Number	Price	Angle Length	Enclosure HxW	Rack Width	Drawing Link
<a href="#">SCE-60RP24F5</a>	\$142.00	49.00	60x24	19	<a href="#">PDF</a>
<a href="#">SCE-72RP24F5</a>	\$165.00	61.25	72x24	19	<a href="#">PDF</a>
<a href="#">SCE-72RP30F5</a>	\$165.00	61.25	72x30	24	<a href="#">PDF</a>
<a href="#">SCE-90RP24F5</a>	\$221.00	78.75	90x24	19	<a href="#">PDF</a>
<a href="#">SCE-60RP24F6</a>	\$82.00	26.25	60x24	19	<a href="#">PDF</a>
<a href="#">SCE-72RP24F6</a>	\$102.00	31.50	72x24	19	<a href="#">PDF</a>
<a href="#">SCE-72RP30F6</a>	\$102.00	31.50	72x30	24	<a href="#">PDF</a>
<a href="#">SCE-90RP24F6</a>	\$125.00	40.25	90x24	16	<a href="#">PDF</a>

Note: Dimensions in inches.

Designed for mounting 19 inch and 24 inch rack mount equipment. Available in pairs of full-length angles with mounting holes. Use clip nut package (CN1032) to provide tapped holes. Mounting hardware is supplied. Made of heavy gauge steel with white powder coat.

[SCE-60RP24F5](#)

# Enclosure Accessories

## Rack Mounting



### Shipping Schedule

Same day

1 - 15 days

Color indicates shipping lead time in business days.

### Rack Mounting Channel

Part Number	Price	Height	Drawing Link
<a href="#"><u>SCE-60RA19WS</u></a>	\$164.00	19.25 [489]	<a href="#"><u>PDF</u></a>
<a href="#"><u>SCE-60RA24WS</u></a>	\$171.00	28.0 [711]	<a href="#"><u>PDF</u></a>

Note: Dimensions in inches [millimeters].

Designed for mounting 19in rack mount equipment. Order clip nut package ([SCE-CN1032](#)) to provide tapped holes. Powder coated white. Two per kit.

[SCE-60RA19WS](#)

### Rack Mounting Angle

Part Number	Price	Height	Drawing Link
<a href="#"><u>SCE-60RP19WS</u></a>	\$80.00	19.25 [489]	<a href="#"><u>PDF</u></a>

Note: Dimensions in inches [millimeters].

Designed for mounting 19in rack mount equipment. Order clip nut package ([SCE-CN1032](#)) to provide tapped holes. Powder coated white. Two per kit.



# Enclosure Accessories

## Media Storage Pockets



### Shipping Schedule

Same day	1 - 15 days
----------	-------------


Color indicates shipping lead time in business days.

Designed to keep prints clean and easy to access. Exterior print pockets have a hinged cover with cable stops to hold the door at 90 degrees open position and black 1/4-turn latches. Made of steel and powder coated RAL 7035 gray. UL Recognized sealing washer maintains environmental rating of the enclosure to attach flanges to the enclosure

### Exterior Print Pocket

Part Number	Price	Size HxWxD	Drawing Link
<a href="#"><u>SCE-13ELJEXPP</u></a>	\$202.00	13.00 x 19.00 x 2.50 [330 x 483 x 64]	<a href="#"><u>PDF</u></a>
<a href="#"><u>SCE-19ELJEXPP</u></a>	\$202.00	19.00 x 13.00 x 2.50 [483 x 330 x 64]	<a href="#"><u>PDF</u></a>

Note: Dimensions in inches [millimeters].

[SCE-13ELJEXPP](#)

### Interior Print Pocket

Part Number	Price	Size HxWxD	Description	Drawing Link
<a href="#"><u>SCE-PP7701</u></a>	\$29.50	8.00 x 6.50 x 1.00 [203 x 165 x 25]	Small standard print pocket white polypropylene	<a href="#"><u>PDF</u></a>
<a href="#"><u>SCE-PP101201</u></a>	\$33.00	10.00 x 11.50 x 1.00 [254 x 292 x 25]	Large standard print pocket white polypropylene material	<a href="#"><u>PDF</u></a>
<a href="#"><u>SCE-PP101203</u></a>	\$36.50	10.00 x 11.50 x 3.00 [254 x 292 x 76]	Extra deep print pocket heavy gauge steel powder coated white	<a href="#"><u>PDF</u></a>
<a href="#"><u>SCE-PP1212</u></a>	\$50.00	12.00 x 11.70 x 1.60 [305 x 297 x 41]	Print pocket for 11 x 14 binder cover heavy gauge steel powder coated white	<a href="#"><u>PDF</u></a>

Note: Dimensions in inches [millimeters].

[SCE-PP7701](#)

# Enclosure Accessories

## Fasteners



### Shipping Schedule

Same day	1 - 15 days
----------	-------------

Color indicates shipping lead time in business days.

### Channel Nuts

Part Number	Price	Size	Qty
<a href="#"><u>SCE-PS3816CN</u></a>	\$56.00	3/8 - 16	20
<a href="#"><u>SCE-PS1420CN</u></a>	\$56.00	1/4-20	20
<a href="#"><u>SCE-PS1032CN</u></a>	\$48.00	#10-32	20

Designed for use in free-standing enclosures to allow mounting of additional equipment.



[SCE-PS3816CN](#)

### Clamp Nuts

Part Number	Price	Qty
<a href="#"><u>SCE-CN1032</u></a>	\$43.00	20

Clamping nuts with a #10-32 retained nut will fit all rack mounting angles and rack mounting frames, to provide tapped holes. Nuts are zinc plated.



### Captive Screws

Part Number	Price	Qty
<a href="#"><u>SCE-102534</u></a>	\$25.50	12
<a href="#"><u>SCE-SCP</u></a>	\$54.00	4



[SCE-102534](#)

#10-32 x 5/8in captive screw for use on screw cover enclosures. Stainless steel with nylon retainer.



[SCE-SCP](#)

#10-32 UNF x 1.250in, for use on sanitary screw cover enclosures, flanged hex head, 316 stainless steel. Silicone retainer and blue silicone O-ring included.

### Steel Washers

Part Number	Price	Description
<a href="#"><u>SCE-BSW19SS</u></a>	\$27.00	Carbon steel/neoprene. Package of 50. For use with #10-32 UNF.
<a href="#"><u>SCE-BSW25SS</u></a>	\$29.00	Carbon steel/neoprene. Package of 50. For use with 1/4-20 UNC.
<a href="#"><u>SCE-BSW31SS</u></a>	\$29.50	Carbon steel/neoprene. Package of 50. For use with 5/16-18 UNC.
<a href="#"><u>SCE-BSW38SS</u></a>	\$40.00	Carbon steel/neoprene. Package of 50. For use with 3/8-16 UNC.

Designed for use on the flat surface of environmentally rated enclosures to maintain the rating of type 2, 3, 3R, 3S, 4, 4X & 12 when holes for fastener must be provided for the installation of mounting brackets, drip shields and other accessories on the inside or outside of the enclosure body or doors.



[SCE-BSW19SS](#)

# Enclosure Accessories

## Fasteners

Standard fastener packs for wall mounting, subpanels, and grounding for standard Saginaw enclosures.



[SCE-102018](#)



[SCE-102023](#)



[SCE-102225](#)



[SCE-102302](#)



[SCE-102022](#)



[SCE-121454](#)



[SCE-102300](#)



[SCE-102298](#)



[SCE-123581](#)

### Shipping Schedule

Same day

1 - 15 days

Color indicates shipping lead time in business days.

### Fastener Sets

Part Number	Price	Item	Description
<a href="#"><u>SCE-102018</u></a>	\$13.00	floor stand bolt	U speed nut package of 8
<a href="#"><u>SCE-114318</u></a>	\$3.25	ground screw	0.625in, hex head. For use with 1/4-20 subpanel mounts. Hex nut, kep nut, flat washer, lock washer and grounding label
<a href="#"><u>SCE-101966</u></a>	\$3.25	ground screw	0.625in, hex head. For use with #10-32 subpanel mounts. Hex nut, kep nut, flat washer, lock washer and grounding label
<a href="#"><u>SCE-102297</u></a>	\$3.25	ground screw	nuts, washer, and grounding label
<a href="#"><u>SCE-102023</u></a>	\$21.00	side mount panel bolt	channel nut package of 6
<a href="#"><u>SCE-102022</u></a>	\$49.00	standard defeater hook bolt pack	Pack, carbon steel, zinc plated finish.
<a href="#"><u>SCE-102225</u></a>	\$3.25	subpanel bolt	washer package of 8
<a href="#"><u>SCE-102302</u></a>	\$3.25	subpanel bolt	# 10-32 UNF x 0.375in, Phillips round head, carbon steel. Package of 4.
<a href="#"><u>SCE-102298</u></a>	\$6.50	serrated flange hex nut	UNC, hex head, carbon steel. Package of 1. Nuts, washer, and grounding label included.
<a href="#"><u>SCE-102300</u></a>	\$11.50	serrated flange hex nut	3/8-16 UNC, carbon steel. Package of 8
<a href="#"><u>SCE-101974</u></a>	\$6.75	subpanel bolt	3/8-16 UNC x 0.75in, serrated flange hex head, carbon steel. Package of 4. Sealing washer and hole plug
<a href="#"><u>SCE-102686</u></a>	\$6.50	sealing washer	1/4in ABS hole plug package of 4
<a href="#"><u>SCE-120706</u></a>	\$6.50	ELJ hardware assortment	For use with Enviroline Junction enclosures. Mounting feet, hole plugs, screws, nuts, washers, and labels included.
<a href="#"><u>SCE-121454</u></a>	\$6.50	wall-mount master bolt pack	Head, carbon steel, zinc plated finish. (1) 1/4-20 x 3/4in ground screw, nuts, washers and grounding label
<a href="#"><u>SCE-122191</u></a>	\$10.50	wall-mount master bolt pack	carbon steel, zinc plated finish. Package of 1. Nuts, washers, hole plugs and grounding label included.
<a href="#"><u>SCE-123581</u></a>	\$5.25	NEMA 1 master bolt pack	Multiple screws, nuts, washers and grounding label included.



# Enclosure Accessories

## Touch-Up Paint



### Shipping Schedule

Same day	1 - 15 days
----------	-------------

Color indicates shipping lead time in business days.

### Touch-Up Paint

Part Number	Price	Color	Size
<a href="#"><u>SCE-TU05</u></a>	\$60.00	White.	12 ounce spray
<a href="#"><u>SCE-TU09</u></a>	\$60.00	ANSI 61 gray.	12 ounce spray
<a href="#"><u>SCE-TURAL7035</u></a>	\$60.00	RAL 7035 light gray.	12 ounce spray
<a href="#"><u>SCE-PEN05</u></a>	\$13.75	White.	0.3 ounce pen
<a href="#"><u>SCE-PEN09</u></a>	\$13.75	ANSI 61 gray.	0.3 ounce pen
<a href="#"><u>SCE-PEN7035</u></a>	\$13.75	RAL 7035 light gray.	0.3 ounce pen


Available as touch-up spray, or as a touch-up pen for small scuffs and scratches.

[SCE-TURAL7035](#)[SCE-TURAL7035](#)

## Gasket Roll

### Gasket Roll

Part Number	Price	Description
<a href="#"><u>SCE-GA18X50</u></a>	\$28.00	Self-adhesive, closed-cell urethane, 1/8in thick x 1/2in wide x 50ft long roll. For use with NEMA 4/4X enclosures.
<a href="#"><u>SCE-GA14X75</u></a>	\$38.00	Self-adhesive, closed-cell urethane, 1/4in thick x 3/4in wide x 50ft long roll. For use with NEMA 4/4X enclosures.
<a href="#"><u>SCE-GA14X1</u></a>	\$39.50	Self-adhesive, closed-cell urethane, 1/4in thick x 1in wide x 40ft long roll. For use with NEMA 4/4X enclosures.
<a href="#"><u>SCE-EMIG</u></a>	\$158.00	Self-adhesive, closed-cell urethane wrapped in nickel-plated copper fabric, 1/4in thick x 1in wide x 7ft long roll. For use with NEMA 4/4X enclosures.
<a href="#"><u>SCE-GASS08</u></a>	\$72.00	Silicone, 8ft long roll. For use with SCE-xxKxxxxSSST and SCE-xxKJxxxxSSST sanitary enclosures.
<a href="#"><u>SCE-GASS16</u></a>	\$117.00	Silicone, 16ft long roll. For use with SCE-xxKxxxxSSST and SCE-xxKJxxxxSSST sanitary enclosures.

[SCE-GA14X1](#)[SCE-EMIG](#)[SCE-GASS08](#)

## Channel Gasket

### Center Channel Gasket

Part Number	Price	Description
<a href="#"><u>SCE-127617</u></a>	\$6.00	For use with standard 3.5in center channels on double-door enclosures.





# Enclosure Accessories

## Door Stops



### Shipping Schedule

Same day

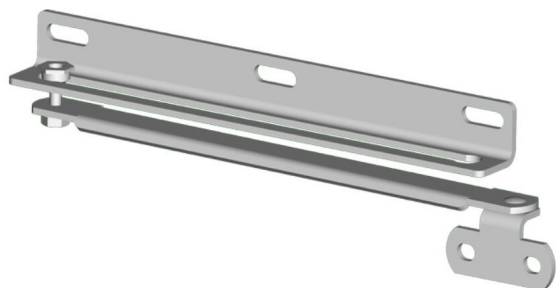
1 - 15 days

Color indicates shipping lead time in business days.

### Door Stop

Part Number	Price	Finish
<a href="#"><u>SCE-DSTOPK</u></a>	\$89.00	Zinc Plated

For use on most SCE Type 4, 4x and 12 enclosures to lock door in the open position. Door opening must be at least 12 inches and must open horizontally. Designed to be installed at the bottom of the door opening.



### Cable Door Stop

Part Number	Price	For Use With	Drawing Link
<a href="#"><u>SCE-CBL15</u></a>	\$18.25	SCE-8P8C	<a href="#"><u>PDF</u></a>
<a href="#"><u>SCE-CBL20</u></a>	\$19.00	SCE-8P12C	<a href="#"><u>PDF</u></a>

Cable door stops designed for use with Console Enclosures to limit door travel on upward or downward traveling doors.



[SCE-CBL15](#)



[SCE-CBL20](#)

# Enclosure Accessories

## Miscellaneous



### Shipping Schedule

Same day	1 - 15 days
----------	-------------

Color indicates shipping lead time in business days.

### Removable Wire Cover

Part Number	Price	Size HxW	Drawing Link
<a href="#"><u>SCE-14RMW</u></a>	\$264.00	6 x 35 x 14 (HxWxD) [152 x 889 x 356]	<a href="#"><u>PDF</u></a>
<a href="#"><u>SCE-20RMW</u></a>	\$297.00	6 x 35 x 20n (HxWxD) [152 x 889 x 508]	<a href="#"><u>PDF</u></a>

Note: Dimensions in inches [millimeters].

Designed to cover the wires in the bottom of the enclosure. One wire cover required per door. Mounting hardware is included. Made of heavy gauge steel and with white powder coat.



[SCE-14RMW](#)

## Pulls

### Pull Handle

Part Number	Price	Description	Drawing Link
<a href="#"><u>SCE-APH</u></a>	\$29.50	Aluminum	<a href="#"><u>PDF</u></a>

Designed for use as on keyboard drawers, swing-out panels, etc. Mounting hardware is included.



### Finger Pulls

Part Number	Price	Description
<a href="#"><u>SCE-ELFP</u></a>	\$13.25	Black Polyamide

Designed for use as latch for removable wireway.



### Pull Handle

Part Number	Price	Description	Drawing Link
<a href="#"><u>SCE-UHK13</u></a>	\$53.00	Black Polyamide	<a href="#"><u>PDF</u></a>

Designed for use as a handle on enclosures. The handle is a steel tube plastic coated black with black molded polyamide plastic and stays.



# Enclosure Accessories

## Miscellaneous



### Shipping Schedule

Same day

1 - 15 days

Color indicates shipping lead time in business days.

### Caution Label

Part Number	Price	Description
<a href="#"><u>SCE-OCL12</u></a>	\$46.50	12.00 (HxW), vinyl. Package of 5.
<a href="#"><u>SCE-OCL24</u></a>	\$129.00	24.00 (HxW), vinyl. Package of 5.

Note: Dimensions in inches [millimeters].



### Conductive Tape

Part Number	Price	Description
<a href="#"><u>SCE-SLT</u></a>	\$191.00	50ft, copper foil.



### Lockbox

Part Number	Price	Size	Drawing Link
<a href="#"><u>SCE-KLB</u></a>	\$260.00	9.38 x 3.25 x 1.88 [238 x 83 x 48]	<a href="#"><u>PDF</u></a>

The keylock box is used to hold and secure a common key for a given set of equipment. This key is secured in the keylock box allowing up to 6 locks for security to access. Large viewing window in the cover provides clear visibility of the key inside. Large key tag with key ring included with the keylock box. Lockbox is powder coated RAL 7035 gray inside and out.



# Enclosure Subpanels

## Carbon Steel



Your Enclosure Source®

### Shipping Schedule

Same day

1 - 15 days

Color indicates shipping lead time in business days.

Subpanels are constructed from carbon steel and powder coated white. Size determines steel thickness.



### Carbon Steel Subpanels

Part Number	Price	Size HxW	Fits Enclosures	Drawing Link
<a href="#">SCE-6P4</a>	\$4.25	5.00 x 3.00 [127 x 76]	6 x 4 [152 x 102]	<a href="#">PDF</a>
<a href="#">SCE-6P6</a>	\$5.00	5.00 x 5.00 [127 x 127]	6 x 6 [152 x 152]	<a href="#">PDF</a>
<a href="#">SCE-8P6</a>	\$5.75	7.00 x 5.00 [178 x 127]	8 x 6 [203 x 152]	<a href="#">PDF</a>
<a href="#">SCE-8P8</a>	\$6.75	7.00 x 7.00 [178 x 178]	8 x 8 [203 x 203]	<a href="#">PDF</a>
<a href="#">SCE-10P6</a>	\$6.75	9.00 x 5.00 [229 x 127]	10 x 6 [254 x 152]	<a href="#">PDF</a>
<a href="#">SCE-10P8</a>	\$8.00	9.00 x 7.00 [229 x 178]	10 x 8 [254 x 203]	<a href="#">PDF</a>
<a href="#">SCE-10P10</a>	\$9.25	9.00 x 9.00 [229 x 229]	10 x 10 [254 x 254]	<a href="#">PDF</a>
<a href="#">SCE-12DLP12</a>	\$19.00	9.00 x 9.00 [229 x 229]	12 x 12 [305 x 305]	<a href="#">PDF</a>
<a href="#">SCE-12P24</a>	\$38.50	9.00 x 21.00 [229 x 533]	12 x 24 [305 x 610]	<a href="#">PDF</a>
<a href="#">SCE-12P6</a>	\$7.50	11.00 x 5.00 [279 x 127]	12 x 6 [305 x 152]	<a href="#">PDF</a>
<a href="#">SCE-12P10</a>	\$10.75	11.00 x 9.00 [279 x 229]	12 x 10 [305 x 254]	<a href="#">PDF</a>
<a href="#">SCE-12P12</a>	\$12.50	11.00 x 11.00 [279 x 279]	12 x 12 [305 x 305]	<a href="#">PDF</a>
<a href="#">SCE-14P6</a>	\$8.25	13.00 x 5.00 [330 x 127]	14 x 6 [356 x 152]	<a href="#">PDF</a>
<a href="#">SCE-14P8</a>	\$10.25	13.00 x 7.00 [330 x 178]	14 x 8 [356 x 203]	<a href="#">PDF</a>
<a href="#">SCE-16P12</a>	\$20.50	13.00 x 9.00 [330 x 229]	16 x 12 [406 x 305]	<a href="#">PDF</a>
<a href="#">SCE-14P12</a>	\$14.00	13.00 x 11.00 [330 x 279]	14 x 12 [356 x 305]	<a href="#">PDF</a>
<a href="#">SCE-16DLP14</a>	\$24.50	13.00 x 11.00 [330 x 279]	16 x 14 [406 x 356]	<a href="#">PDF</a>
<a href="#">SCE-16P16</a>	\$34.00	13.00 x 13.00 [330 x 330]	16 x 16 [406 x 406]	<a href="#">PDF</a>
<a href="#">SCE-16P10</a>	\$13.75	15.00 x 9.00 [381 x 229]	16 x 10 [406 x 254]	<a href="#">PDF</a>
<a href="#">SCE-16P14</a>	\$27.50	15.00 x 13.00 [381 x 330]	16 x 14 [406 x 356]	<a href="#">PDF</a>
<a href="#">SCE-20P12</a>	\$32.00	17.00 x 9.00 [432 x 229]	20 x 12 [508 x 305]	<a href="#">PDF</a>
<a href="#">SCE-20P16</a>	\$42.00	17.00 x 13.00 [432 x 330]	20 x 16 [508 x 406]	<a href="#">PDF</a>

Note: Dimensions in inches [millimeters].

Table continued on next page

# Enclosure Subpanels

## Carbon Steel (cont.)



Your Enclosure Source®

### Shipping Schedule

Same day

1 - 15 days

Color indicates shipping lead time in business days.

Table continued from previous page.

Carbon Steel Subpanels				
Part Number	Price	Size HxW	Fits Enclosures	Drawing Link
<a href="#">SCE-20P20</a>	\$49.00	17.00 x 17.00 [432 x 432]	20 x 20 [508 x 508]	<a href="#">PDF</a>
<a href="#">SCE-20P16J</a>	\$42.00	19.00 x 15.00 [483 x 381]	20 x 16 [508 x 406]	<a href="#">PDF</a>
<a href="#">SCE-20P20J</a>	\$49.00	19.00 x 19.00 [483 x 483]	20 x 20 [508 x 508]	<a href="#">PDF</a>
<a href="#">SCE-24P16</a>	\$45.50	21.00 x 13.00 [533 x 330]	24 x 16 [610 x 406]	<a href="#">PDF</a>
<a href="#">SCE-24P20</a>	\$63.00	21.00 x 17.00 [533 x 432]	24 x 20 [610 x 508]	<a href="#">PDF</a>
<a href="#">SCE-24P24</a>	\$74.00	21.00 x 21.00 [533 x 533]	24 x 24 [610 x 610]	<a href="#">PDF</a>
<a href="#">SCE-30P16</a>	\$63.00	27.00 x 13.00 [686 x 330]	30 x 16 [762 x 406]	<a href="#">PDF</a>
<a href="#">SCE-30P20</a>	\$77.00	27.00 x 17.00 [686 x 432]	30 x 20 [762 x 508]	<a href="#">PDF</a>
<a href="#">SCE-30P24</a>	\$88.00	27.00 x 21.00 [686 x 533]	30 x 24 [762 x 610]	<a href="#">PDF</a>
<a href="#">SCE-30P30</a>	\$116.00	27.00 x 27.00 [686 x 686]	30 x 30 [762 x 762]	<a href="#">PDF</a>
<a href="#">SCE-36P52</a>	\$224.00	32.00 x 48.00 [813 x 1219]	36 x 52 [914 x 1321]	<a href="#">PDF</a>
<a href="#">SCE-36P16</a>	\$74.00	33.00 x 13.00 [838 x 330]	36 x 16 [914 x 406]	<a href="#">PDF</a>
<a href="#">SCE-36P24</a>	\$105.00	33.00 x 21.00 [838 x 533]	36 x 24 [914 x 610]	<a href="#">PDF</a>
<a href="#">SCE-36P30</a>	\$141.00	33.00 x 27.00 [838 x 686]	36 x 30 [914 x 762]	<a href="#">PDF</a>
<a href="#">SCE-36P36</a>	\$165.00	33.00 x 33.00 [838 x 838]	36 x 36 [914 x 914]	<a href="#">PDF</a>
<a href="#">SCE-40P24</a>	\$119.00	37.00 x 21.00 [940 x 533]	40 x 24 [1016 x 610]	<a href="#">PDF</a>
<a href="#">SCE-42P52</a>	\$291.00	38.00 x 48.00 [965 x 1219]	42 x 52 [1067 x 1321]	<a href="#">PDF</a>
<a href="#">SCE-42P24</a>	\$127.00	39.00 x 21.00 [991 x 533]	42 x 24 [1067 x 610]	<a href="#">PDF</a>
<a href="#">SCE-42P30</a>	\$162.00	39.00 x 27.00 [991 x 686]	42 x 30 [1067 x 762]	<a href="#">PDF</a>
<a href="#">SCE-42P36</a>	\$190.00	39.00 x 33.00 [991 x 838]	42 x 36 [1067 x 914]	<a href="#">PDF</a>
<a href="#">SCE-42P42</a>	\$218.00	39.00 x 39.00 [991 x 991]	42 x 42 [1067 x 1067]	<a href="#">PDF</a>
<a href="#">SCE-48P37</a>	\$206.00	44.00 x 34.00 [1118 x 864]	48 x 37 [1219 x 940]	<a href="#">PDF</a>
<a href="#">SCE-48P48</a>	\$295.00	44.00 x 44.00 [1118 x 1118]	48 x 48 [1219 x 1219]	<a href="#">PDF</a>
<a href="#">SCE-48P76</a>	\$488.00	44.00 x 72.00 [1118 x 1829]	48 x 76 [1219 x 1930]	<a href="#">PDF</a>
<a href="#">SCE-48P24</a>	\$137.00	45.00 x 21.00 [1143 x 533]	48 x 24 [1219 x 610]	<a href="#">PDF</a>
<a href="#">SCE-48P30</a>	\$179.00	45.00 x 27.00 [1143 x 686]	48 x 30 [1219 x 762]	<a href="#">PDF</a>
<a href="#">SCE-48P36</a>	\$214.00	45.00 x 33.00 [1143 x 838]	48 x 36 [1219 x 914]	<a href="#">PDF</a>
<a href="#">SCE-48P42</a>	\$246.00	45.00 x 39.00 [1143 x 991]	48 x 42 [1219 x 1067]	<a href="#">PDF</a>
<a href="#">SCE-60BFP42</a>	\$320.00	56.00 x 38.00 [1422 x 965]	60 x 42 [1524 x 1067]	<a href="#">PDF</a>
<a href="#">SCE-60P48</a>	\$373.00	56.00 x 44.00 [1422 x 1118]	60 x 48 [1524 x 1219]	<a href="#">PDF</a>
<a href="#">SCE-60P60</a>	\$460.00	56.00 x 56.00 [1422 x 1422]	60 x 60 [1524 x 1524]	<a href="#">PDF</a>
<a href="#">SCE-60P76</a>	\$571.00	56.00 x 72.00 [1422 x 1829]	60 x 76 [1524 x 1930]	<a href="#">PDF</a>
<a href="#">SCE-60PC36</a>	\$252.00	55.63 x 33.00 [1413 x 838]	60 x 36 [1524 x 914]	<a href="#">PDF</a>
<a href="#">SCE-60P24</a>	\$179.00	57.00 x 21.00 [1448 x 533]	60 x 24 [1524 x 610]	<a href="#">PDF</a>
<a href="#">SCE-60P30</a>	\$221.00	57.00 x 27.00 [1448 x 686]	60 x 30 [1524 x 762]	<a href="#">PDF</a>
<a href="#">SCE-60P36</a>	\$264.00	57.00 x 33.00 [1448 x 838]	60 x 36 [1524 x 914]	<a href="#">PDF</a>
<a href="#">SCE-64P25</a>	\$221.00	60.00 x 21.75 [1524 x 552]	64 x 25 [1626 x 635]	<a href="#">PDF</a>
<a href="#">SCE-64P31</a>	\$232.00	60.00 x 27.75 [1524 x 705]	64 x 31 [1626 x 787]	<a href="#">PDF</a>
<a href="#">SCE-64P37</a>	\$253.00	60.00 x 33.75 [1524 x 857]	64 x 37 [1626 x 940]	<a href="#">PDF</a>
<a href="#">SCE-64P52</a>	\$464.00	60.00 x 48.00 [1524 x 1219]	64 x 52 [1626 x 1321]	<a href="#">PDF</a>
<a href="#">SCE-64P64</a>	\$503.00	60.00 x 60.00 [1524 x 1524]	64 x 64 [1626 x 1626]	<a href="#">PDF</a>

Note: Dimensions in inches [millimeters].

Table continued on next page

# Enclosure Subpanels

## Carbon Steel (cont.)



Your Enclosure Source®

### Shipping Schedule

Same day

1 - 15 days

Color indicates shipping lead time in business days.

Table continued from previous page.

Carbon Steel Subpanels				
Part Number	Price	Size HxW	Fits Enclosures	Drawing Link
<a href="#"><u>SCE-64P76</u></a>	\$590.00	60.00 x 72.00 [1524 x 1829]	64 x 76 [1626 x 1930]	<a href="#"><u>PDF</u></a>
<a href="#"><u>SCE-72P60</u></a>	\$548.00	68.00 x 56.00 [1727 x 1422]	72 x 60 [1829 x 1524]	<a href="#"><u>PDF</u></a>
<a href="#"><u>SCE-72P72</u></a>	\$654.00	68.00 x 68.00 [1727 x 1727]	72 x 72 [1829 x 1829]	<a href="#"><u>PDF</u></a>
<a href="#"><u>SCE-72P30</u></a>	\$292.00	69.00 x 27.00 [1753 x 686]	72 x 30 [1829 x 762]	<a href="#"><u>PDF</u></a>
<a href="#"><u>SCE-72P36</u></a>	\$313.00	69.00 x 33.00 [1753 x 838]	72 x 36 [1829 x 914]	<a href="#"><u>PDF</u></a>
<a href="#"><u>SCE-76P37</u></a>	\$348.00	72.00 x 33.75 [1829 x 857]	76 x 37 [1930 x 940]	<a href="#"><u>PDF</u></a>
<a href="#"><u>SCE-76P76</u></a>	\$692.00	72.00 x 72.00 [1829 x 1829]	76 x 76 [1930 x 1930]	<a href="#"><u>PDF</u></a>
<a href="#"><u>SCE-82P37</u></a>	\$387.00	78.00 x 33.75 [1981 x 857]	82 x 37 [2083 x 940]	<a href="#"><u>PDF</u></a>
<a href="#"><u>SCE-82P76</u></a>	\$696.00	78.00 x 72.00 [1981 x 1829]	82 x 76 [2083 x 1930]	<a href="#"><u>PDF</u></a>
Note: Dimensions in inches [millimeters].				

# Enclosure Subpanels

## Galvanized Steel



Subpanels are constructed from galvanized or galvanized steel for direct bonding of electrical components. Size determines steel thickness.

- Flat Subpanels are 0.075in. Galvanized
- Bent Subpanels are 0.125in. Galvanized



### Shipping Schedule

Same day	1 - 15 days
----------	-------------

Color indicates shipping lead time in business days.

### Galvanized Subpanels

Part Number	Price	Size HxW	Fits Enclosure Size HxW	Finish	Drawing Link
<a href="#">SCE-6P4GALV</a>	\$4.00	5.00 x 3.00 [127 x 76]	6 x 4 [152 x 102]		<a href="#">PDF</a>
<a href="#">SCE-6P6GALV</a>	\$4.75	5.00 x 5.00 [127 x 127]	6 x 6 [152 x 152]		<a href="#">PDF</a>
<a href="#">SCE-8P6GALV</a>	\$5.50	7.00 x 5.00 [178 x 127]	8 x 6 [203 x 152]		<a href="#">PDF</a>
<a href="#">SCE-8P8GALV</a>	\$6.50	7.00 x 7.00 [178 x 178]	8 x 8 [203 x 203]		<a href="#">PDF</a>
<a href="#">SCE-10P8GALV</a>	\$7.50	9.00 x 7.00 [229 x 178]	10 x 8 [254 x 203]		<a href="#">PDF</a>
<a href="#">SCE-10P10GALV</a>	\$9.00	9.00 x 9.00 [229 x 229]	10 x 10 [254 x 254]		<a href="#">PDF</a>
<a href="#">SCE-12P6GALV</a>	\$7.25	11.00 x 5.00 [279 x 127]	12 x 6 [305 x 152]		<a href="#">PDF</a>
<a href="#">SCE-12P10GALV</a>	\$10.25	11.00 x 9.00 [279 x 229]	12 x 10 [305 x 254]		<a href="#">PDF</a>
<a href="#">SCE-12DLP12GALV</a>	\$19.00	9.00 x 9.00 [229 x 229]	12 x 12 [305 x 305]		<a href="#">PDF</a>
<a href="#">SCE-12P12GALV</a>	\$12.00	11.00 x 11.00 [279 x 279]	12 x 12 [305 x 305]		<a href="#">PDF</a>
<a href="#">SCE-12P24GALV</a>	\$38.50	9.00 x 21.00 [229 x 533]	12 x 24 [305 x 610]		<a href="#">PDF</a>
<a href="#">SCE-14P8GALV</a>	\$9.75	13.00 x 7.00 [330 x 178]	14 x 8 [356 x 203]		<a href="#">PDF</a>
<a href="#">SCE-14P12GALV</a>	\$13.50	13.00 x 11.00 [330 x 279]	14 x 12 [356 x 305]		<a href="#">PDF</a>
<a href="#">SCE-16P10GALV</a>	\$13.25	15.00 x 9.00 [381 x 229]	16 x 10 [406 x 254]		<a href="#">PDF</a>
<a href="#">SCE-16P12GALV</a>	\$20.50	13.00 x 9.00 [330 x 229]	16 x 12 [406 x 305]		<a href="#">PDF</a>
<a href="#">SCE-16DLP14GALV</a>	\$24.50	13.00 x 11.00 [330 x 279]	16 x 14 [406 x 356]		<a href="#">PDF</a>

Note: Dimensions in inches [millimeters].

Table continued on next page



# Enclosure Subpanels

## Galvanized Steel



### Shipping Schedule

Same day

1 - 15 days

Color indicates shipping lead time in business days.

Table continued from previous page.

Galvanized Subpanels					
Part Number	Price	Size HxW	Fits Enclosure Size HxW	Finish	Drawing Link
<a href="#">SCE-16P14GALV</a>	\$26.50	15.00 x 13.00 [381 x 330]	16 x 14 [406 x 356]		<a href="#">PDF</a>
<a href="#">SCE-16P16GALV</a>	\$34.00	13.00 x 13.00 [330 x 330]	16 x 16 [406 x 406]		<a href="#">PDF</a>
<a href="#">SCE-20P12GALV</a>	\$32.00	17.00 x 9.00 [432 x 229]	20 x 12 [508 x 305]		<a href="#">PDF</a>
<a href="#">SCE-20P16GALV</a>	\$42.00	17.00 x 13.00 [432 x 330]	20 x 16 [508 x 406]		<a href="#">PDF</a>
<a href="#">SCE-20P16JGALV</a>	\$40.50	19.00 x 15.00 [483 x 381]	20 x 16 [508 x 406]		<a href="#">PDF</a>
<a href="#">SCE-20P20GALV</a>	\$49.00	17.00 x 17.00 [432 x 432]	20 x 20 [508 x 508]		<a href="#">PDF</a>
<a href="#">SCE-24P16GALV</a>	\$45.50	21.00 x 13.00 [533 x 330]	24 x 16 [610 x 406]		<a href="#">PDF</a>
<a href="#">SCE-24P20GALV</a>	\$66.00	21.00 x 17.00 [533 x 432]	24 x 20 [610 x 508]		<a href="#">PDF</a>
<a href="#">SCE-24P24GALV</a>	\$78.00	21.00 x 21.00 [533 x 533]	24 x 24 [610 x 610]		<a href="#">PDF</a>
<a href="#">SCE-30P16GALV</a>	\$66.00	27.00 x 13.00 [686 x 330]	30 x 16 [762 x 406]		<a href="#">PDF</a>
<a href="#">SCE-30P20GALV</a>	\$81.00	27.00 x 17.00 [686 x 432]	30 x 20 [762 x 508]		<a href="#">PDF</a>
<a href="#">SCE-30P24GALV</a>	\$92.00	27.00 x 21.00 [686 x 533]	30 x 24 [762 x 610]		<a href="#">PDF</a>
<a href="#">SCE-30P30GALV</a>	\$122.00	27.00 x 27.00 [686 x 686]	30 x 30 [762 x 762]		<a href="#">PDF</a>
<a href="#">SCE-36P16GALV</a>	\$78.00	33.00 x 13.00 [838 x 330]	36 x 16 [914 x 406]		<a href="#">PDF</a>
<a href="#">SCE-36P24GALV</a>	\$111.00	33.00 x 21.00 [838 x 533]	36 x 24 [914 x 610]		<a href="#">PDF</a>
<a href="#">SCE-36P30GALV</a>	\$155.00	33.00 x 27.00 [838 x 686]	36 x 30 [914 x 762]		<a href="#">PDF</a>
<a href="#">SCE-36P36GALV</a>	\$182.00	33.00 x 33.00 [838 x 838]	36 x 36 [914 x 914]		<a href="#">PDF</a>
<a href="#">SCE-40P24GALV</a>	\$131.00	37.00 x 21.00 [940 x 533]	40 x 24 [1016 x 610]		<a href="#">PDF</a>
<a href="#">SCE-42P24GALV</a>	\$139.00	39.00 x 21.00 [991 x 533]	42 x 24 [1067 x 610]		<a href="#">PDF</a>
<a href="#">SCE-42P30GALV</a>	\$178.00	39.00 x 27.00 [991 x 686]	42 x 30 [1067 x 762]		<a href="#">PDF</a>
<a href="#">SCE-42P36GALV</a>	\$218.00	39.00 x 33.00 [991 x 838]	42 x 36 [1067 x 914]		<a href="#">PDF</a>
<a href="#">SCE-42P42GALV</a>	\$251.00	39.00 x 39.00 [991 x 991]	42 x 42 [1067 x 1067]		<a href="#">PDF</a>
<a href="#">SCE-48P24GALV</a>	\$151.00	45.00 x 21.00 [1143 x 533]	48 x 24 [1219 x 610]		<a href="#">PDF</a>
<a href="#">SCE-48P30GALV</a>	\$197.00	45.00 x 27.00 [1143 x 686]	48 x 30 [1219 x 762]		<a href="#">PDF</a>
<a href="#">SCE-48P36GALV</a>	\$247.00	45.00 x 33.00 [1143 x 838]	48 x 36 [1219 x 914]		<a href="#">PDF</a>
<a href="#">SCE-48P42GALV</a>	\$283.00	45.00 x 39.00 [1143 x 991]	48 x 42 [1219 x 1067]		<a href="#">PDF</a>
<a href="#">SCE-48P48GALV</a>	\$340.00	44.00 x 44.00 [1118 x 1118]	48 x 48 [1219 x 1219]		<a href="#">PDF</a>
<a href="#">SCE-60BFP42GALV</a>	\$368.00	56.00 x 38.00 [1422 x 965]	60 x 42 [1524 x 1067]		<a href="#">PDF</a>
<a href="#">SCE-60P24GALV</a>	\$197.00	57.00 x 21.00 [1448 x 533]	60 x 24 [1524 x 610]		<a href="#">PDF</a>
<a href="#">SCE-60P30GALV</a>	\$255.00	57.00 x 27.00 [1448 x 686]	60 x 30 [1524 x 762]		<a href="#">PDF</a>
<a href="#">SCE-60P36GALV</a>	\$303.00	57.00 x 33.00 [1448 x 838]	60 x 36 [1524 x 914]		<a href="#">PDF</a>
<a href="#">SCE-60P48GALV</a>	\$428.00	56.00 x 44.00 [1422 x 1118]	60 x 48 [1524 x 1219]		<a href="#">PDF</a>
<a href="#">SCE-60P60GALV</a>	\$529.00	56.00 x 56.00 [1422 x 1422]	60 x 60 [1524 x 1524]		<a href="#">PDF</a>
<a href="#">SCE-64P25GALV</a>	\$255.00	60.00 x 21.75 [1524 x 552]	64 x 25 [1626 x 635]		<a href="#">PDF</a>
<a href="#">SCE-64P31GALV</a>	\$267.00	60.00 x 27.75 [1524 x 705]	64 x 31 [1626 x 787]		<a href="#">PDF</a>
<a href="#">SCE-64P37GALV</a>	\$291.00	60.00 x 33.75 [1524 x 857]	64 x 37 [1626 x 940]		<a href="#">PDF</a>
<a href="#">SCE-64P52GALV</a>	\$534.00	60.00 x 48.00 [1524 x 1219]	64 x 52 [1626 x 1321]		<a href="#">PDF</a>
<a href="#">SCE-64P64GALV</a>	\$628.00	60.00 x 60.00 [1524 x 1524]	64 x 64 [1626 x 1626]		<a href="#">PDF</a>

Note: Dimensions in inches [millimeters].

Table continued on next page



# Enclosure Subpanels

## Galvanized Steel (cont.)



Your Enclosure Source®

### Shipping Schedule

Same day

1 - 15 days

Color indicates shipping lead time in business days.

Table continued from previous page.

Galvanized Subpanels					
Part Number	Price	Size HxW	Fits Enclosure Size HxW	Finish	Drawing Link
<a href="#">SCE-64P76GALV</a>	\$738.00	60.00 x 72.00 [1524 x 1829]	64 x 76 [1626 x 1930]		<a href="#">PDF</a>
<a href="#">SCE-72P30GALV</a>	\$335.00	69.00 x 27.00 [1753 x 686]	72 x 30 [1829 x 762]		<a href="#">PDF</a>
<a href="#">SCE-72P36GALV</a>	\$360.00	69.00 x 33.00 [1753 x 838]	72 x 36 [1829 x 914]		<a href="#">PDF</a>
<a href="#">SCE-72P60GALV</a>	\$631.00	68.00 x 56.00 [1727 x 1422]	72 x 60 [1829 x 1524]		<a href="#">PDF</a>
<a href="#">SCE-72P72GALV</a>	\$817.00	68.00 x 68.00 [1727 x 1727]	72 x 72 [1829 x 1829]		<a href="#">PDF</a>
<a href="#">SCE-76P37GALV</a>	\$400.00	72.00 x 33.75 [1829 x 857]	76 x 37 [1930 x 940]		<a href="#">PDF</a>
<a href="#">SCE-76P76GALV</a>	\$865.00	72.00 x 72.00 [1829 x 1829]	76 x 76 [1930 x 1930]		<a href="#">PDF</a>
<a href="#">SCE-82P37GALV</a>	\$445.00	78.00 x 33.75 [1981 x 857]	82 x 37 [2083 x 940]		<a href="#">PDF</a>
<a href="#">SCE-82P76GALV</a>	\$870.00	78.00 x 72.00 [1981 x 1829]	82 x 76 [2083 x 1930]		<a href="#">PDF</a>
Note: Dimensions in inches [millimeters].					

# Enclosure Subpanels

## Stainless Steel

Designed to mount in the back of an enclosure.



Your Enclosure Source®



### Shipping Schedule

Same day

1 - 15 days

Color indicates shipping lead time in business days.

### Stainless Steel Subpanels

Part Number	Price	Size HxW	Fits Enclosure(s)	Drawing Link
<b>304 Stainless Steel</b>				
<a href="#">SCE-16P16SS</a>	\$95.00	13.00 x 13.00 [330 x 330]	SCE-16EL16xxxx	<a href="#">PDF</a>
<a href="#">SCE-20P16SS</a>	\$105.00	17.00 x 13.00 [432 x 330]	SCE-16EL20xxxx, SCE-20EL16xxxx, SCE-16H20xxxx and SCE-20H16xxxx	<a href="#">PDF</a>
<a href="#">SCE-20P20SS</a>	\$123.00	17.00 x 17.00 [432 x 432]	SCE-20EL20xxxx, SCE-20XEL21xxxx, SCE-20SA22xxxx and SCE-20H20xxxx	<a href="#">PDF</a>
<a href="#">SCE-24P16SS</a>	\$114.00	21.00 x 13.00 [533 x 330]	SCE-24EL16xxxx and SCE-24H16xxLP	<a href="#">PDF</a>
<a href="#">SCE-24P20SS</a>	\$154.00	21.00 x 17.00 [533 x 432]	SCE-20EL24xxxx, SCE-24EL20xxxx, SCE-24XEL21xxxx, SCE-24SA22xxxx, SCE-20H24xxxx and SCE-24H20xxxx	<a href="#">PDF</a>
<a href="#">SCE-24P24SS</a>	\$185.00	21.00 x 21.00 [533 x 533]	SCE-24EL24xxxx, SCE-24XEL25xxxx, SCE-24SA26xxxx, SCE-24HS2508xxxx, SCE-29VR24xx, SCE-24R24xxxx and SCE-24H24xxxx	<a href="#">PDF</a>
<a href="#">SCE-30P24SS</a>	\$220.00	27.00 x 21.00 [686 x 533]	SCE-402516Sxxxx, SCE-24EL30xxxx, SCE-30EL24xxxx, SCE-30XEL25xxxx, SCE-30SA26xxxx, SCE-30HS2508xxxx, SCE-35VR2412, SCE-30R24xxxx, SCE-24H30xxxx and SCE-30H24xxxx	<a href="#">PDF</a>
<a href="#">SCE-30P30SS</a>	\$290.00	27.00 x 27.00 [686 x 686]	SCE-30EL30xxxx and SCE-30H30xxxx	<a href="#">PDF</a>
<a href="#">SCE-36P16SS</a>	\$185.00	33.00 x 13.00 [838 x 330]	SCE-36H1606LP	<a href="#">PDF</a>
<a href="#">SCE-36P24SS</a>	\$264.00	33.00 x 21.00 [838 x 533]	SCE-36EL24xxxx, SCE-36XEL25xxxx, SCE-36SA26xxxx, SCE-36HS2508xxxx, SCE-41VR2412, SCE-36R24xxLP and SCE-36H24xxxx	<a href="#">PDF</a>
<a href="#">SCE-36P30SS</a>	\$351.00	33.00 x 27.00 [838 x 686]	SCE-403716xxxx, SCE-30EL36xxxx, SCE-36EL30xxxx, SCE-36XEL31xxxx, SCE-36SA32xxLPPL, SCE-36HS31xxxx, SCE-36R30xxLP, SCE-30H36xxxx and SCE-36H30xxxx	<a href="#">PDF</a>
<a href="#">SCE-36P36SS</a>	\$413.00	33.00 x 33.00 [838 x 838]	SCE-463719xxxx, SCE-36EL36xxxx and SCE-36H36xxxx	<a href="#">PDF</a>
<a href="#">SCE-42P30SS</a>	\$404.00	39.00 x 27.00 [991 x 686]	SCE-42EL30xxxx, SCE-30EL4210xxWFLP, SCE-42XEL31xxxx, SCE-42SA32xxLPPL, SCE-42HS3112xxxx, SCE-42R30xxLP and SCE-42H30xxxx	<a href="#">PDF</a>
<a href="#">SCE-42P36SS</a>	\$474.00	39.00 x 33.00 [991 x 838]	SCE-42EL36xxxx, SCE-36EL4216xxWFLP, SCE-364216WFLP, SCE-42XEL37xxxx, SCE-42SA38xxLPPL, SCE-42HS3712xxxx and SCE-42H36xxxx	<a href="#">PDF</a>
<a href="#">SCE-48P24SS</a>	\$343.00	45.00 x 21.00 [1143 x 533]	SCE-48EL24xxxx, SCE-2448xxWFLP, SCE-24EL4810xxWFLP, SCE-48SA2610LPPL and SCE-48H2408LP	<a href="#">PDF</a>
<a href="#">SCE-48P36SS</a>	\$536.00	45.00 x 33.00 [1143 x 838]	SCE-464919xxxx, SCE-48EL36xxxx, SCE-36EL48xxxx, SCE-3648xxWFLP, SCE-48XEL37xxxx, SCE-48SA38xxLPPL, SCE-48HS37xxxx, SCE-53VR36xx, SCE-53XVR37xx and SCE-48H36xxxx	<a href="#">PDF</a>
<a href="#">SCE-60P30SS</a>	\$554.00	57.00 x 27.00 [1448 x 686]	SCE-30EL6010xxWFLP and SCE-3060xxWFLP	<a href="#">PDF</a>
<a href="#">SCE-60P36SS</a>	\$659.00	57.00 x 33.00 [1448 x 838]	SCE-60EL36xxxx, SCE-36EL60xxxx, SCE-3660xxWFLP, SCE-60XEL37xxxx, SCE-60SA38xxLPPL, SCE-60HS37xxxx, SCE-65VR36xx, SCE-65XVR37xx and SCE-60H36xxxx	<a href="#">PDF</a>
<b>316/316L Stainless Steel</b>				
<a href="#">SCE-6P4SS</a>	\$10.50	5.00 x 3.00 [127 x 76]	SCE-604ELJxx, SCE-604xCHNFxx and SCE-604xSC	<a href="#">PDF</a>
<a href="#">SCE-6P6SS</a>	\$12.50	5.00 x 5.00 [127 x 127]	SCE-606ELJxx, SCE-606CHNFxx, SCE-606SC and SCE-4SPBAx	<a href="#">PDF</a>
<a href="#">SCE-8P6SS</a>	\$14.50	7.00 x 5.00 [178 x 127]	SCE-806xELJxx, SCE-806xCHNFxx, SCE-806xSC and SCE-6PBAx	<a href="#">PDF</a>
<a href="#">SCE-10P8SS</a>	\$19.75	9.00 x 7.00 [229 x 178]	SCE-1008xELJxx, SCE-1008xCHNFxx, SCE-1008xSC, SCE-6PBHx and SCE-12PBAx	<a href="#">PDF</a>
<a href="#">SCE-10P10SS</a>	\$23.50	9.00 x 9.00 [229 x 229]	SCE-10106ELJxx, SCE-10106CHNF, SCE-1010xSC, SCE-9PBHxx and SCE-16PBAx	<a href="#">PDF</a>
<a href="#">SCE-12P10SS</a>	\$27.00	11.00 x 9.00 [279 x 229]	SCE-1210xELJxx, SCE-1210xCHNF, SCE-1210xSC and SCE-12PBHx	<a href="#">PDF</a>
<a href="#">SCE-12P12SS</a>	\$31.50	11.00 x 11.00 [279 x 279]	SCE-1212ELJxx, SCE-1212CHNF, SCE-1212SC and SCE-16PBHxx	<a href="#">PDF</a>
<a href="#">SCE-16P12SS</a>	\$51.00	13.00 x 9.00 [330 x 229]	SCE-16EL120xxxx, SCE-16H12xxxxLP and SCE-16R120xLP	<a href="#">PDF</a>
<a href="#">SCE-14P12SS</a>	\$35.00	13.00 x 11.00 [330 x 279]	SCE-1412xELJxx, SCE-1412xCHNF and SCE-1412SC	<a href="#">PDF</a>
<a href="#">SCE-16P14SS</a>	\$69.00	15.00 x 13.00 [381 x 330]	SCE-1614xELJxx, SCE-1614xxCHxNFxx, SCE-1614SC and SCE-16C16ELJxx	<a href="#">PDF</a>

Note: Dimensions in inches [millimeters].

# Subpanels

## for NEMA 1 Enclosures



Designed to be used with NEMA 1 enclosures. Made of 14-gauge carbon steel and powder coated white.



### Shipping Schedule

Same day

1 - 15 days

Color indicates shipping lead time in business days.

### NEMA 1 Enclosure Subpanels

Part Number	Price	Size HxW	Fits Enclosure(s)	Drawing Link
<a href="#">SCE-6N6MP</a>	\$4.25	4.00 x 4.00 [102 x 102]	SCE-6N604LP	<a href="#">PDF</a>
<a href="#">SCE-8N6MP</a>	\$5.00	6.00 x 4.00 [152 x 102]	SCE-8N604LP	<a href="#">PDF</a>
<a href="#">SCE-8N8MP</a>	\$5.75	6.00 x 6.00 [152 x 152]	SCE-8N804LP and SCE-8N806LP	<a href="#">PDF</a>
<a href="#">SCE-10N8MP</a>	\$6.75	8.00 x 6.00 [203 x 152]	SCE-10N804LP and SCE-10N806LP	<a href="#">PDF</a>
<a href="#">SCE-10N10MP</a>	\$8.00	8.00 x 8.00 [203 x 203]	SCE-10N1004LP and SCE-10N1006LP	<a href="#">PDF</a>
<a href="#">SCE-12N10MP</a>	\$9.00	10.00 x 8.00 [254 x 203]	SCE-12N1004LP and SCE-12N1006LP	<a href="#">PDF</a>
<a href="#">SCE-12N12MP</a>	\$10.75	10.00 x 10.00 [254 x 254]	SCE-12N1204LP, 12N1206LP and SCE-12N1208LP	<a href="#">PDF</a>
<a href="#">SCE-14N12MP</a>	\$12.00	12.00 x 10.00 [305 x 254]	SCE-14N1204LP, 14N1206LP and SCE-14N1208LP	<a href="#">PDF</a>
<a href="#">SCE-16N12MP</a>	\$17.50	14.00 x 10.00 [356 x 254]	SCE-16N1206LP and SCE-16N1208LP	<a href="#">PDF</a>
<a href="#">SCE-16N16MP</a>	\$29.00	14.00 x 14.00 [356 x 356]	SCE-16N1606LP and SCE-16N1608LP	<a href="#">PDF</a>
<a href="#">SCE-20N16MP</a>	\$32.50	18.00 x 14.00 [457 x 356]	SCE-16N2006LP, 20N1606LP and SCE-20N1608LP	<a href="#">PDF</a>
<a href="#">SCE-20N20MP</a>	\$42.00	18.00 x 18.00 [457 x 457]	SCE-20N2006LP, 20N2008LP and SCE-20N2010LP	<a href="#">PDF</a>
<a href="#">SCE-24N16MP</a>	\$34.50	22.00 x 14.00 [559 x 356]	SCE-24N1606LP	<a href="#">PDF</a>
<a href="#">SCE-24N20MP</a>	\$48.00	22.00 x 18.00 [559 x 457]	SCE-24N2006LP, 24N2008LP and SCE-24N2010LP	<a href="#">PDF</a>
<a href="#">SCE-24N24MP</a>	\$56.00	22.00 x 22.00 [559 x 559]	SCE-24N2406LP, 24N2408LP and SCE-24N2412LP	<a href="#">PDF</a>
<a href="#">SCE-30N24MP</a>	\$66.00	28.00 x 22.00 [711 x 559]	SCE-30N2406LP, 30N2408LP and SCE-30N2412LP	<a href="#">PDF</a>
<a href="#">SCE-30N30MP</a>	\$88.00	28.00 x 28.00 [711 x 711]	SCE-30N3008LP	<a href="#">PDF</a>
<a href="#">SCE-36N24MP</a>	\$80.00	34.00 x 22.00 [864 x 559]	SCE-36N2406LP, 36N2408LP and SCE-36N2412LP	<a href="#">PDF</a>
<a href="#">SCE-36N30MP</a>	\$106.00	34.00 x 28.00 [864 x 711]	SCE-36N3006LP, 36N3008LP and SCE-36N3012LP	<a href="#">PDF</a>


Note: Dimensions in inches [millimeters].

# Enclosure Subpanels

## Perforated



Perforated Subpanels have 1/8in mounting holes with 1/4in staggered patterns for the installation of lightweight control components with #8 self-tapping screws. For use in small and medium size Type 1 enclosures. Perforated subpanels are powder coated white.



### Shipping Schedule

Same day

1 - 15 days

Color indicates shipping lead time in business days.

### Perforated Subpanels

Part Number	Price	Size HxW	Fits Enclosure(s)	Drawing Link
<a href="#">SCE-6N6MPP</a>	\$11.00	4.00 x 4.00 [102 x 102]	SCE-6N604LP	<a href="#">PDF</a>
<a href="#">SCE-8N6MPP</a>	\$13.25	6.00 x 4.00 [152 x 102]	SCE-8N604LP	<a href="#">PDF</a>
<a href="#">SCE-8N8MPP</a>	\$14.75	6.00 x 6.00 [152 x 152]	SCE-8N804LP and SCE-8N806LP	<a href="#">PDF</a>
<a href="#">SCE-10N8MPP</a>	\$17.50	8.00 x 6.00 [203 x 152]	SCE-10N804LP and SCE-10N806LP	<a href="#">PDF</a>
<a href="#">SCE-10N10MPP</a>	\$20.50	8.00 x 8.00 [203 x 203]	SCE-10N1004LP and SCE-10N1006LP	<a href="#">PDF</a>
<a href="#">SCE-12N10MPP</a>	\$23.00	10.00 x 8.00 [254 x 203]	SCE-12N1004LP and SCE-12N1006LP	<a href="#">PDF</a>
<a href="#">SCE-12N12MPP</a>	\$24.00	10.00 x 10.00 [254 x 254]	SCE-12N1204LP, 12N1206LP and SCE-12N1208LP	<a href="#">PDF</a>
<a href="#">SCE-14N12MPP</a>	\$26.00	12.00 x 10.00 [305 x 254]	SCE-14N1204LP, 14N1206LP and SCE-14N1208LP	<a href="#">PDF</a>
<a href="#">SCE-16N12MPP</a>	\$29.00	14.00 x 10.00 [356 x 254]	SCE-16N1206LP and SCE-16N1208LP	<a href="#">PDF</a>
<a href="#">SCE-16N16MPP</a>	\$34.00	14.00 x 14.00 [356 x 356]	SCE-16N1606LP and SCE-16N1608LP	<a href="#">PDF</a>
<a href="#">SCE-20N16MPP</a>	\$40.00	18.00 x 14.00 [457 x 356]	SCE-16N2006LP, 20N1606LP and SCE-20N1608LP	<a href="#">PDF</a>
<a href="#">SCE-20N20MPP</a>	\$46.00	18.00 x 18.00 [457 x 457]	SCE-20N2006LP, 20N2008LP and SCE-20N2010LP	<a href="#">PDF</a>
<a href="#">SCE-24N16MPP</a>	\$46.00	22.00 x 14.00 [559 x 356]	SCE-24N1606LP	<a href="#">PDF</a>
<a href="#">SCE-24N20MPP</a>	\$55.00	22.00 x 18.00 [559 x 457]	SCE-24N2006LP, 24N2008LP and SCE-24N2010LP	<a href="#">PDF</a>
<a href="#">SCE-24N24MPP</a>	\$81.00	22.00 x 22.00 [559 x 559]	SCE-24N2406LP, 24N2408LP and SCE-24N2412LP	<a href="#">PDF</a>
<a href="#">SCE-30N24MPP</a>	\$103.00	28.00 x 22.00 [711 x 559]	SCE-30N2406LP, 30N2408LP and SCE-30N2412LP	<a href="#">PDF</a>
<a href="#">SCE-30N30MPP</a>	\$129.00	28.00 x 28.00 [711 x 711]	SCE-30N3008LP	<a href="#">PDF</a>
<a href="#">SCE-36N24MPP</a>	\$129.00	34.00 x 22.00 [864 x 559]	SCE-36N2406LP, 36N2408LP and SCE-36N2412LP	<a href="#">PDF</a>
<a href="#">SCE-36N30MPP</a>	\$152.00	34.00 x 28.00 [864 x 711]	SCE-36N3006LP, 36N3008LP and SCE-36N3012LP	<a href="#">PDF</a>

Note: Dimensions in inches [millimeters].


# Enclosure Subpanels

## For Freestanding Enclosures



Your Enclosure Source®

Powder coated white.



### Shipping Schedule

Same day

1 - 15 days

Color indicates shipping lead time in business days.

### Full-Height Carbon Steel Subpanels

Part Number	Price	Size HxW	Fits Enclosure Size HxW	Drawing Link
<a href="#">SCE-60P24F1</a>	\$241.00	48.00 x 20.00 [1219 x 508]	60 x 24 [1524 x 610]	<a href="#">PDF</a>
<a href="#">SCE-60P36F1</a>	\$314.00	48.00 x 32.00 [1219 x 813]	60 x 36 [1524 x 914]	<a href="#">PDF</a>
<a href="#">SCE-60P48F1</a>	\$503.00	48.00 x 44.00 [1219 x 1118]	60 x 48 [1524 x 1219]	<a href="#">PDF</a>
<a href="#">SCE-72P24F1</a>	\$272.00	60.00 x 20.00 [1524 x 508]	72 x 24 [1829 x 610]	<a href="#">PDF</a>
<a href="#">SCE-72P30F1</a>	\$317.00	60.00 x 26.00 [1524 x 660]	72 x 30 [1829 x 762]	<a href="#">PDF</a>
<a href="#">SCE-72P36F1</a>	\$359.00	60.00 x 32.00 [1524 x 813]	72 x 36 [1829 x 914]	<a href="#">PDF</a>
<a href="#">SCE-72P48F1</a>	\$569.00	60.00 x 44.00 [1524 x 1118]	72 x 48 [1829 x 1219]	<a href="#">PDF</a>
<a href="#">SCE-72P60F1</a>	\$658.00	60.00 x 56.00 [1524 x 1422]	72 x 60 [1829 x 1524]	<a href="#">PDF</a>
<a href="#">SCE-72P72F1</a>	\$752.00	60.00 x 68.00 [1524 x 1727]	72 x 72 [1829 x 1829]	<a href="#">PDF</a>
<a href="#">SCE-90P24F1</a>	\$317.00	78.00 x 20.00 [1981 x 508]	90 x 24 [2286 x 610]	<a href="#">PDF</a>
<a href="#">SCE-90P36F1</a>	\$431.00	78.00 x 32.00 [1981 x 813]	90 x 36 [2286 x 914]	<a href="#">PDF</a>
<a href="#">SCE-90P48F1</a>	\$669.00	78.00 x 44.00 [1981 x 1118]	90 x 48 [2286 x 1219]	<a href="#">PDF</a>
<a href="#">SCE-90P72F1</a>	\$903.00	78.00 x 68.00 [1981 x 1727]	90 x 72 [2286 x 1829]	<a href="#">PDF</a>

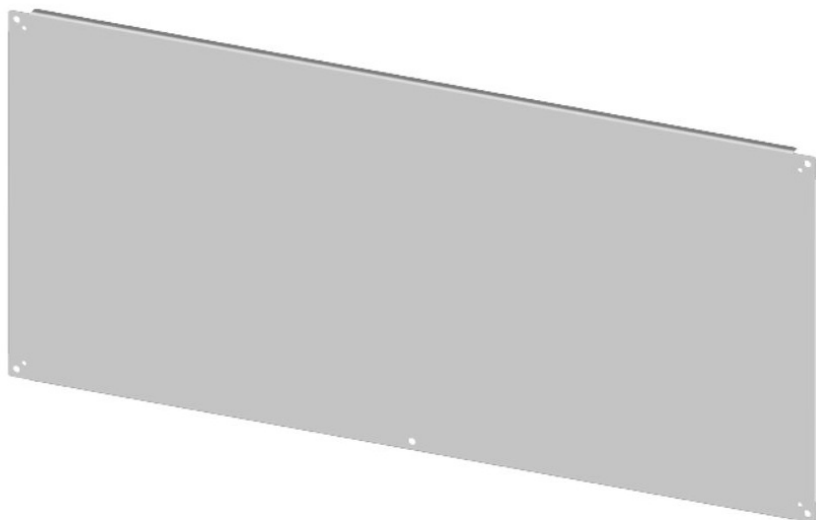
Note: Dimensions in inches [millimeters].

# Enclosure Subpanels

For Freestanding Enclosures



Your Enclosure Source®



## Shipping Schedule

Same day

1 - 15 days

Color indicates shipping lead time in business days.

## Half-Height Carbon Steel Subpanels

Part Number	Price	Size HxW	Fits Enclosure Size HxW	Drawing Link
<a href="#">SCE-60P24F2</a>	\$162.00	24.88 x 20.00 [632 x 508]	60 x 24 [1524 x 610]	<a href="#">PDF</a>
<a href="#">SCE-60P36F2</a>	\$197.00	24.88 x 32.00 [632 x 813]	60 x 36 [1524 x 914]	<a href="#">PDF</a>
<a href="#">SCE-72P24F2</a>	\$176.00	30.88 x 20.00 [784 x 508]	72 x 24 [1829 x 610]	<a href="#">PDF</a>
<a href="#">SCE-72P30F2</a>	\$197.00	30.88 x 26.00 [784 x 660]	72 x 30 [1829 x 762]	<a href="#">PDF</a>
<a href="#">SCE-72P36F2</a>	\$221.00	30.88 x 32.00 [784 x 813]	72 x 36 [1829 x 914]	<a href="#">PDF</a>
<a href="#">SCE-72P48F2</a>	\$362.00	30.88 x 44.00 [784 x 1118]	72 x 48 [1829 x 1219]	<a href="#">PDF</a>
<a href="#">SCE-72P60F2</a>	\$410.00	30.88 x 56.00 [784 x 1422]	72 x 60 [1829 x 1524]	<a href="#">PDF</a>
<a href="#">SCE-72P72F2</a>	\$455.00	30.88 x 68.00 [784 x 1727]	72 x 72 [1829 x 1829]	<a href="#">PDF</a>
<a href="#">SCE-90P24F2</a>	\$197.00	39.88 x 20.00 [1013 x 508]	90 x 24 [2286 x 610]	<a href="#">PDF</a>
<a href="#">SCE-90P36F2</a>	\$255.00	39.88 x 32.00 [1013 x 813]	90 x 36 [2286 x 914]	<a href="#">PDF</a>
<a href="#">SCE-90P48F2</a>	\$414.00	39.88 x 44.00 [1013 x 1118]	90 x 48 [2286 x 1219]	<a href="#">PDF</a>
<a href="#">SCE-90P72F2</a>	\$534.00	39.88 x 68.00 [1013 x 1727]	90 x 72 [2286 x 1829]	<a href="#">PDF</a>

Note: Dimensions in inches [millimeters].

# Enclosure Subpanels

For Freestanding Enclosures



Your Enclosure Source®

Powder coated white.

## Shipping Schedule

Same day

1 - 15 days

Color indicates shipping lead time in business days.



## Full-Height Galvanized Steel Subpanels

Part Number	Price	Size HxW	Fits Enclosure Size HxW	Drawing Link
<a href="#">SCE-72P30F1GALV</a>	\$361.00	60.00 x 26.00 [1524 x 660]	72 x 30 [1829 x 762]	<a href="#">PDF</a>
<a href="#">SCE-72P36F1GALV</a>	\$422.00	60.00 x 32.00 [1524 x 813]	72 x 36 [1829 x 914]	<a href="#">PDF</a>
<a href="#">SCE-72P60F1GALV</a>	\$739.00	60.00 x 56.00 [1524 x 1422]	72 x 60 [1829 x 1524]	<a href="#">PDF</a>
<a href="#">SCE-72P72F1GALV</a>	\$850.00	60.00 x 68.00 [1524 x 1727]	72 x 72 [1829 x 1829]	<a href="#">PDF</a>
<a href="#">SCE-90P72F1GALV</a>	\$1,097.00	78.00 x 68.00 [1981 x 1727]	90 x 72 [2286 x 1829]	<a href="#">PDF</a>

Note: Dimensions in inches [millimeters].



## Side-Mount Panels

Part Number	Price	Size HxW	Fits Enclosure Size H x Minimum D	Drawing Link
<a href="#">SCE-60SMP14</a>	\$193.00	48.00 x 14.00 [1219 x 356]	60 x 18 [1524 x 457]	<a href="#">PDF</a>
<a href="#">SCE-72SMP14</a>	\$216.00	60.00 x 14.00 [1524 x 356]	72 x 18 [1829 x 457]	<a href="#">PDF</a>
<a href="#">SCE-72SMP20</a>	\$267.00	60.00 x 20.00 [1524 x 508]	72 x 24 [1829 x 610]	<a href="#">PDF</a>
<a href="#">SCE-90SMP14</a>	\$314.00	78.00 x 14.00 [1981 x 356]	90 x 18 [2286 x 457]	<a href="#">PDF</a>
<a href="#">SCE-90SMP20</a>	\$326.00	78.00 x 20.00 [1981 x 508]	90 x 24 [2286 x 610]	<a href="#">PDF</a>
<a href="#">SCE-90SMP30</a>	\$354.00	78.00 x 30.00 [1981 x 762]	90 x 36 [2286 x 914]	<a href="#">PDF</a>

Note: Dimensions in inches [millimeters]

# Swing Panels

Powder coated white.



## Shipping Schedule

Same day

1 - 15 days

Color indicates shipping lead time in business days.

## Enviroline Series Swing Panels

Part Number	Price	Size HxW	Compatible With Enclosures	Drawing Link
<a href="#">SCE-DF20EL16LP</a>	\$96.00	16.00 x 12.63 [406 x 321]	SCE-20EL16xxxx, SCE-20H16xxLP and SCE-20R16xxLP	<a href="#">PDF</a>
<a href="#">SCE-DF20EL20LP</a>	\$103.00	16.00 x 16.63 [406 x 422]	SCE-20EL20xxxx, SCE-20H20xxLP, SCE-20XEL21xxxx and SCE-20A22xxLPPL	<a href="#">PDF</a>
<a href="#">SCE-DF24EL20LP</a>	\$107.00	20.00 x 16.63 [508 x 422]	SCE-24EL20xxxx, SCE-24H20xxLP, SCE-24XEL21xxxx, SCE-24A22xxLPPL, 24HS2108LP and SCE-24R20xxLP	<a href="#">PDF</a>
<a href="#">SCE-DF24EL24LP</a>	\$116.00	20.00 x 20.63 [508 x 524]	SCE-24EL24xxxx, SCE-24H24xxLP, SCE-24XEL25xxxx, SCE-24A26xxLPPL, 24HS2508LP, 29VR24xx and SCE-24R24xxLP	<a href="#">PDF</a>
<a href="#">SCE-DF30EL20LP</a>	\$123.00	26.00 x 16.63 [660 x 422]	SCE-30EL20xxxx, SCE-30H20xxLP, SCE-30XEL21xxxx and SCE-30A22xxLPPL	<a href="#">PDF</a>
<a href="#">SCE-DF30EL24LP</a>	\$131.00	26.00 x 20.63 [660 x 524]	SCE-30EL24xxxx, SCE-30H24xxLP, SCE-30XEL25xxxx, SCE-30A26xxLPPL, 30HS2508LP, 35VR2412 and SCE-30R24xxLP	<a href="#">PDF</a>
<a href="#">SCE-DF36EL24LP</a>	\$151.00	32.00 x 20.63 [813 x 524]	SCE-30EL30xxxx and SCE-30H30xxLP	<a href="#">PDF</a>
<a href="#">SCE-DF30EL30LP</a>	\$154.00	26.00 x 26.63 [660 x 676]	SCE-36EL24xxxx, SCE-36H24xxLP, SCE-36XEL25xxxx, SCE-36A26xxLPPL, 36HS2508LP, 41VR2412 and SCE-36R24xxLP	<a href="#">PDF</a>
<a href="#">SCE-DF42EL24LP</a>	\$174.00	38.00 x 20.63 [965 x 524]	SCE-36EL30xxxx, SCE-36H30xxLP, SCE-36XEL31xxxx, SCE-36A32xxLPPL, 36HS31xxLP and SCE-36R30xxLP	<a href="#">PDF</a>
<a href="#">SCE-DF36EL30LP</a>	\$178.00	32.00 x 26.63 [813 x 676]	SCE-36EL36xxxx and SCE-36H36xxLP	<a href="#">PDF</a>
<a href="#">SCE-DF36EL36LP</a>	\$202.00	32.00 x 32.63 [813 x 829]	SCE-42EL24xxxx, SCE-42H2408LP, SCE-47XVR2514 and SCE-47VR2514	<a href="#">PDF</a>
<a href="#">SCE-DF42EL30LP</a>	\$206.00	38.00 x 26.63 [965 x 676]	SCE-42EL30xxxx, SCE-42H30xxLP, SCE-42XEL31xxxx, SCE-42A32xxLPPL, 42HS3112LP and SCE-42R30xxLP	<a href="#">PDF</a>
<a href="#">SCE-DF48EL24LP</a>	\$211.00	44.00 x 20.63 [1118 x 524]	SCE-42EL36xxxx, SCE-42H36xxLPP, SCE-42XEL37xxxx, SCE-42A38xxLPPL and 42HS3712LP	<a href="#">PDF</a>
<a href="#">SCE-DF42EL36LP</a>	\$226.00	38.00 x 32.63 [965 x 829]	SCE-48EL2412SSLP and SCE-48SA2610LPPL	<a href="#">PDF</a>
<a href="#">SCE-DF48EL36LP</a>	\$252.00	44.00 x 32.63 [1118 x 829]	SCE-48EL36xxxx, SCE-48H36xxLP, SCE-48XEL37xxxx, SCE-48A38xxLPPL, 48HS3712LP, SCE-53XVR37xx and SCE-53VR36xx	<a href="#">PDF</a>
<a href="#">SCE-DF60EL36LP</a>	\$299.00	56.00 x 32.63 [1422 x 829]	SCE-60EL36xxxx, SCE-60H36xxLP, SCE-60XEL37xxxx, SCE-60A38xxLPPL, 60HS3712LP, SCE-65XVR37xx and SCE-65VR36xx	<a href="#">PDF</a>
<a href="#">SCE-DF72EL36LP</a>	\$314.00	68.00 x 32.63 [1727 x 829]	SCE-72EL36xxxx and SCE-72H36xxLP	<a href="#">PDF</a>
<a href="#">SCE-DF60EL48</a>	\$459.00	60.00 x 20.00 [1524 x 508]	SCE-60EL48xxxx and SCE-60XEL49xxxx	<a href="#">PDF</a>
<a href="#">SCE-DF60EL60</a>	\$512.00	56.00 x 25.88 [1422 x 657]	SCE-60EL60xxxx and SCE-60XEL61xxxx	<a href="#">PDF</a>
<a href="#">SCE-DF72EL60</a>	\$566.00	68.00 x 25.88 [1727 x 657]	SCE-72EL60xxxx and SCE-72XEL61xxxx	<a href="#">PDF</a>
<a href="#">SCE-DF72EL72</a>	\$632.00	68.00 x 31.88 [1727 x 810]	SCE-72EL72xxxx, SCE-72XEL73xxxx and SCE-72X73xxLP	<a href="#">PDF</a>

Note: Dimensions in inches [millimeters]



# Swing Panels



## Shipping Schedule

Same day

1 - 15 days

Color indicates shipping lead time in business days.

## Swing Panels for All Other Enclosures

Part Number	Price	Size HxW	Compatible With Enclosures	Drawing Link
<a href="#"><u>SCE-DFJ1008</u></a>	\$66.00	8.50 x 6.50 [216 x 165]	SCE-1008xELJxxxx, SCE-1008xCHNFxx and SCE-1008CHSNF	<a href="#"><u>PDF</u></a>
<a href="#"><u>SCE-DFJ1210</u></a>	\$71.00	10.50 x 8.50 [267 x 216]	SCE-1210xELJxxxx, SCE-1210xCHNFxx and SCE-1210CHSNF	<a href="#"><u>PDF</u></a>
<a href="#"><u>SCE-DFJ1212</u></a>	\$74.00	10.50 x 10.50 [267 x 267]	SCE-1212ELJxxxx and SCE-1212CHNFxx	<a href="#"><u>PDF</u></a>
<a href="#"><u>SCE-DFJ1412</u></a>	\$77.00	12.50 x 10.50 [318 x 267]	SCE-1412xELJxxxx, SCE-1412xCHNFxx and SCE-1412CHSNF	<a href="#"><u>PDF</u></a>
<a href="#"><u>SCE-DFJ1614</u></a>	\$83.00	14.50 x 12.50 [368 x 318]	SCE-1614xELJxxxx, SCE-1614xCHNFxx and SCE-1614CHSNF	<a href="#"><u>PDF</u></a>
<a href="#"><u>SCE-DFJ2016</u></a>	\$90.00	18.50 x 14.50 [470 x 368]	SCE-2016xELJxx	<a href="#"><u>PDF</u></a>
<a href="#"><u>SCE-DF6048</u></a>	\$473.00	56.00 x 22.13 [1422 x 562]	SCE-6048xxLP	<a href="#"><u>PDF</u></a>
<a href="#"><u>SCE-DF6060</u></a>	\$527.00	55.50 x 28.13 [1410 x 715]	SCE-6060xxLP	<a href="#"><u>PDF</u></a>
<a href="#"><u>SCE-DF7260</u></a>	\$582.00	67.50 x 28.13 [1715 x 715]	SCE-7260xxULP	<a href="#"><u>PDF</u></a>
<a href="#"><u>SCE-DF7272</u></a>	\$650.00	68.00 x 34.13 [1727 x 867]	SCE-7272xxULP	<a href="#"><u>PDF</u></a>

Note: Dimensions in inches [millimeters]

# Swing Panels



Your Enclosure Source®

## Shipping Schedule

Same day

1 - 15 days


Color indicates shipping lead time in business days.



## Full-Height Carbon Steel Swing Panels

Part Number	Price	Size HxW	Fits Enclosure Size HxW	Drawing Link
<a href="#">SCE-72SP24F3</a>	\$521.00	60.00 x 18.81 [1524 x 478]	72 x 24 [1829 x 610]	<a href="#">PDF</a>
<a href="#">SCE-72SP30F3</a>	\$604.00	60.00 x 24.81 [1524 x 630]	72 x 30 [1829 x 762]	<a href="#">PDF</a>
<a href="#">SCE-72SP36F3</a>	\$686.00	60.00 x 30.81 [1524 x 783]	72 x 36 [1829 x 914]	<a href="#">PDF</a>
<a href="#">SCE-90SP36F3</a>	\$815.00	78.00 x 30.81 [1981 x 783]	90 x 36 [2286 x 914]	<a href="#">PDF</a>

Note: Dimensions in inches [millimeters].



## Half-Height Carbon Steel Swing Panels

Part Number	Price	Size HxW	Fits Enclosure Size HxW	Drawing Link
<a href="#">SCE-72SP24F4</a>	\$371.00	30.88 x 18.81 [784 x 478]	72 x 24 [1829 x 610]	<a href="#">PDF</a>
<a href="#">SCE-72SP30F4</a>	\$399.00	30.88 x 24.81 [784 x 630]	72 x 30 [1829 x 762]	<a href="#">PDF</a>
<a href="#">SCE-72SP36F4</a>	\$445.00	30.88 x 30.81 [784 x 783]	72 x 36 [1829 x 914]	<a href="#">PDF</a>
<a href="#">SCE-90SP36F4</a>	\$515.00	39.88 x 30.81 [1013 x 783]	90 x 36 [2286 x 914]	<a href="#">PDF</a>

Note: Dimensions in inches [millimeters].

# Subpanels

## for Operator Consoles



### Shipping Schedule

Same day	1 - 15 days
----------	-------------

Color indicates shipping lead time in business days.

- Carbon steel
- Powder coated white



### Console Subpanels

Part Number	Price	Size HxW	Fits With Console(s)	Drawing Link
<a href="#">SCE-8P8C</a>	\$7.25	6.00 x 6.75 [152 x 171]	SCE-8C8ELJ and SCE-8C8ELJSS	<a href="#">PDF</a>
<a href="#">SCE-8P12C</a>	\$11.75	6.00 x 10.75 [152 x 273]	SCE-8C12ELJ and SCE-8C12ELJSS	<a href="#">PDF</a>
<a href="#">SCE-8P16C</a>	\$16.00	6.00 x 14.75 [152 x 375]	SCE-8C16ELJ and SCE-8C16ELJSS	<a href="#">PDF</a>
<a href="#">SCE-8P20C</a>	\$20.50	6.00 x 18.75 [152 x 476]	SCE-8C20ELJ and SCE-8C20ELJSS	<a href="#">PDF</a>
<a href="#">SCE-12P12C</a>	\$18.50	9.50 x 10.75 [241 x 273]	SCE-12C12ELJ and SCE-12C12ELJSS	<a href="#">PDF</a>
<a href="#">SCE-12P16C</a>	\$25.50	9.50 x 14.75 [241 x 375]	SCE-12C16ELJ and SCE-12C16ELJSS	<a href="#">PDF</a>
<a href="#">SCE-12P20C</a>	\$32.00	9.50 x 18.75 [241 x 476]	SCE-12C20ELJ and SCE-12C20ELJSS	<a href="#">PDF</a>
<a href="#">SCE-12P24C</a>	\$39.00	9.50 x 22.75 [241 x 578]	SCE-12C24ELJ and SCE-12C24ELJSS	<a href="#">PDF</a>
<a href="#">SCE-16P20C</a>	\$43.50	12.88 x 18.75 [327 x 476]	SCE-16C20ELJ and SCE-16C20ELJSS	<a href="#">PDF</a>
<a href="#">SCE-16P24C</a>	\$53.00	12.88 x 22.75 [327 x 578]	SCE-16C24ELJ and SCE-16C24ELJSS	<a href="#">PDF</a>
<a href="#">SCE-16P30C</a>	\$62.00	12.88 x 28.75 [327 x 730]	SCE-16C30ELJ	<a href="#">PDF</a>
<a href="#">SCE-20P20C</a>	\$54.00	16.38 x 18.75 [416 x 476]	SCE-20C20ELJ and SCE-20C20ELJSS	<a href="#">PDF</a>
<a href="#">SCE-20P24C</a>	\$59.00	16.38 x 22.75 [416 x 578]	SCE-20C24ELJ and SCE-20C24ELJSS	<a href="#">PDF</a>
<a href="#">SCE-20P30C</a>	\$66.00	16.38 x 28.75 [416 x 730]	SCE-20C30ELJ and SCE-20C30ELJSS	<a href="#">PDF</a>

Note: Dimensions in inches [millimeters]

# Subpanels

## for Series 14 Consolets



### Shipping Schedule

Same day

1 - 15 days

Color indicates shipping lead time in business days.



### Series 14 Subpanels

Part Number	Price	Size HxW	Fits EConsole(s)	Drawing Link
<a href="#"><u>SCE-14P1</u></a>	\$224.00	22.00 x 18.12 [559 x 460]	SCE-1436B	<a href="#"><u>PDF</u></a>
<a href="#"><u>SCE-14P2</u></a>	\$200.00	22.00 x 17.00 [559 x 432]	SCE-14B	<a href="#"><u>PDF</u></a>
<a href="#"><u>SCE-14P3</u></a>	\$288.00	42.25 x 17.00 [1073 x 432]	SCE-14B	<a href="#"><u>PDF</u></a>
<a href="#"><u>SCE-1436P1</u></a>	\$279.00	22.00 x 30.12 [559 x 765]	SCE-1460B	<a href="#"><u>PDF</u></a>
<a href="#"><u>SCE-1436P2</u></a>	\$246.00	22.00 x 29.00 [559 x 737]	SCE-1436B	<a href="#"><u>PDF</u></a>
<a href="#"><u>SCE-1436P3</u></a>	\$380.00	42.25 x 29.00 [1073 x 737]	SCE-1436B	<a href="#"><u>PDF</u></a>
<a href="#"><u>SCE-1448P2</u></a>	\$295.00	22.00 x 41.00 [559 x 1041]	SCE-14B	<a href="#"><u>PDF</u></a>
<a href="#"><u>SCE-1448P3</u></a>	\$467.00	42.25 x 41.00 [1073 x 1041]	SCE-1436B	<a href="#"><u>PDF</u></a>
<a href="#"><u>SCE-1460P2</u></a>	\$341.00	22.00 x 53.00 [559 x 1346]	SCE-1448B	<a href="#"><u>PDF</u></a>
<a href="#"><u>SCE-1460P3</u></a>	\$559.00	42.25 x 53.00 [1073 x 1346]	SCE-1460B	<a href="#"><u>PDF</u></a>
<a href="#"><u>SCE-1472P3</u></a>	\$647.00	42.25 x 65.00 [1073 x 1651]	SCE-1472B	<a href="#"><u>PDF</u></a>
Note: Dimensions in inches [millimeters]				

# Wire Trough Subpanels




## Shipping Schedule

Same day

1 - 15 days

Color indicates shipping lead time in business days.



## Wire Trough Subpanels

Part Number	Price	Size HxW	Fits Trough Length	Drawing Link
<a href="#"><u>SCE-9P12L</u></a>	\$26.00	8.00 x 11.00 [203 x 279]	12 [305]	<a href="#"><u>PDF</u></a>
<a href="#"><u>SCE-9P18L</u></a>	\$37.00	8.00 x 17.00 [203 x 432]	18 [457]	<a href="#"><u>PDF</u></a>
<a href="#"><u>SCE-9P24L</u></a>	\$40.50	8.00 x 23.00 [203 x 584]	24 [607]	<a href="#"><u>PDF</u></a>
<a href="#"><u>SCE-9P30L</u></a>	\$44.50	8.00 x 29.00 [203 x 737]	30 [762]	<a href="#"><u>PDF</u></a>
<a href="#"><u>SCE-9P36L</u></a>	\$48.50	8.00 x 36.00 [203 x 914]	36 [914]	<a href="#"><u>PDF</u></a>

Notes: Dimensions in inches [millimeters].

# Workstation Subpanels



Your Enclosure Source®

## Shipping Schedule

Same day

1 - 15 days

Color indicates shipping lead time in business days.



## Workstation Subpanels

Part Number	Price	Size HxW	Fits	Drawing Link
<a href="#"><u>SCE-60P24WS</u></a>	\$84.00	12.00 x 17.50 [305 x 445]	SCE-642424WS, SCE-342424WS, SCE-66ST2626WS, SCE-642424SSWS, SCE-342424WS & SCE-66ST2626WS	<a href="#"><u>PDF</u></a>
<a href="#"><u>SCE-60P32WS</u></a>	\$96.00	12.00 x 25.50 [305 x 648]	SCE-642432WS & SCE-642432SSWS	<a href="#"><u>PDF</u></a>

Note: Dimensions in inches [millimeters].

# NEMA 3R, 4, 12, and 13 HMI Enclosures



Front View



Rear View

## Applications

Designed to house Human-Machine Interfaces (HMI) and electrical and electronic controls, instruments and components. Provides protection from dust, oil, and water. For outdoor application a drip shield and drain vent is recommended.

## Construction

- 0.075in carbon steel
- Seams continuously welded and ground smooth
- Reinforced with suspension or pedestal mounting provisions
- Concealed hinge rear access door
- Removable front screw cover for easy installation of cutouts, HMI, and components
- Poured-in-place oil- and water-resistant gasket
- Black 1/4-turn latches
- Operate latches with a screwdriver
- Ground studs on door and body

## Finish

- RAL7035 gray powder coated

## Listings

- NEMA Type 3R, 4, 12, and 13
- cULus Listed Type 3R, 4, and 12 [File E69392]
- CSA Type 3R, 4, and 12
- IEC 60529
- IP66



Note: Compatible with Saginaw Aluminum and Adjustable Suspension Arm Components.

## NEMA 3R, 4, 12, and 13 HMI Enclosures

RAL7035	Price	Size HxWxD	Weight	Max Front Cutout Area	Drawing Link
<b>SCE-12HMI1606LP</b>	\$476.00	12.27 x 16.27 x 7.25 [312 x 413 x 184]	22.30 [10.11]	9.5 x 13.5 [241 x 343]	<a href="#">PDF</a>
<b>SCE-12HMI1610LP</b>	\$505.00	12.27 x 16.27 x 11.25 [312 x 413 x 286]	22.17 [10.05]	9.5 x 13.5 [241 x 343]	<a href="#">PDF</a>
<b>SCE-14HMI1806LP</b>	\$517.00	14.27 x 18.27 x 7.25 [362 x 464 x 184]	38.20 [17.32]	11.5 x 15.5 [292 x 394]	<a href="#">PDF</a>
<b>SCE-14HMI1810LP</b>	\$548.00	14.27 x 18.27 x 11.25 [362 x 464 x 286]	27.00 [12.24]	11.5 x 15.5 [292 x 394]	<a href="#">PDF</a>
<b>SCE-16HMI2006LP</b>	\$561.00	16.27 x 20.27 x 7.25 [413 x 515 x 184]	32.50 [14.74]	13.5 x 17.5 [343 x 445]	<a href="#">PDF</a>
<b>SCE-16HMI2010LP</b>	\$592.00	16.27 x 20.27 x 11.25 [413 x 515 x 286]	30.50 [13.83]	13.5 x 17.5 [343 x 445]	<a href="#">PDF</a>
<b>SCE-20HMI2406LP</b>	\$613.00	20.27 x 24.27 x 7.25 [515 x 616 x 184]	42.80 [19.41]	17.5 x 21.5 [445 x 546]	<a href="#">PDF</a>
<b>SCE-20HMI2410LP</b>	\$661.00	20.27 x 24.27 x 11.25 [515 x 616 x 286]	50.40 [22.86]	17.5 x 21.5 [445 x 546]	<a href="#">PDF</a>

Note: Dimensions in inches [millimeters].  
Weight in pounds [kilograms]

# NEMA 3R, 4, 4X, 12, and 13 HMI Enclosures



## Applications

Designed to house Human-Machine Interfaces (HMI) and electrical and electronic controls, instruments and components. Provides protection from dust, oil, and water. For outdoor application a drip shield and drain vent is recommended.

## Construction

- 0.075in 304 stainless steel
- Seams continuously welded and ground smooth
- Reinforced with suspension or pedestal mounting provisions
- Concealed hinge rear access door
- Removable front screw cover for easy installation of cutouts, HMI, and components
- Poured-in-place oil- and water-resistant gasket
- Black 1/4-turn latches
- Operate latches with a screwdriver
- Ground studs on door and body
- Rear access door easily removed via pull out hinge pins

## Finish

- #4 brushed stainless steel
- Optional sub-panels powder coated white

## Listings

- NEMA Type 3R, 4, 4X, 12, and 13
- cULus Listed Type 3R, 4, 4X, and 12 [File E69392]
- CSA Type 3R, 4, 4X, and 12
- IEC 60529
- IP66

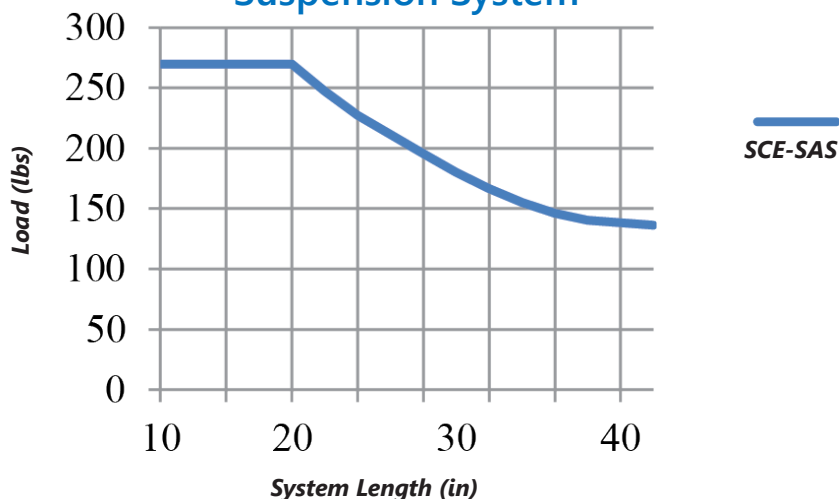


Front View



Rear View

## Suspension System



Note: Compatible with Saginaw Stainless Steel and Adjustable Suspension Arm Components.

## NEMA 3R, 4, 4X, 12, and 13 HMI Enclosures

Stainless	Price	Size HxWxD	Weight	Max Front Cutout Area	Drawing Link
<a href="#">SCE-12HMI1606SSLP</a>	\$904.00	12.27 x 16.27 x 7.25 [312 x 413 x 184]	22.30 [10.11]	9.5 x 13.5 [241 x 343]	<a href="#">PDF</a>
<a href="#">SCE-12HMI1610SSLP</a>	\$979.00	12.27 x 16.27 x 11.25 [312 x 413 x 286]	22.17 [10.05]	9.5 x 13.5 [241 x 343]	<a href="#">PDF</a>
<a href="#">SCE-14HMI1806SSLP</a>	\$1,005.00	14.27 x 18.27 x 7.25 [362 x 464 x 184]	38.20 [17.32]	11.5 x 15.5 [292 x 394]	<a href="#">PDF</a>
<a href="#">SCE-14HMI1810SSLP</a>	\$1,064.00	14.27 x 18.27 x 11.25 [362 x 464 x 286]	27.00 [12.24]	11.5 x 15.5 [292 x 394]	<a href="#">PDF</a>
<a href="#">SCE-16HMI2006SSLP</a>	\$1,079.00	16.27 x 20.27 x 7.25 [413 x 515 x 184]	32.50 [14.74]	13.5 x 17.5 [343 x 445]	<a href="#">PDF</a>
<a href="#">SCE-16HMI2010SSLP</a>	\$1,186.00	16.27 x 20.27 x 11.25 [413 x 515 x 286]	30.50 [13.83]	13.5 x 17.5 [343 x 445]	<a href="#">PDF</a>
<a href="#">SCE-20HMI2406SSLP</a>	\$1,264.00	20.27 x 24.27 x 7.25 [515 x 616 x 184]	42.80 [19.41]	17.5 x 21.5 [445 x 546]	<a href="#">PDF</a>
<a href="#">SCE-20HMI2410SSLP</a>	\$1,380.00	20.27 x 24.27 x 11.25 [515 x 616 x 286]	50.40 [22.86]	17.5 x 21.5 [445 x 546]	<a href="#">PDF</a>

Note: Dimensions in inches [millimeters].  
Weight in pounds [kilograms]



# HMI Enclosure Handles



Allows operators to easily move or position an HMI to an ergonomic and comfortable working position. Mounting Hardware is included.

## Single HMI Pull Handle

Part Number	Price	Drawing Link
<a href="#">SCE-HMIPH5</a>	\$31.00	<a href="#">PDF</a>



[SCE-HMIPH5](#)

## Angle Pull Handle

Part Number	Price	Drawing Link
<a href="#">SCE-AUHK</a>	\$45.00	<a href="#">PDF</a>



[SCE-AUHK](#)

# HMI Enclosure Keyboard Shelf



Your Enclosure Source®

Allows mounting of a keyboard underneath an HMI Enclosure. Available in Black textured finish, and Brushed Stainless Steel. Mounting hardware is included.

HMI Keyboard Shelf		
Part Number	Price	Drawing Link
<a href="#">SCE-HMIKBS</a>	\$209.00	<a href="#">PDF</a>



[SCE-HMIKBS](#)

Stainless Steel HMI Keyboard Shelf		
Part Number	Price	Drawing Link
<a href="#">SCE-HMIKBSSS</a>	\$472.00	<a href="#">PDF</a>

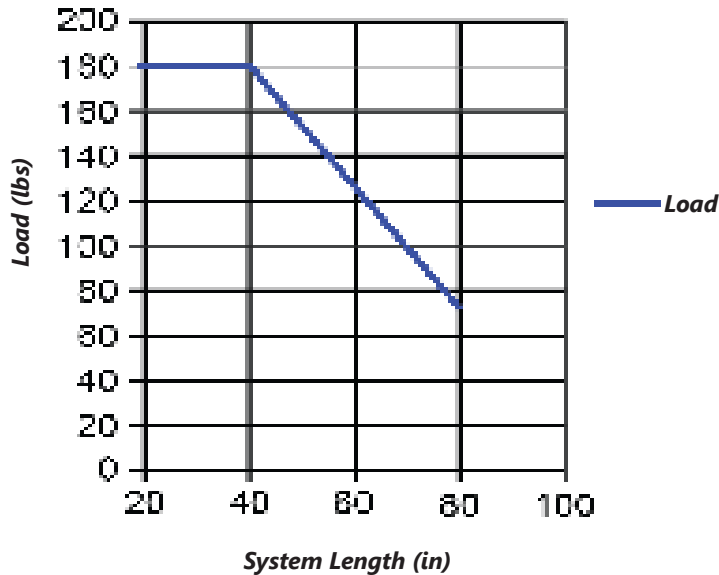


[SCE-HMIKBSSS](#)

# Aluminum Suspension System Overview



## Suspension System without Intermediate Joint



## Applications

Designed for use with the SCE HMI enclosures, to allow operators to easily move or position an HMI to an ergonomic and comfortable working position. Made of heavy-duty, reliable construction. Suspension systems can be assembled in a multitude of configurations that allow for machine-, wall-, top-, and floor-mount options.

## Construction

- Cast aluminum couplings.
- Extruded aluminum tubes (6060T66).
- Rotating couplings have adjustable tensioner brakes to control movement while in use.
- Rigid, durable bearings in all rotating couplings withstand the stress of continuous use.
- Open or closed tube design.
- Open tube allows for easy access to lay in wiring, with easy to install push fit rubber cover.
- Closed tube acts as conduit for feeding wiring.
- Removable access covers on all couplings with 90 degree turn.
- Hardware and gasket included for installation of coupling to tube.

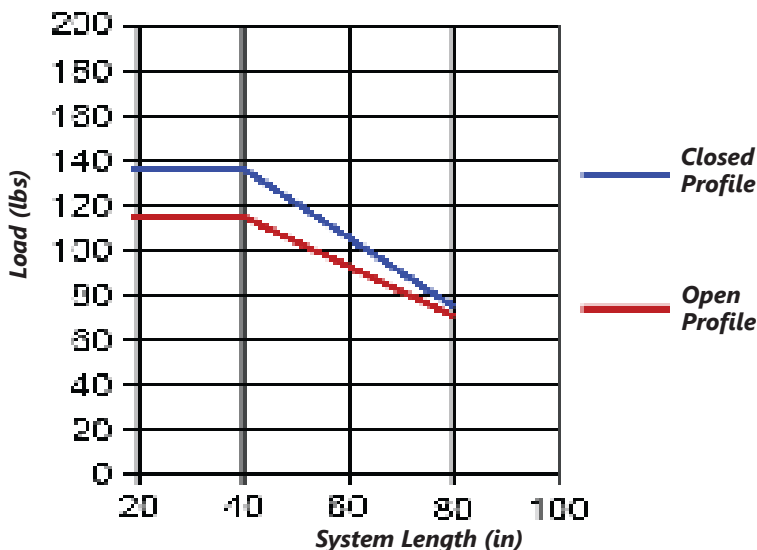
## Finish

- RAL7035 gray powder coated

## Listings

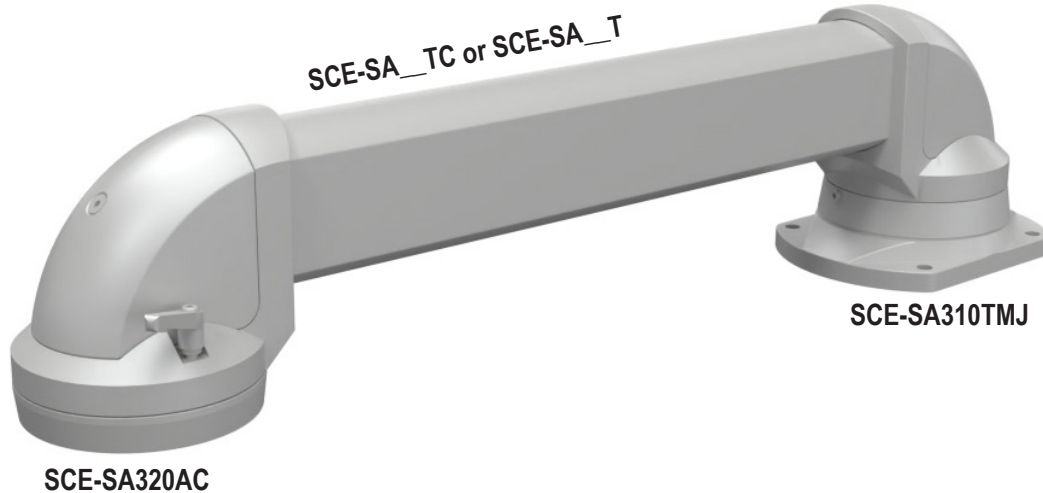
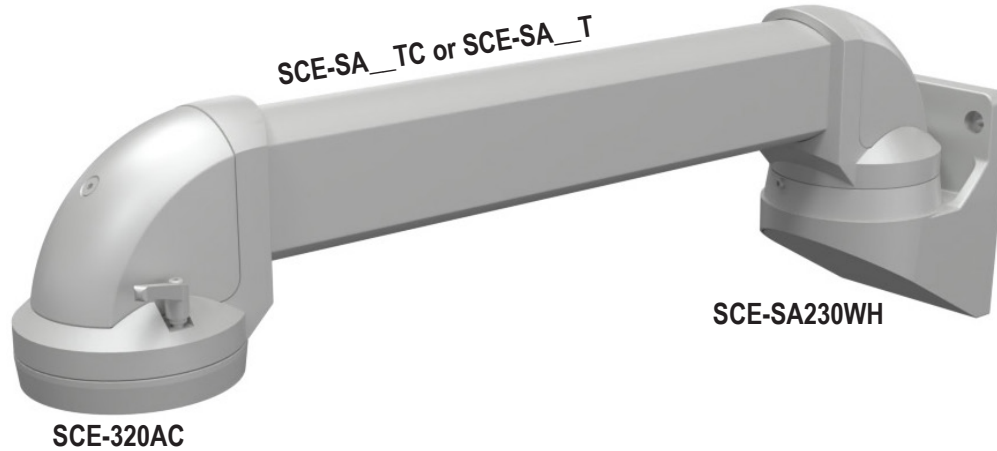
- NEMA Type 3R, 4, 12, and 13
- IEC 60529
- IP66

## Suspension System with Intermediate Joint

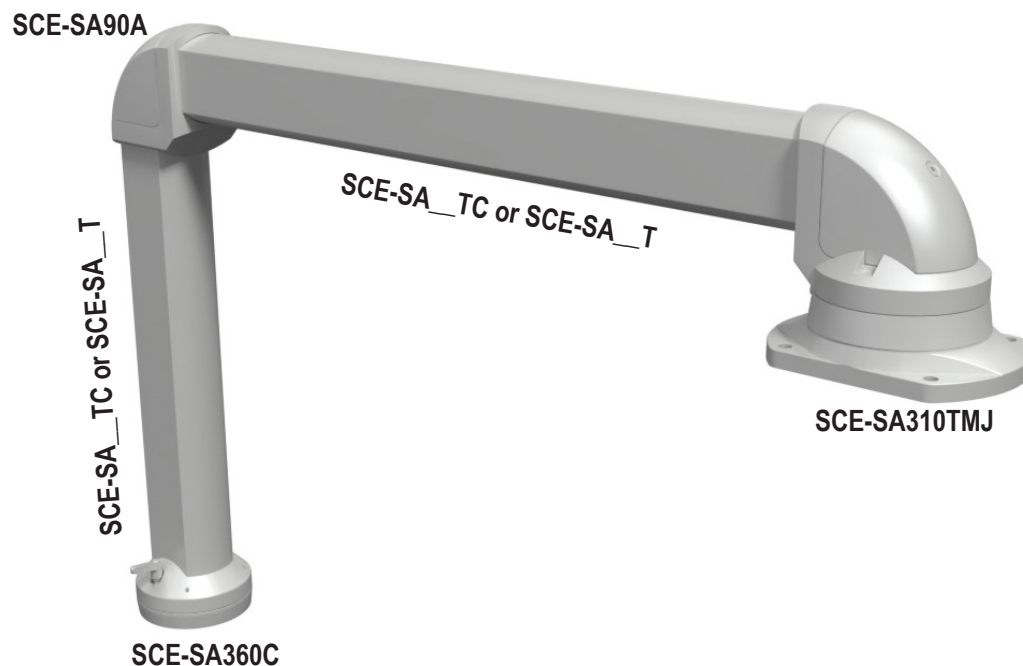
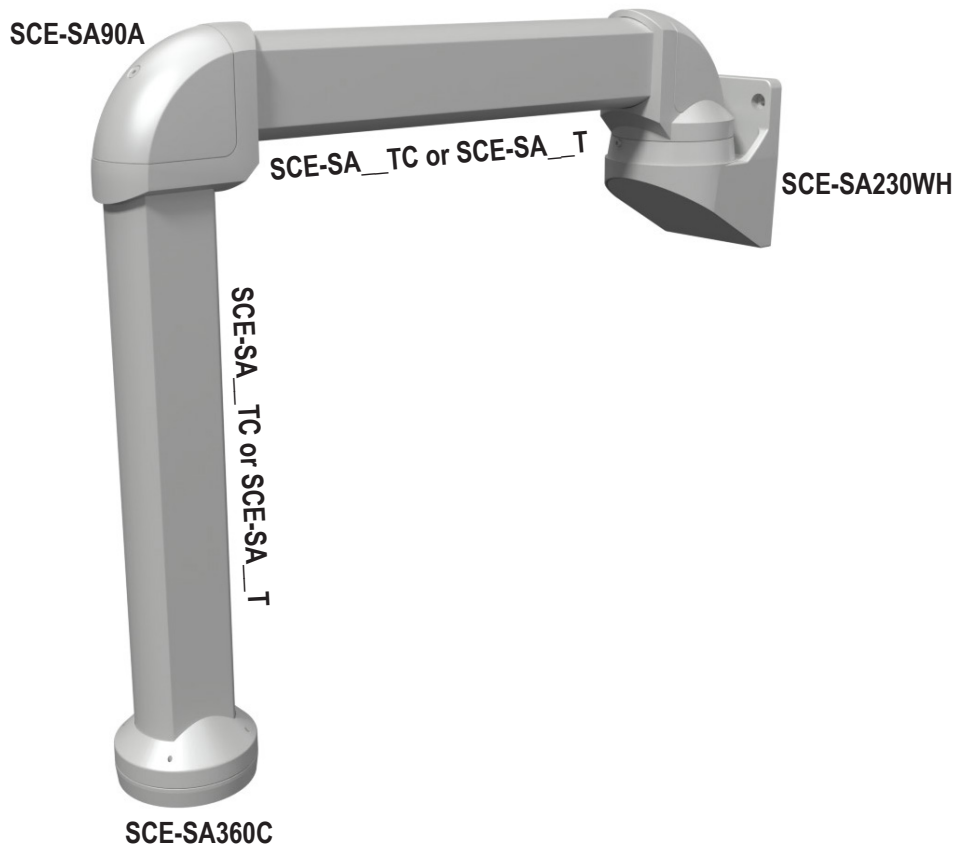


Notes: With Intermediate Joint - Max. Tube Length:  
 Closed Profile: • 60" distance between wall hinge, top mounted joint and intermediate joint • 60" distance between angle and intermediate joint Complete length max. 80"  
 Open Profile: • 40" distance between wall hinge, top mounted joint and intermediate joint • 40" distance between angle and intermediate joint Complete length max. 80"

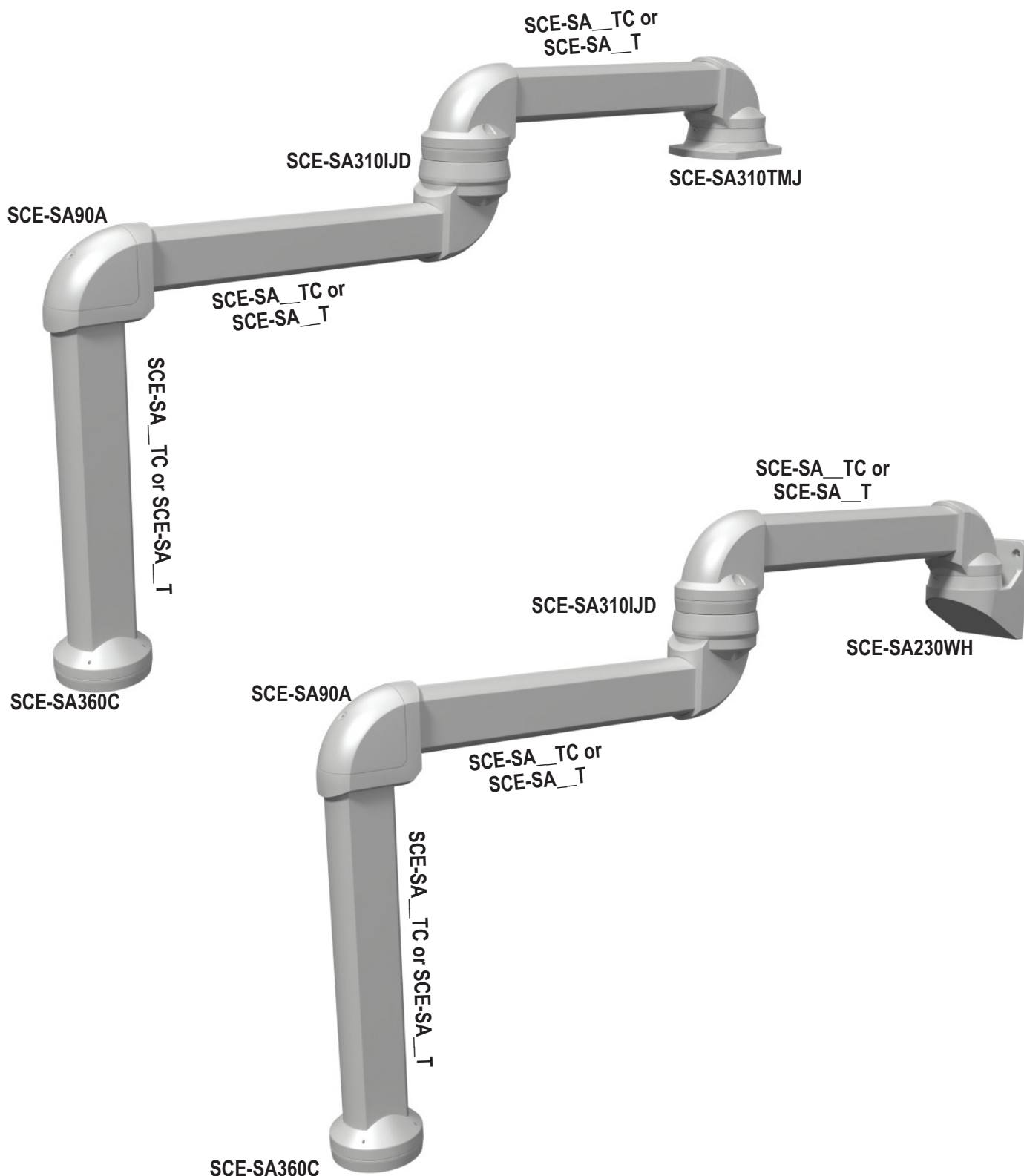
# Suspension Arm Configuration Examples



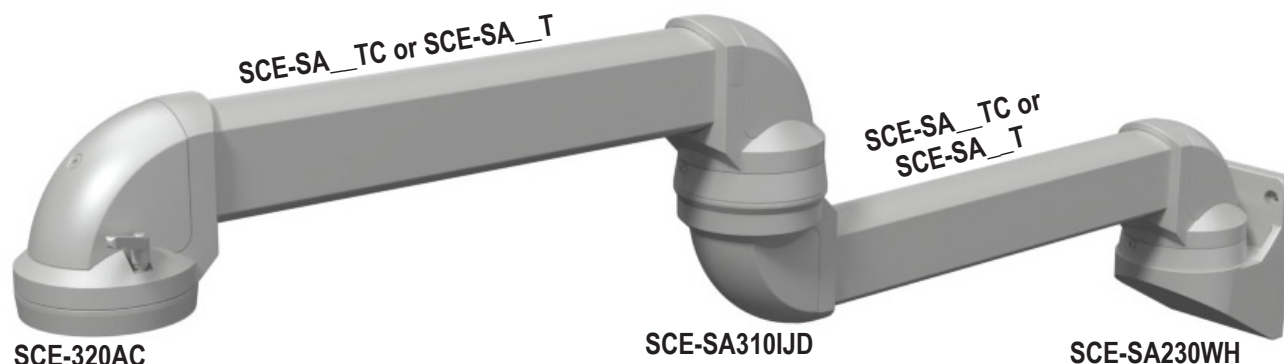
# Suspension Arm Configuration Examples



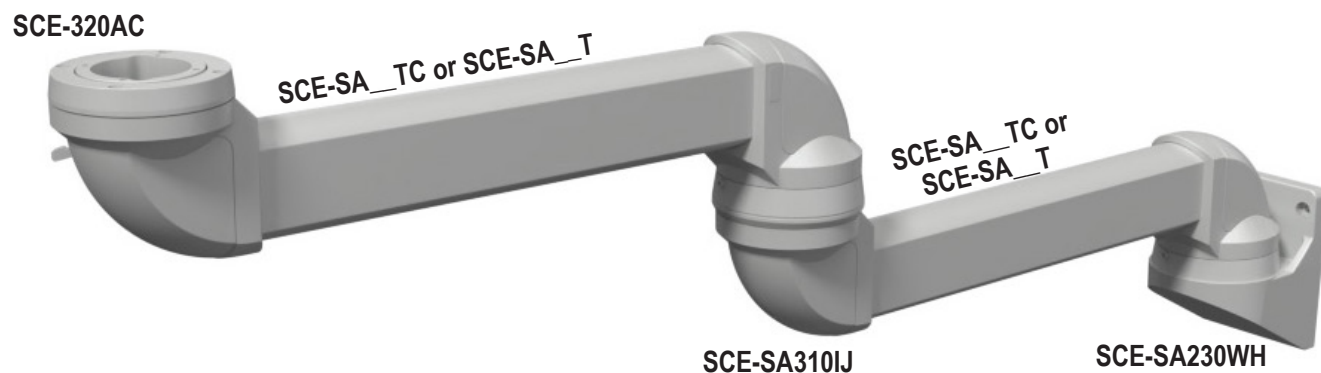
# Suspension Arm Configuration Examples



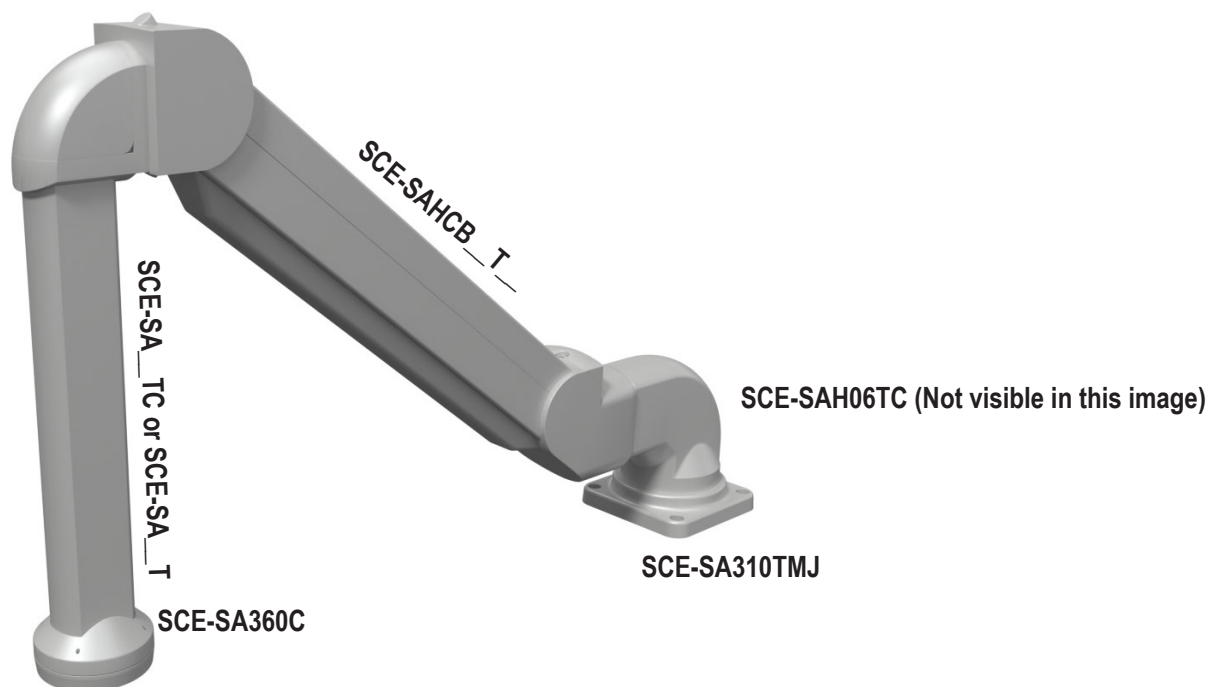
# Suspension Arm Configuration Examples



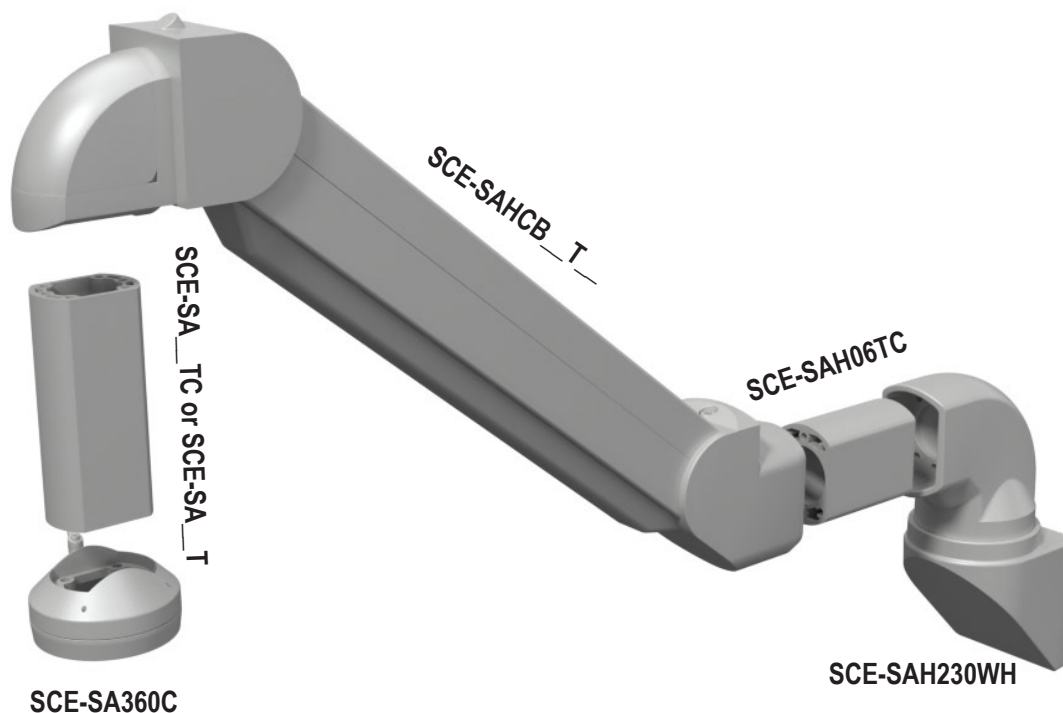
Note: Assemblies demonstrate two enclosure mounting options using the same suspension arm components



# Height Adjustable Suspension Arm Configuration Examples



Note: When assembled, profile tube [SCE-SAH06TC](#) is enclosed and not visible from some perspectives.





# Aluminum Suspension Arm Profiles



## Applications

Allows operators to easily move or position an HMI to an ergonomic and comfortable working position. Suspension Systems can be assembled in a multitude of configurations that allow for machine-, wall-, top-, and floor-mount options

## Construction

- Cast aluminum couplings
- Extruded aluminum tubes (6060T66)
- Rotating couplings have adjustable tensioner brakes to control movement while in use
- Rigid, durable bearing in all rotating couplings withstand the stress of continuous use
- Open or closed tube design
- Open tube allows for easy access to lay in wiring with easy to install push fit rubber cover
- Closed tube acts as conduit for feeding wiring
- Removable access covers on all couplings with 90° turn
- Hardware and gasket included for installation of coupling to tube

## Finish

- RAL7035 gray powder coated

### Closed Tube Suspension Arm Profile

Part	Price	Length	Drawing Link
<a href="#">SCE-SA08TC</a>	\$93.00	7.9 [201]	<a href="#">PDF</a>
<a href="#">SCE-SA20TC</a>	\$108.00	19.7 [500]	<a href="#">PDF</a>
<a href="#">SCE-SA39TC</a>	\$184.00	29.5 [749]	<a href="#">PDF</a>
<a href="#">SCE-SA30TC</a>	\$203.00	39.4 [1001]	<a href="#">PDF</a>
<a href="#">SCE-SA79TC</a>	\$312.00	78.7 [1999]	<a href="#">PDF</a>

Note: Dimensions in inches [millimeters].

### Open Tube Suspension Arm Profile

Part	Price	Length	Drawing Link
<a href="#">SCE-SA20T</a>	\$134.00	19.7 [500]	<a href="#">PDF</a>
<a href="#">SCE-SA39T</a>	\$211.00	39.4 [1001]	<a href="#">PDF</a>
<a href="#">SCE-SA79T</a>	\$414.00	78.7 [1999]	<a href="#">PDF</a>

Note: Dimensions in inches [millimeters].

# Light Duty Counter Balance Suspension Arms



## Applications

Allows operators to easily move or position an HMI to an ergonomic and comfortable working position. Suspension Systems can be assembled in a multitude of configurations that allow for machine-, wall-, top-, and floor-mount options.

## Construction

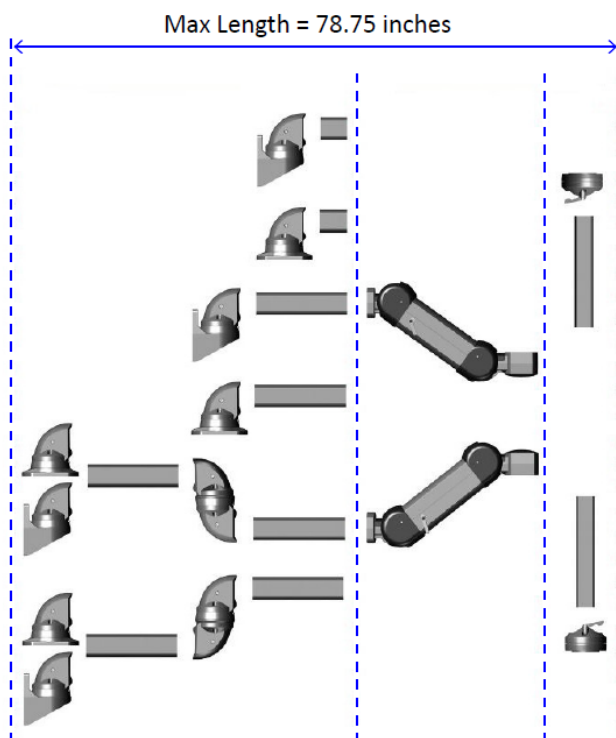
- Rotating couplings have adjustable tensioner brakes to control movement while in use
- Closed tube acts as conduit for feeding wiring

## Finish

- Natural Aluminum end couplings

Light Duty Counter Balance Suspension Arms			
Part	Price	Load Capacity	Drawing Link
<a href="#">SCE-SACB11T31</a>	\$1,263.00	11-31 [4.99 x 14.06]	<a href="#">PDF</a>
<a href="#">SCE-SACB31T55</a>	\$1,263.00	31-55 [14.06 x 24.94]	<a href="#">PDF</a>

Note: Weight in pounds [kilograms]



# Heavy Duty Counter Balance Suspension Arms



## Applications

Allows operators to easily move or position an HMI to an ergonomic and comfortable working position. Suspension Systems can be assembled in a multitude of configurations that allow for machine-, wall-, top-, and floor-mount options

## Construction

- Rotating couplings have adjustable tensioner brakes to control movement while in use
- Closed tube acts as conduit for feeding wiring

## Finish

- RAL7035 gray powder coated end couplings

### Heavy Duty Counter Balance Suspension Arms

Part	Price	Load Capacity	Drawing Link
<a href="#"><u>SCE-SAHC44T70</u></a>	\$3,246.00	44-70 [19.95 x 31.75]	<a href="#"><u>PDF</u></a>
<a href="#"><u>SCE-SAHC70T97</u></a>	\$3,743.00	70-97 [31.75 x 43.99]	<a href="#"><u>PDF</u></a>
<a href="#"><u>SCE-SAHC97T132</u></a>	\$3,947.00	97-132 [43.99 x 59.86]	<a href="#"><u>PDF</u></a>
Note: Weight in pounds [kilograms]			

# Heavy-Duty Counter-Balance Suspension Arm Mounting Components



## Applications

Used to mount a Heavy-Duty Adjustable Arm to a vertical or Horizontal surface. Require SCE-SAH06TC to connect to adjustable arm.

## Construction

- Cast aluminum couplings
- Extruded aluminum tubes (6060T66)
- Rotating couplings have adjustable tensioner brakes to control movement while in use
- Rigid, durable bearing in all rotating couplings withstand the stress of continuous
- Removable access covers on all couplings with 90° turn
- Hardware and gasket included for installation of coupling to tube

Top-Mounted Swivel		
Part Number	Price	Drawing Link
<a href="#">SCE-SAH310TMJ</a>	\$846.00	<a href="#">PDF</a>

Mounts to horizontal surface, and offers up to 310° of arm rotation. Requires [SCE-SAH06TC](#) to connect to a Heavy Duty Height Adjustable Arm.



[SCE-SAH310TMJ](#)


Wall-Mount Swivel Base		
Part Number	Price	Drawing Link
<a href="#">SCE-SAH230WH</a>	\$1,030.00	<a href="#">PDF</a>

Mounts to horizontal surface, and offers up to 230° of arm rotation. Requires [SCE-SAH06TC](#) to connect to a Heavy Duty Height Adjustable Arm.



[SCE-SAH230WH](#)

Heavy-Duty Suspension Arm Profile			
Part	Price	Length	Drawing Link
<a href="#">SCE-SAH06TC</a>	\$121.00	6.0 [152]	<a href="#">PDF</a>
Note: Weight in pounds [kilograms]			



[SCE-SAH06TC](#)

# Suspension Arm Base Fittings



## Applications

Connects a suspension arm profile tube to the horizontal or vertical base. Cables and wires originating in the base feed through the coupling towards the HMI enclosure.

### Wall-Mount Swivel Base

Part Number	Price	Drawing Link
<a href="#">SCE-SA230WH</a>	\$426.00	<a href="#">PDF</a>

Mounts to vertical surface, and offers up to 230° of arm rotation.



[SCE-SA230WH](#)

### Top-Mount Swivel

Part Number	Price	Drawing Link
<a href="#">SCE-SA310TMJ</a>	\$380.00	<a href="#">PDF</a>

Mounts to horizontal surface, and offers up to 310° of arm rotation.



[SCE-SA310TMJ](#)

# Angle Fittings and Intermediate Swivel Joints

Allows operators to easily move or position an HMI to an ergonomic and comfortable working position



## Intermediate Swivel Joint

Part Number	Price	Drawing Link
<a href="#"><u>SCE-SA310IJ</u></a>	\$580.00	<a href="#"><u>PDF</u></a>

Intermediate coupling steps up between two Saginaw Aluminum arm profiles. Offers 310° of arm rotation.



[SCE-SA310IJ](#)

## Drop-down Intermediate Swivel Joint

Part Number	Price	Drawing Link
<a href="#"><u>SCE-SA310IJD</u></a>	\$580.00	<a href="#"><u>PDF</u></a>

Intermediate coupling steps down between two Saginaw Aluminum arm profiles. Offers 310° of arm rotation.



[SCE-SA310IJD](#)

## 90° Angle

Part Number	Price	Drawing Link
<a href="#"><u>SCE-SA90A</u></a>	\$149.00	<a href="#"><u>PDF</u></a>

Fixed 90° elbow.



[SCE-SA90A](#)

# Aluminum Suspension Arm Couplings



Connects suspension arm profiles to HMI enclosures.

Angle Coupling		
Part Number	Price	Drawing Link
<a href="#"><b>SCE-SA320AC</b></a>	\$254.00	<a href="#">PDF</a>

Connects HMI enclosure to horizontal suspension arm. Offers 320° degrees of enclosure rotation.



[SCE-SA320AC](#)

Swivel Coupling		
Part Number	Price	Drawing Link
<a href="#"><b>SCE-SA360C</b></a>	\$188.00	<a href="#">PDF</a>

Connects HMI enclosure to vertical suspension arm. Offers 360° of enclosure rotation.



[SCE-SA360C](#)

Inclining Adaptor		
Part Number	Price	Drawing Link
<a href="#"><b>SCE-SA45IA</b></a>	\$436.00	<a href="#">PDF</a>

Install between HMI Enclosure and an HMI Enclosure Coupling ([SCE-SA320AC](#), [SCE-SA360C](#), or [SCE-SAFC](#)) for an up to 45° angle tilt.



[SCE-SA45IA](#)

Fixed Coupling		
Part Number	Price	Drawing Link
<a href="#"><b>SCE-SAFC</b></a>	\$101.00	<a href="#">PDF</a>

Fixed coupling between HMI enclosure and suspension arm.



[SCE-SAFC](#)

# Aluminum Suspension Arm Floor Stand



Allows operators to easily move or position an HMI to an ergonomic and comfortable working position

## Fixed Floor Stand

Part Number	Price	Drawing Link
<a href="#"><u>SCE-SAFFS</u></a>	\$97.00	<a href="#"><u>PDF</u></a>

Mounts to horizontal surface for fixed coupling between the mounting base and a vertical suspension arm.



[SCE-SAFFS](#)

## Turntable Floor Stand

Part Number	Price	Drawing Link
<a href="#"><u>SCE-SATFS</u></a>	\$186.00	<a href="#"><u>PDF</u></a>

Mounts to horizontal base for rotating coupling between the mounting base and a vertical suspension tube.



[SCE-SATFS](#)



# Monitor Mounting Bracket



*Your Enclosure Source®*



## Application

Designed for use with Suspension System, allows easily installation of most Monitors to the suspension system for ergonomic and comfortable working position. Heavy-duty, reliable construction. Suspension Systems can be assembled in a multitude of configurations that allow for machine mount, wall mount, top mount, and floor mount options.

Includes a large and small monitor adapter bracket for VESA MIS D standard 75 x 75mm or 100 x 100mm mounting patterns.

## Finish

Powder coated Black Textured finish.

Monitor Mounting Bracket		
Part Number	Price	Drawing Link
<a href="#">SCE-SAMM</a>	\$38.50	<a href="#">PDF</a>

# Stainless Steel Suspension Arm Profiles



## Applications

Allows operators to easily move or position an HMI to an ergonomic and comfortable working position.

## Construction

- 304 stainless steel tubes, couplings, and included installation hardware
- Continuous closed tube design
- Closed tube acts as conduit for feeding wiring

## Finish

- #4 brushed stainless steel

### Stainless Steel Straight Tube

Part	Price	Length	Weight	Drawing Link
<a href="#">SCE-SAS20I</a>	\$370.00	19.7 [500]	3.30 [1.50]	<a href="#">PDF</a>
<a href="#">SCE-SAS39I</a>	\$556.00	39.4 [1001]	5.50 [2.49]	<a href="#">PDF</a>
<a href="#">SCE-SAS59I</a>	\$800.00	78.7 [1999]	6.50 [2.95]	<a href="#">PDF</a>

Note: Dimensions in inches [millimeters].  
Weight in pounds [kilograms]

# Stainless Steel Profiles



Your Enclosure Source®



[SCE-SAS39S](#)

## Stainless Steel S Profile Tube

Part	Price	Offset Distance	Weight	Drawing Link
<a href="#"><u>SCE-SAS20S</u></a>	\$1,497.00	19.69 x 23.62 [500.13 x 599.95]	12.00 [5.44]	<a href="#"><u>PDF</u></a>
<a href="#"><u>SCE-SAS39S</u></a>	\$1,740.00	39.37 x 23.62 [1000.00 x 599.95]	15.00 [6.80]	<a href="#"><u>PDF</u></a>

Note: Dimensions in inches [millimeters].  
Weight in pounds [kilograms]



[SCE-SAS30J](#)

## Stainless Steel J Profile Tube

Part	Price	Offset Distance	Weight	Drawing Link
<a href="#"><u>SCE-SAS20J</u></a>	\$1,497.00	19.69 [500.13]	9.20 [4.17]	<a href="#"><u>PDF</u></a>
<a href="#"><u>SCE-SAS30J</u></a>	\$1,741.00	29.53 x 17.72 [750.06 x 450.09]	10.50 [4.76]	<a href="#"><u>PDF</u></a>
<a href="#"><u>SCE-SAS39J</u></a>	\$1,821.00	39.37 x 17.72 [1000.00 x 450.09]	12.00 [5.44]	<a href="#"><u>PDF</u></a>

Note: Dimensions in inches [millimeters].  
Weight in pounds [kilograms]

# Stainless Steel Suspension Arm Couplings, Bases, and Adapters



## Application

Allows operators to easily move or position an HMI to an ergonomic and comfortable working position.

- 304 Stainless Steel couplings.
- Rotating couplings have adjustable tensioner brakes to control movement while in use.
- O-Ring Gaskets at all connections maintain oil and water tight seal.
- Rigid, durable bearing in all rotating couplings withstand the stress of continuous use.
- Removable access covers on all couplings with 90° turn.
- Stainless Steel Hardware included for installation of coupling to tube.

Angle Adaptor		
Part Number	Price	Drawing Link
<a href="#">SCE-SAS14A</a>	\$674.00	<a href="#">PDF</a>

Angle adaptor that connects HMI Enclosure to a coupling ([SCE-SAS360C](#) 14°.



[SCE-SAS14A](#)

Top-Mounted Swivel Base		
Part Number	Price	Drawing Link
<a href="#">SCE-SAS310TM</a>	\$852.00	<a href="#">PDF</a>

Mounts to horizontal base and provides 350° of swivel to a vertical mounted tube.



[SCE-SAS310TM](#)

Swivel Coupling		
Part Number	Price	Drawing Link
<a href="#">SCE-SAS360C</a>	\$794.00	<a href="#">PDF</a>

Connects suspension tube to HMI Enclosure, and provides 350° rotation. Can also be used with a [SCE-SAS14A](#) coupling to provide a 14° incline to the HMI Enclosure.



[SCE-SAS360C](#)

# Stainless Steel Suspension Arm Floor Stands and Wall-Mount Adapters



## Floor Stand with Cable Outlet

Part Number	Price	Drawing Link
<a href="#">SCE-SASFSCO</a>	\$849.00	<a href="#">PDF</a>

Mounts to horizontal base and provides a gland plate perpendicular to the vertical tube for cable access.




[SCE-SASFSCO](#)

## Wall Mount Adaptor

Part Number	Price	Drawing Link
<a href="#">SCE-SASWMA</a>	\$946.00	<a href="#">PDF</a>

Mounts to vertical base and provides a gland plate opposite the vertical tube for cable access.



[SCE-SASWMA](#)