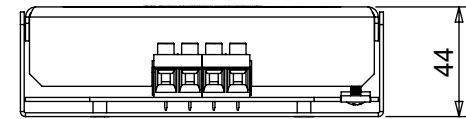
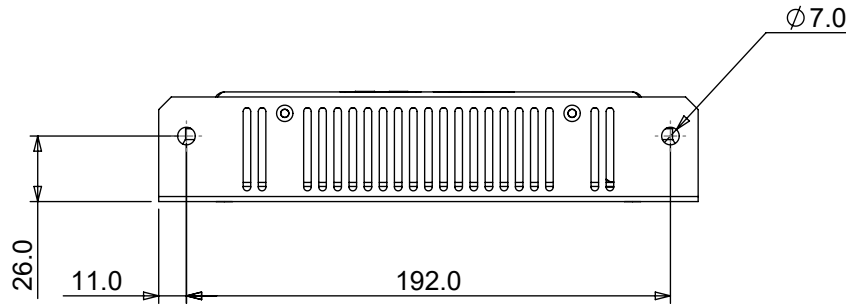
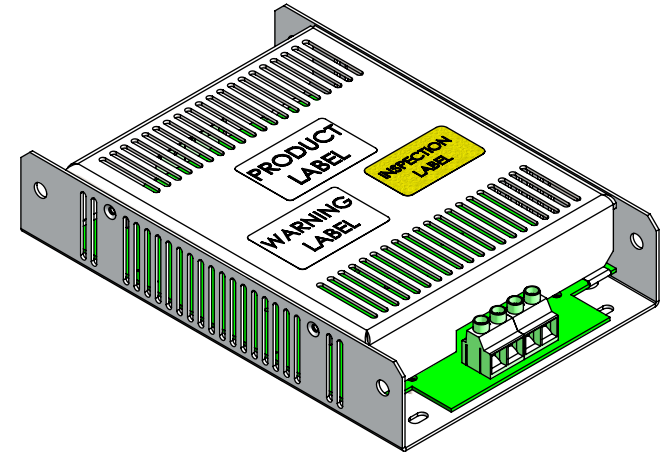
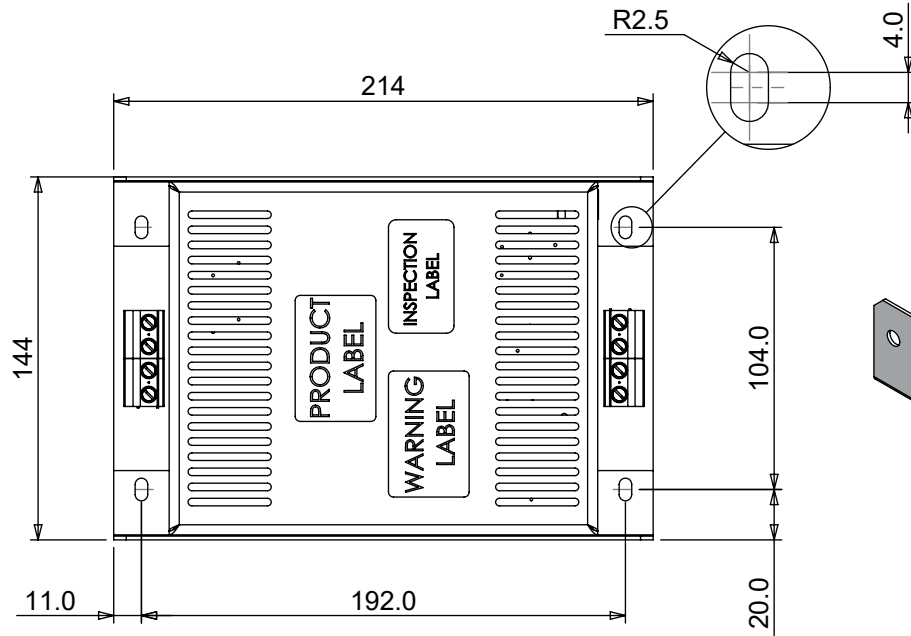
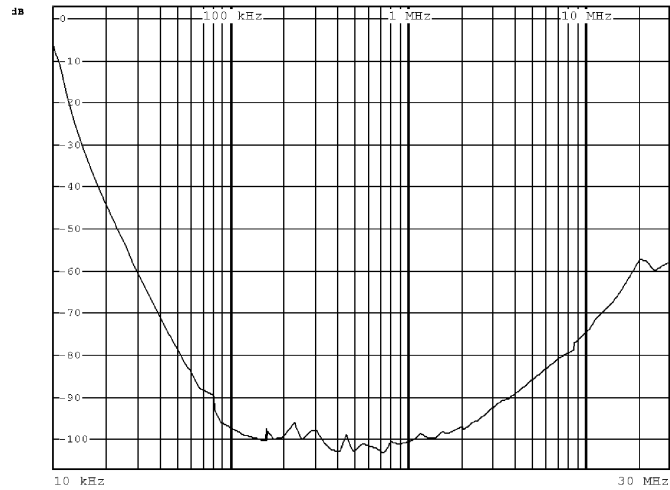


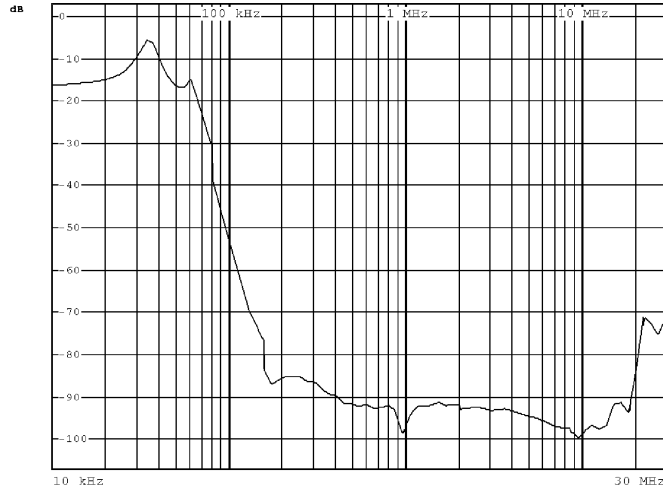
MIF10	
AKA	n/a
Device	rfi filter
Current	10A (9.5A UL) 40°C
Earthing	screw 0.25-4mm ² 0.5Nm strip 8mm
Enclosure	aluminium 1.5mm
Loss	1.35W/ph
Leakage	45mA operating
Mass	0.72kg
Mounting	M4 1.5Nm / M6 4.5Nm
PCB	FR4 AVL2 VW-1 600V 105°C IIIa
Potting	air
Power	2.4kW
Protection	IP20
Resistance	13.5mR/ph
Residual	1V 5s
SCCR	5kA when fused
Style	terminal filter
Terminal	screw 0.25-4mm ² 0.5Nm strip 8mm
Varistor	275V 6.5kA (500Vdc)
Supply	1P 240V 50/60Hz
Voltage	254V max
Withstand	2100Vdc 60s
Altitude	2000m w/out derating
Bonding	25A 50/60Hz
Class	class I
Environment	-25/+85/21
Flammability	UL94 V-2 min
Humidity	93% RH non-condensing
Insulation	500Vdc ≥3.5MR
Material	group IIIb
MTBF	22yrs (MIL-HDBK-217F)
Overload	135% 2hrs 150% 60s
Overvoltage	category II
Packaging	ASTM D7386
Pollution	degree II
Shock	15g 11ms
Spacing	≥50mm from ventilated surfaces
Vibration	5-55Hz 350um 55-500Hz 2G
EU	CE EN60939
US	uR UL1283
CAN	cUR CSA22.2
OTHER	n/a

DETAIL A





A1: 50/50Ω ASYMMETRICAL (COMMON)



A2: 50/50Ω SYMMETRICAL (DIFFERENTIAL)



B: 50/50Ω ASYMMETRICAL (COMMON) LINE Y-CAP/CLIP REMOVED



C: 50/50Ω ASYMMETRICAL (COMMON) LOAD Y-CAP/CLIP REMOVED



D: 50/50Ω ASYMMETRICAL (COMMON) Y-CAPS/CLIPS REMOVED