


Output Specifications

Outputs per Module		32 (sourcing)
Operating Voltage Range (Tolerance)	CE	24 VDC (-15% / + 20%)
	UL	24 VDC (-20% / + 25%)
Maximum Output Current @ Temp		0.2A / point, 1.6A / common @ 60°C
Minimum Output Current		0.4 mA
Maximum Leakage Current		0.3 mA @ 30 VDC
On Voltage Drop		0.3 VDC @ 0.2A
Maximum Inrush Current		0.5A for 10 ms
OFF to ON Response		≤ 0.5 ms
ON to OFF Response		≤ 0.5 ms
Connector Type		40-pin IDC
Status Indicators		Logic Side (32 points)
Commons		4 Isolated (8 points / common)



P3-32TD2 Sourcing Output

The P3-32TD2 DC Output Module provides 32 24 VDC sourcing outputs with 4 isolated commons for use with the Productivity3000 Programmable Automation Controller.

Output Specifications	1
Module Installation Procedure	2
Wiring Options	2
Schematic and Wiring Diagram	3
Hot Swap Information	3
Warning	4
Connector Specifications	4
General Specifications	4

WARNING: Explosion hazard – Substitution of components may impair suitability for Class I, Division 2.

Document Name	Edition/Revision	Date
P3-32TD2-M	1st Ed.	10/26/2009

Copyright 2009, AutomationDirect.com Incorporated/All Rights Reserved Worldwide

Warranty: Thirty-day money-back guarantee. Two-year limited replacement. (See www.productivitypac.com for details).

Module Installation Procedure

WARNING: Do not apply field power until the following steps are completed. See hot-swapping procedure for exceptions.



Step One:
Align circuit card with slot and press firmly to seat module into connector.



Step Two
Pull top and bottom locking tabs toward module face. Click indicates lock is engaged.



Step Three
Attach field wiring using the ZIPLink wiring system.

WARNING: Explosion hazard – Do not connect or disconnect connectors or operate switches while circuit is live unless the area is known to be non-hazardous. Do not hot-swap modules unless the area is known to be non-hazardous.

Wiring Options

ZIPLink Connection System
Cable + ZIPLink Module = Complete System



ZIPLink pre-wired cables

- 0.5m (1.6FT) cable
- 1.0m (3.3FT) cable
- 2.0m (6.6FT) cable



- ZL-CBL40
- ZL-CBL40-1
- ZL-CBL40-2



ZIPLink Modules

Feed through

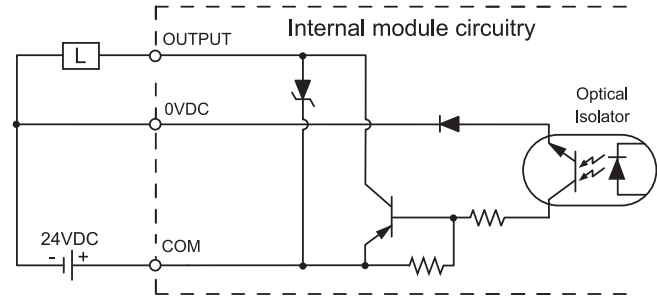
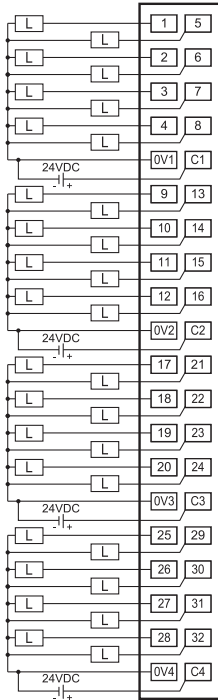


ZL-RTB40



Remote Fuse

ZL-RFU40



Important Hot-Swap Information

The Productivity3000 PAC supports hot-swap!
 Individual modules, expansion bases, and entire remote base groups can be taken offline, removed, and replaced while the rest of the PAC system continues controlling your process. Before attempting to use the hot-swap feature, be sure to read the hot-swap topic in the programming software's help file or our online documentation at AutomationDirect.com for details on how to plan your installation for use of this powerful feature.

WARNING: To minimize the risk of potential safety problems, you should follow all applicable local and national codes that regulate the installation and operation of your equipment. These codes vary from area to area and it is your responsibility to determine which codes should be followed, and to verify that the equipment, installation, and operation are in compliance with the latest revision of these codes.

Equipment damage or serious injury to personnel can result from the failure to follow all applicable codes and standards. We do not guarantee the products described in this publication are suitable for your particular application, nor do we assume any responsibility for your product design, installation, or operation.

If you have any questions concerning the installation or operation of this equipment, or if you need additional information, please call Technical Support at 770-844-4200.

This publication is based on information that was available at the time it was printed. At AutomationDirect.com® we constantly strive to improve our products and services, so we reserve the right to make changes to the products and/or publications at any time without notice and without any obligation. This publication may also discuss features that may not be available in certain revisions of the product.

Connector Specifications

Connector Type	IDC style header with latch, Omron XG4A-4034
Number of Pins	40 point
Pitch	0.1 in. (2.54 mm)

General Specifications

Operating Temperature	0° to 60°C (32° to 140°F),
Storage Temperature	-20° to 70°C (-4° to 158°F)
Humidity	5 to 95% (non-condensing)
Environmental Air	No corrosive gases permitted
Vibration	IEC60068-2-6 (Test Fc)
Shock	IEC60068-2-27 (Test Ea)
Field to Logic Side Isolation	1500VAC applied for 1 minute
Insulation Resistance	>10MΩ @ 500 VDC
Heat Dissipation	6.69W
Enclosure Type	Open Equipment
Agency Approvals	UL508 file E157382, Canada & USA UL1604 file E200031, Canada & USA CE (EN61131-2*) This equipment is suitable for use in Class 1, Division 2, Groups A, B, C and D or non-hazardous locations only.
Module Keying to Backplane	Electronic
Module Location	Any I/O slot in any local, expansion, or remote base in a Productivity3000 System.
Field Wiring	Use ZIPLink Wiring System. See "Wiring Options" on page 2.
EU Directive	See the "EU Directive" topic in the Productivity3000 Help File. Information can also be obtained at: www.productivitypac.com
Weight	110g (3.88 oz)

*Meets EMC and Safety requirements. See the D.O.C. for details.