

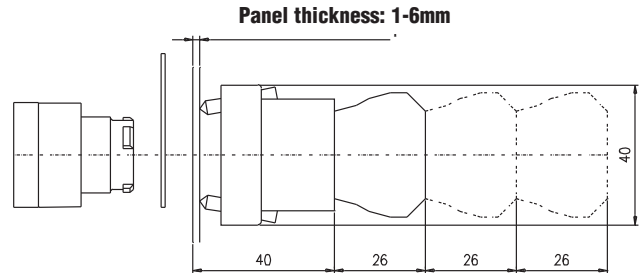
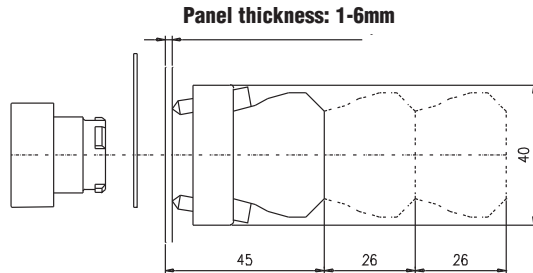
22 mm Metal Pilot Devices Specifications

Assembly information

These pushbuttons and indicator lights are supplied with the appropriate contact blocks, unless otherwise indicated. Use these drawings as a guide to make sure there is adequate clearance behind the panel.

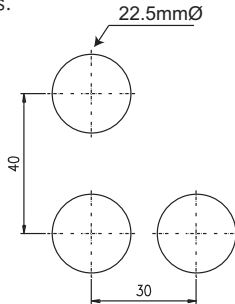
Pushbuttons and selector switches

Lighted pushbuttons and selector switches/pilot lights



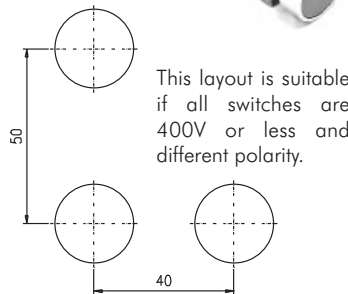
Panel holes

For safe operation, use these mounting hole drawings to ensure that there is adequate space between switches.



This layout is suitable if all switches are 230V or less and the same polarity.

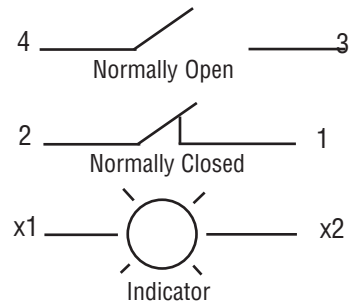
NOTE: Contact blocks can be arranged up to three deep by two wide.



This layout is suitable if all switches are 400V or less and different polarity.

All dimensions are in millimeters. 25.4mm = 1 inch. For example, 30 mm in inches = 30/25.4 = 1.181 inches.

Typical Wiring



Specifications

These specifications apply to all the 22 mm metal pushbuttons and switches.

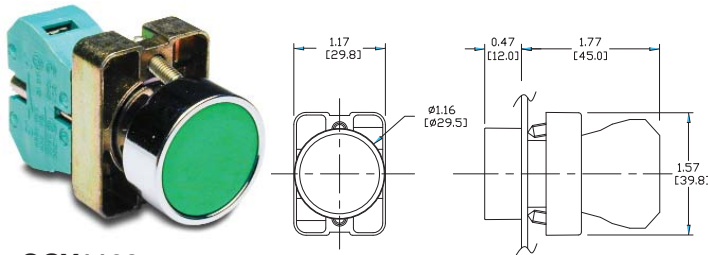
Physical Specifications	
Standards Reference	CEI EN 60947-5-1, CSA C22-2 n.14
Approvals	CSA, IMQ (where specified), UL File E189258
Enclosure Material	Zn + Al + Mg alloy, chromium plated
Contacts Material	Gold plated silver
Protection Degree	IP 40 for GCX3151-24, GCX3151-120, GCX3153-24 and GCX3153-120. IP 65 for all others. (See Appendix of this catalog for explanation of IP ratings according to IEC 144 CEI 70-1.)
Temperature Ratings	Storage: -40° to 80°C (-40° to 176° F) Operating: -25° to +70°C (-13° to 158° F)
Working Positions	All working positions are allowed
Mechanical Life	Pushbuttons, selector switches, joy stick switches: 1,000,000 operations Mushroom pushbuttons: 300,000 operations

Electrical Specifications	
Rated Thermal Current (contact block)	A300, Q300 (Refer to page e25-51. for more information.)
Rated Insulation Voltage	Ui 660V according to CEI EN 60947-5-1, 300V according to CSA C22-2 n.14
Dielectric Strength	3KV (1 second)
Insulation Resistance	2MΩ min. (500VDC)
Initial Contact Resistance	≤25mΩ
Short-Circuit Protection*	Cartridge fuses gl 10 A-500V 10,3x38I 100 KA
Terminal Markings	According to CENELEC EN 50013
Connections	Single screw with non-loosening plate clamp, 14AWG max.
Contacts Operation	Self-cleaning types EN01 (N.C.) EN 10 (N.O.) slow action, positive opening
Operation Frequency	3600 operations per hour max.
Utilization Category	AC15 (Control of AC electromagnetic loads) 24 volts AC at 10 amps 130 volts AC at 6.5 amps DC13 (Control of DC electromagnetic loads) 24 volts DC at 1.5 amps 110 volts DC at 0.5 amps

*Note: Recommended, not supplied

22 mm Metal Pushbuttons

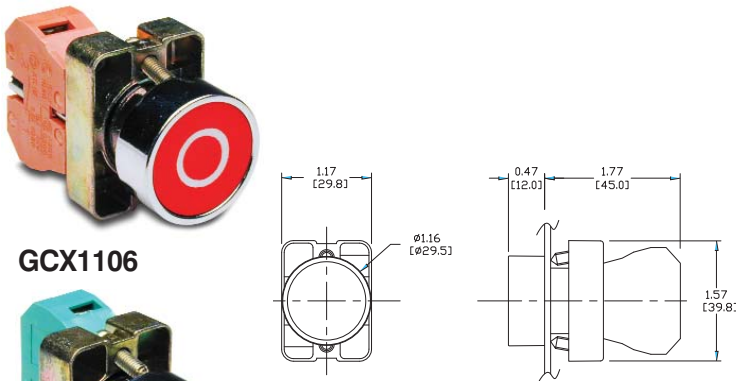
Momentary flush pushbuttons with protective metal ring (30 mm dia. actuator)



GCX1102

Part Number	Color	Description	Price
GCX1100	Black	One N.O. contact block, 30 mm dia. actuator, mounts in 22 mm hole	<--->
GCX1101	Red	One N.C. contact block, 30 mm dia. actuator, mounts in 22 mm hole	<--->
GCX1102	Green	One N.O. contact block, 30 mm dia. actuator, mounts in 22 mm hole	<--->
GCX1103	Yellow		<--->
GCX1104	Blue		<--->
GCX1105	White		<--->

Momentary Flush ON/OFF pushbuttons with protective metal ring (30 mm dia. actuator)

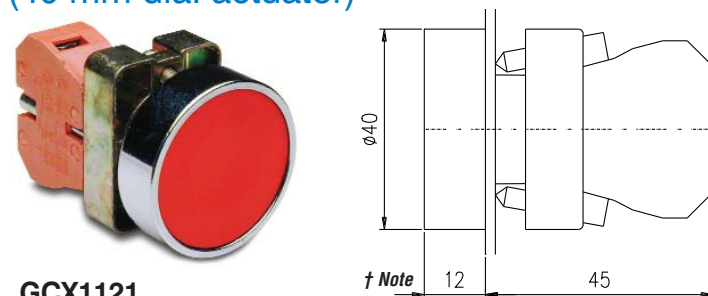


GCX1106

GCX1107

Part Number	Color	Description	Price
GCX1106	Red with "Off" symbol (O) on actuator	One N.C. contact block, 30 mm dia. actuator, mounts in 22 mm hole	<--->
GCX1107	Green with "On" symbol (I) on actuator	One N.O. contact block, 30 mm dia. actuator, mounts in 22 mm hole	<--->

Momentary Pushbuttons with protective metal ring (40 mm dia. actuator)



GCX1121

Part Number	Color	Description	Price
GCX1120	Black	One N.O. contact block, 40mm dia. actuator, mounts in 22 mm hole	<--->
GCX1121	Red	One N.C. contact block, 40mm dia. actuator, mounts in 22 mm hole	<--->
GCX1122	Green	One N.O. contact block, 40mm dia. actuator, mounts in 22 mm hole	<--->
GCX1123	Yellow		<--->
GCX1124	Blue		<--->
GCX1125	White		<--->

Protective silicone covers are not available for this pushbutton.

22 mm Metal Pushbuttons

Company Info.

PLCs

Field I/O

Software

C-more & other HMI

AC Drives

AC Motors

Power Transmiss.

Steppers/ Servos

Motor Controls

Proximity Sensors

Photo Sensors

Limit Switches

Encoders

Current Sensors

Pressure Sensors

Temp. Sensors

Pushbuttons/ Lights

Process

Relays/ Timers

Comm.

Terminal Blocks & Wiring

Power

Circuit Protection

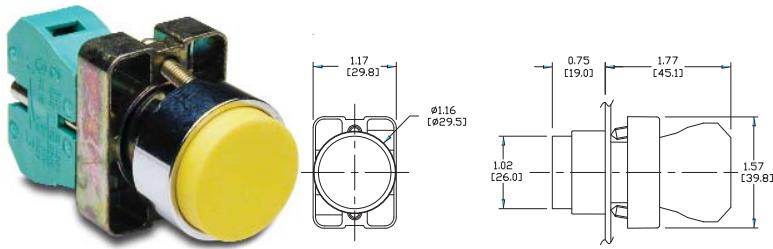
Enclosures

Tools

Appendix

Part Index

Momentary extended pushbuttons



Part Number	Color	Description	Price
GCX1110	Black	One N.O. contact block, extended 30 mm dia. actuator, mounts in 22 mm hole	<--->
GCX1111	Red	One N.C. contact block, extended 30 mm dia. actuator, mounts in 22 mm hole	<--->
GCX1112	Green	One N.O. contact block, extended 30 mm dia. actuator, mounts in 22 mm hole	<--->
GCX1113	Yellow		<--->
GCX1114	Blue		<--->
GCX1115	White		<--->

GCX1113


Double-headed momentary pushbuttons

Part Number	Double-headed Momentary Pushbuttons Description	Price
GCX1150	Double-headed for on/off control. One N.O. and one N.C. contact block, fits in 22 mm dia. hole, without symbols	<--->
GCX1151-24	24VDC/VAC double-headed with indicator, faces without symbols. One N.O. and one N.C. contact block, fits in 22 mm dia. hole	<--->
GCX1151-120	120VDC/VAC double-headed with indicator, faces without symbols. One N.O. and one N.C. contact block, fits in 22 mm dia. hole	<--->
GCX1152	Double-headed for on/off control. One N.O. and one N.C. contact block, fits in 22 mm dia. hole. With ON(I) and OFF (O) symbols	<--->
GCX1153-24*	24VDC/VAC double-headed with indicator, with ON (1) and OFF (0) symbols. One N.O. and one N.C. contact block	<--->
GCX1153-120*	120VDC/VAC double-headed with indicator, with ON (1) and OFF (0) symbols. One N.O. and one N.C. contact block	<--->

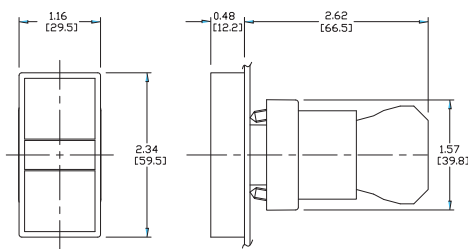
* Note: Lamp data on page e24-41



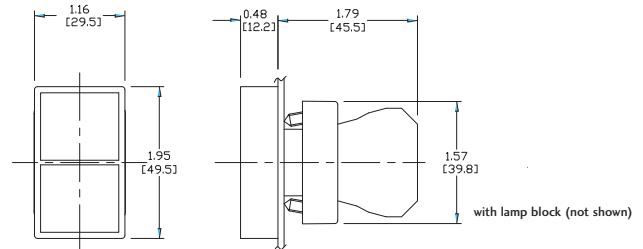
GCX1152 (with on/off symbols)



GCX1151-24



GCX1150, GCX1152 models




GCX1151-24, GCX1153-24, GCX1151-120, GCX1153-120 models

Note: You will find our extensive line of accessories on pages e25-41 to e25-43.

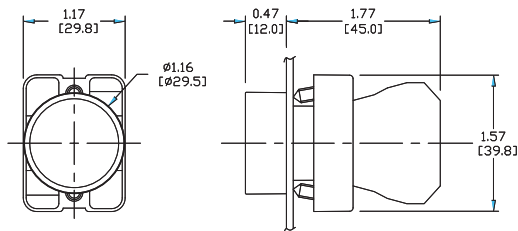
Note: All dimensions are in inches [millimeters]

22 mm Metal Pushbuttons without Contact Block

Momentary flush pushbutton operator (without contact block) (30 mm dia. actuator)



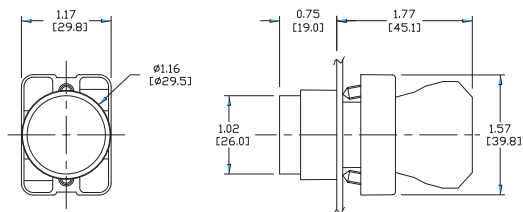
GCX1101-SC



NOTE: Contact block sold separately

Part Number	Color	Description	Price
GCX1100-SC	Black	22 mm metal pushbutton operator, flush, includes 30 mm dia. operator and support base ONLY. Contact blocks sold separately, mounts in 22 mm hole.	<--->
GCX1101-SC	Red	22 mm metal pushbutton operator, flush, includes 30 mm dia. operator and support base ONLY. Contact blocks sold separately, mounts in 22 mm hole.	<--->
GCX1102-SC	Green	22 mm metal pushbutton operator, flush, includes 30 mm dia. operator and support base ONLY. Contact blocks sold separately, mounts in 22 mm hole.	<--->

Momentary extended pushbutton operator (without contact block) (30 mm dia. actuator)



NOTE: Contact block sold separately

Part Number	Color	Description	Price
GCX1110-SC	Black	22 mm metal pushbutton operator, extended, includes 30 mm dia. operator and support base ONLY. Contact block sold separately, mounts in 22 mm hole	<--->
GCX1111-SC	Red	22 mm metal pushbutton operator, extended, includes 30 mm dia. operator and support base ONLY. Contact block sold separately, mounts in 22 mm hole	<--->
GCX1112-SC	Green	22 mm metal pushbutton operator, extended, includes 30 mm dia. operator and support base ONLY. Contact block sold separately, mounts in 22 mm hole	<--->

Contact blocks are available for these products.



ECX1040-2

ECX1030-2

Note: Find our extensive line of accessories on pages e25-41 to e25-43.

Note: All dimensions are in inches [millimeters].