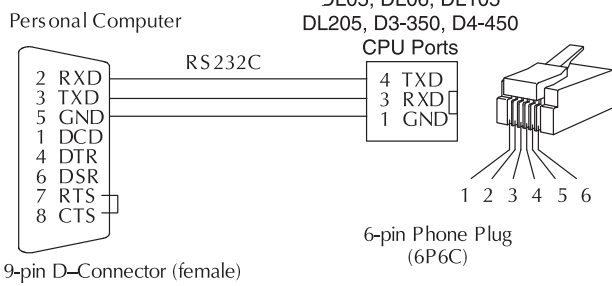


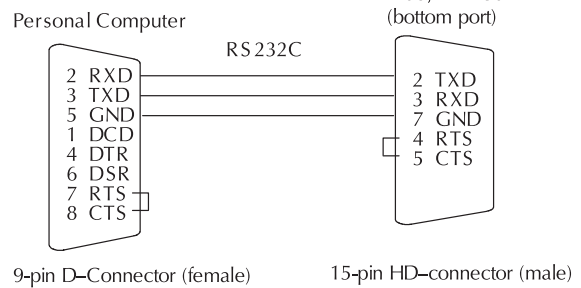
# DirectLOGIC PLC Programming Cables

Pin labeling conforms to IBM DTE and DCE standards

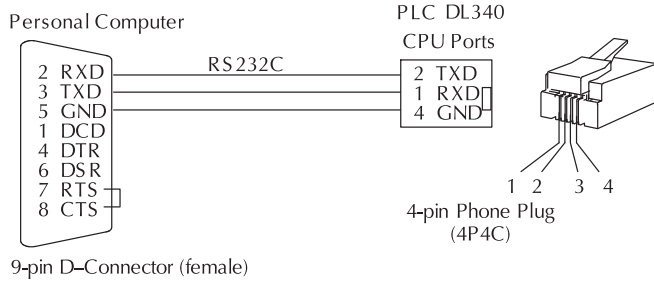
## D2-DSCBL <--->



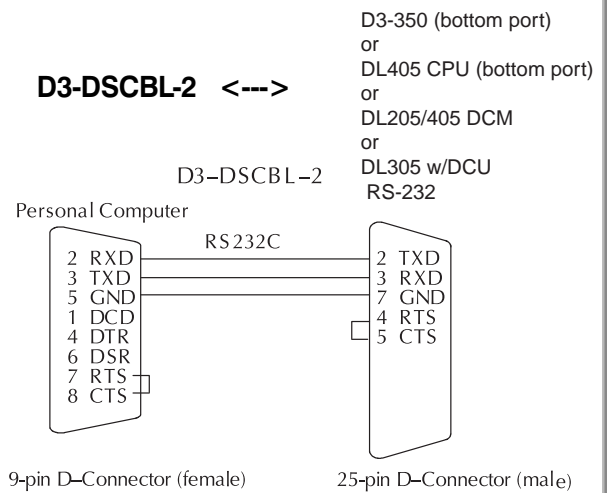
## D2-DSCBL-1 <--->



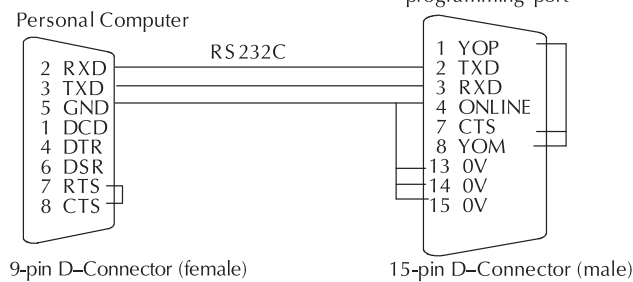
## D3-DSCBL-1 <--->



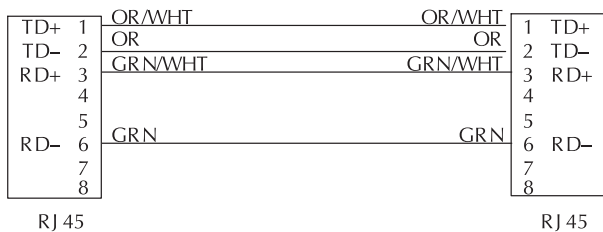
## D3-DSCBL-2 <--->



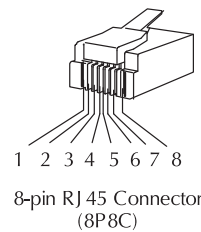
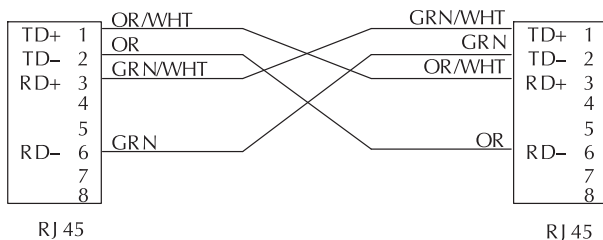
## D4-DSCBL <--->



## Straight-through Patch Cable (Ethernet)



## Crossover Cable (Ethernet)



All Ethernet and ECOM patch cables should be Category 5, UTP Cable. The diagram illustrates the appropriate wire position in the RJ 45 connector.



Company Information

Systems Overview

Programmable Controllers

Field I/O

Software

C-more & other HMI

Drives

Soft Starters

Motors & Gearbox

Steppers/Servos

Motor Controls

Proximity Sensors

Photo Sensors

Limit Switches

Encoders

Current Sensors

Pressure Sensors

Temperature Sensors

Pushbuttons/Lights

Process

Relays/Timers

Comm.

Terminal Blocks & Wiring

Power

Circuit Protection

Enclosures

Tools

Pneumatics

Safety

Appendix

Product Index

Part # Index