

Enclosure Subpanels

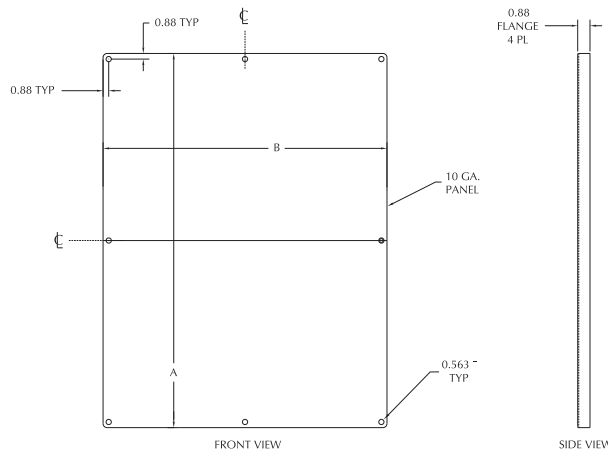


Subpanels for two-door floor mount enclosures

- Steel subpanels are fabricated from 10 gauge carbon steel
- Subpanels are painted white polyester powder
- Subpanels are used in NEMA 12 two-door floor mount enclosures and some two-door wall mount enclosures



Enclosure Shipping Schedule		
Same day	1 - 7 days	1 -10 days
Color indicates shipping lead time in business days		



Part Number	Price	Enclosure Size HxW	Subpanel Size AxB
NPDD4242	<--->	42x42 (1067x1067)	39x39 (991x991)
NPDD4260	<--->	42x60 (1067x1527)	38x56 (965x1422)
NPDD4842	<--->	48x42 (1219x1067)	45x39 (1143x991)
NPDD4848	<--->	48x48 (1219x1219)	44x44 (1118x1118)
NPDD5442	<--->	54x42 (1375x1067)	50x38 (1270x965)
NPDD6048	<--->	60x48 (1524x1219)	44x56 (1118x1422)
NPDD6060	<--->	60x60 (1524x1524)	56x56 (1422x1422)
NPDD7260	<--->	72x60 (1829x1524)	56x68 (1422x1727)
NPDD7272	<--->	72x72 (1829x1829)	68x68 (1727x1727)

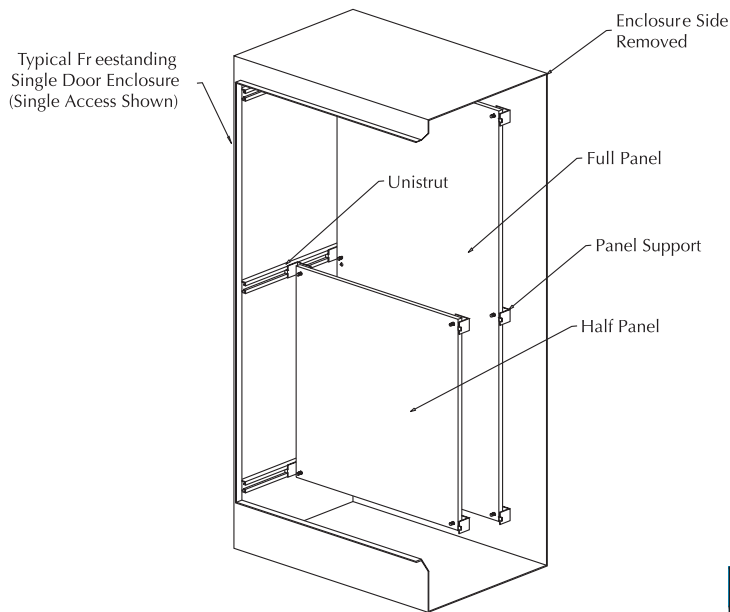
Note: Dimensions in inches (millimeters); letters in table correspond to letters on dimensional drawing.

Accessory center panel supports for freestanding enclosures

Center Panel Supports		
Part Number	Price	Description
WA60FSCPS	<--->	Center panel support for 60" high enclosures. Allows two single-wide subpanels (including swing-out panels and rack mount frames) to be mounted in a two-door enclosure.
WA72FSCPS	<--->	Center panel support for 72" high enclosures. Allows two single-wide subpanels (including swing-out panels and rack mount frames) to be mounted in a two-door enclosure.
WA90FSCPS	<--->	Center panel support for 90" high enclosures. Allows two single-wide subpanels (including swing-out panels and rack mount frames) to be mounted in a two-door enclosure.

Clamp Nuts		
Part Number	Price	Description
WAPS1420CN	<--->	1/4 - 20 Clamp nut for unistrut
WAPS3816CN	<--->	3/8 - 16 Clamp nut for unistrut

WA-F1/F2 Panels for Single-Door Freestanding Enclosures



Description

- Panels for single-door single-access and single-door dual-access, freestanding NEMA 12, and freestanding NEMA 4 enclosures
- Fashioned of 10 or 12 gauge steel; can be positioned anywhere along horizontal depth-wise mounting channels
- Half-length panels can be located in the upper or lower portion of the enclosure
- Mounting hardware is furnished with each panel
- Painted with a white polyester powder
- May be used in two-door enclosures along with other freestanding accessories

Enclosure Shipping Schedule

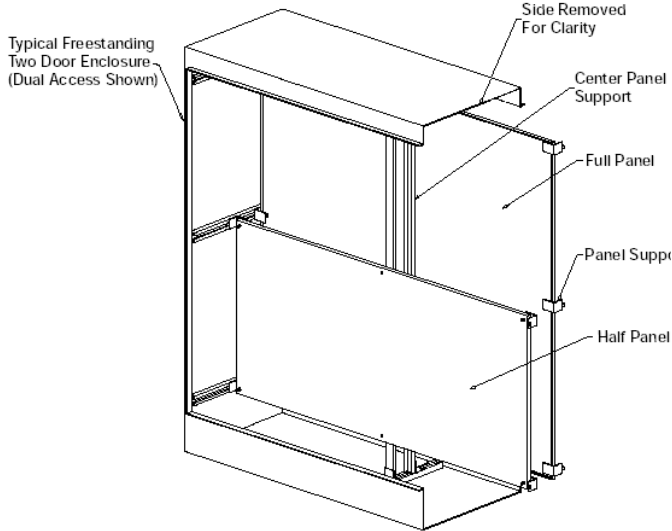
Same day	1 - 7 days	1 -10 days
----------	------------	------------

Color indicates shipping lead time in business days.

Panel Part Number	Price	Steel Gauge	Panel Size AxB	Subpanel Type
WA60P24F1	<--->	12	48x20 (1219x508)	Full
WA60P24F2	<--->	10	24.88x20 (632x508)	Half
WA60P36F1	<--->	12	48x32 (1219x813)	Full
WA60P36F2	<--->	12	24.88x32 (632x813)	Half
WA72P24F1	<--->	12	60x20 (1524x508)	Full
WA72P24F2	<--->	12	30.88x20 (784x508)	Half
WA72P30F1	<--->	12	60x26 (1524x660)	Full
WA72P30F2	<--->	10	30.88x26 (784x660)	Half
WA72P36F1	<--->	12	60x32 (1524x813)	Full
WA72P36F2	<--->	12	30.88x32 (784x813)	Half
WA90P24F1	<--->	12	78x20 (1981x508)	Full
WA90P24F2	<--->	10	39.88x20 (1013x508)	Half
WA90P36F1	<--->	12	78x32 (1981x813)	Full
WA90P36F2	<--->	10	39.88x32 (1013x813)	Half

Note: Dimensions in inches (millimeters). If used in a two-door enclosure, a center panel support must be ordered. Suffix F1 -full panel, F2 - half panel

WA-F1/F2 Panels for Two-door Freestanding Enclosures



Description

- Panels for two-door single-access and two-door dual-access, freestanding NEMA 12 enclosures
- Manufactured of 10 gauge steel and can be positioned anywhere along horizontal depth-wise mounting channels
- Half-length panels can be located in the upper or lower portion of the enclosure
- Mounting hardware is furnished with each panel
- Painted with a white polyester powder

Enclosure Shipping Schedule		
Same day	1 - 7 days	1 -10 days

Color indicates shipping lead time in business days.

Panel Part Number	Price	Steel Gauge	Panel Size AxB	Subpanel Type
WA60P48F1	<-->	10	48x44 (1219x1118)	Full
WA60P48F2	<-->	10	24.88x44 (632x1118)	Half
WA72P48F1	<-->	10	60x44 (1524x1118)	Full
WA72P48F2	<-->	10	30.88x44 (784x1118)	Half
WA72P60F1	<-->	10	60x56 (1524x1422)	Full
WA72P60F2	<-->	10	30.88x56 (784x1422)	Half
WA72P72F1	<-->	10	68x68 (1727x1727)	Full
WA72P72F2	<-->	10	34x68 (863.5x1727)	Half
WA90P48F1	<-->	10	78x44 (1981x1118)	Full
WA90P48F2	<-->	10	39.88x44 (1013x1118)	Half
WA90P72F1	<-->	10	78x68 (1981x1727)	Full
WA90P72F2	<-->	10	39.88x68 (1013x1727)	Half

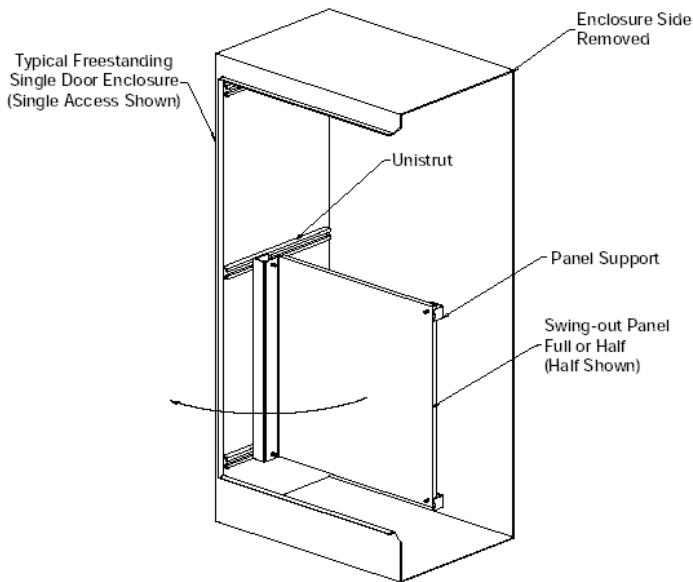
Note: Dimensions in inches (millimeters). Note: Suffix F1 = full panel, F2 = half panel

Important note: Center panel support is supplied with a regular two-door enclosure panel. This support is used only as a brace. It is not intended to be used as a support for single-door subpanels, relay racks, etc. Use WA_FSCPS panel supports for this purpose.

WASP-F3/F4 Series Accessory Swing-Out Panels For Freestanding Enclosures

Description

- Panels for freestanding NEMA 12 enclosures and free standing NEMA 4 enclosures
- Full-length and half-length swing-out panels are available
- Half-length panels can be located in the upper or lower portion of the enclosure
- Mounting can be on either side of the enclosure
- Painted with a white polyester powder
- May be used in two-door enclosures along with other freestanding accessories
- Fabricated from 12 gauge steel
- Mounting hardware is furnished with each panel



Enclosure Shipping Schedule

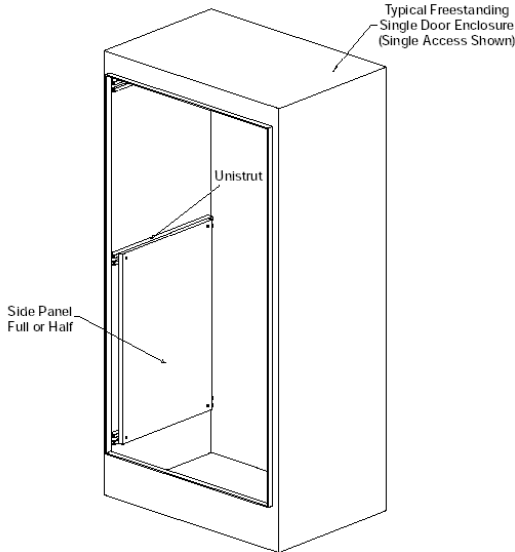
Same day	1 - 7 days	1 -10 days
----------	------------	------------

Color indicates shipping lead time in business days.

Panel Part Number	Price	Steel Gauge	Panel Size AxB	Subpanel Type
WA60SP24F3	<-->	12	48x19 (1219x483)	Full
WA60SP24F4	<-->	12	24.88x19 (632x483)	Half
WA60SP36F3	<-->	12	48x31 (1219x787)	Full
WA60SP36F4	<-->	12	24.88x31 (632x787)	Half
WA72SP24F3	<-->	12	60x19(1524x483)	Full
WA72SP24F4	<-->	12	30.88x19 (784x483)	Half
WA72SP30F3	<-->	12	60x25 (1524x635)	Full
WA72SP30F4	<-->	12	30.88x25 (784x635)	Half
WA72SP36F3	<-->	12	60x31 (1524x787)	Full
WA72SP36F4	<-->	12	30.88x31 (784x787)	Half
WA90SP36F3	<-->	12	78x31 (1981x787)	Full
WA90SP36F4	<-->	12	39.88x31 (1013x787)	Half

Note: Dimensions in inches (millimeters). Note 1: If used in a two-door enclosure, a center panel support must be ordered. Note 2: Suffix F3 =full panel, F4 =half panel

WA-SMP Series Side-Mount Panels for Freestanding Enclosures



Description

- Panels for freestanding NEMA 4 and freestanding NEMA 12 enclosures
- Panels are fabricated from 12 gauge steel
- They provide extra mounting space on the sides of the enclosure
- Mounting hardware is furnished with each panel
- Panels are painted with a white polyester powder
- Panels attach securely to mounting channels

Panel Part Number	Price	Steel Gauge	Panel Size AxB
WA60SMP14	<-->	12	48x14 (1219x356)
WA72SMP14	<-->	12	60x14 (1524x356)
WA72SMP20	<-->	12	60x20 (1524x508)
WA90SMP14	<-->	12	78x14 (1981x356)
WA90SMP20	<-->	12	78x20 (1981x508)

Note: Dimensions in inches (millimeters)

WA-SOF Series Accessory Swing-Out Racks For Freestanding Enclosures

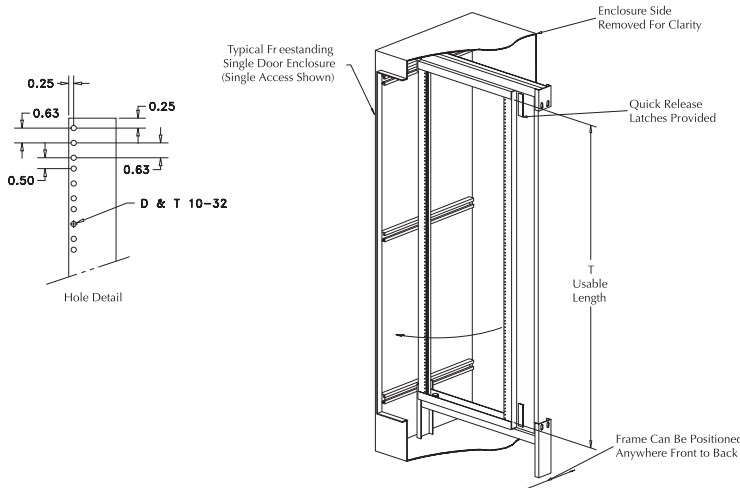
Enclosure Shipping Schedule		
Same day	1 - 7 days	1 -10 days

Color indicates shipping lead time in business days.

Description

Fabricated from 10-gauge steel, these swing-out rack mounting frames are available for mounting rack mounting equipment. Mounting holes are tapped with #10-32 threads spaced per E.I.A. standard.

Panels are painted with a white polyester powder



Frame P/N	Price	Rack Size	Fits Enclosure HxW	Usable Angle Length "T"
WA7230SOF19	<-->	19 (483)	72x30 (1829x762)	57.88 (1470)
WA7236SOF19	<-->	19 (483)	72x36 (1829x914)	57.88 (1470)
WA9036SOF19	<-->	19 (483)	90x36 (2286x914)	75.38 (1915)

Note: Dimensions in inches (millimeters) Note: If used in a two-door enclosure, a center panel support must be ordered.