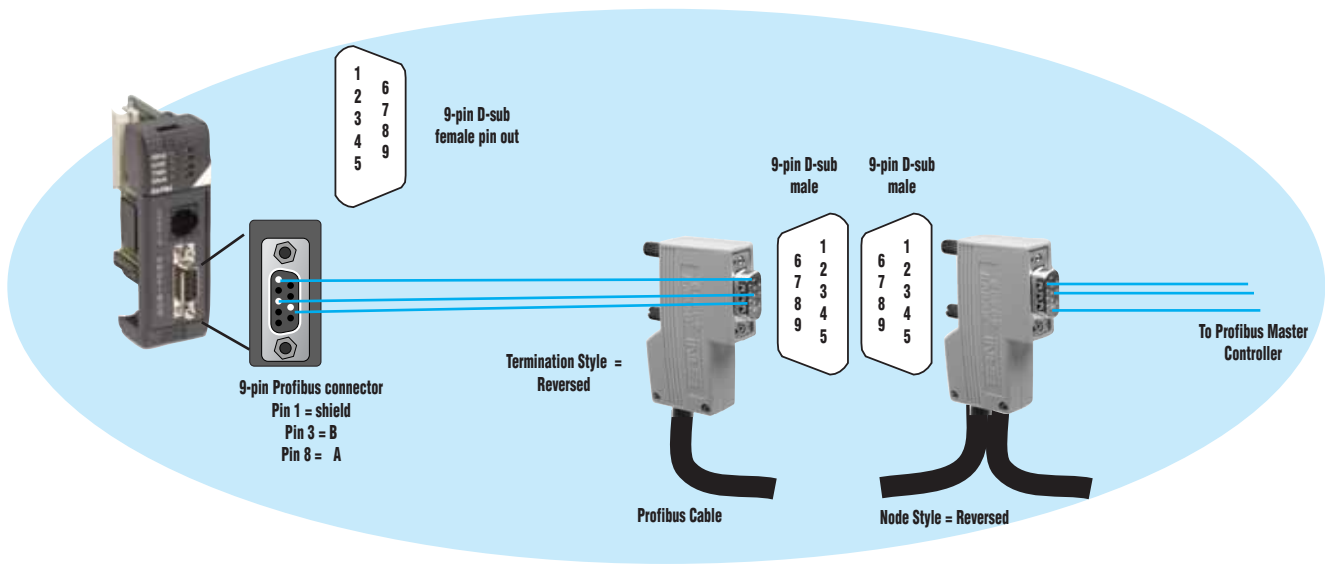


PROFIBUS Slave Base Controller

Baud	Max. Segment Length		Max. Expansion	
	Feet	Meters	Feet	Meters
9.6 Kbps	3278	1,000	3,2786	1,0000
19.2 Kbps	3278	1,000	3,2786	1,0000
93.75 Kbps	3278	1,000	3,2786	1,0000
187.5 Kbps	3278	1,000	3,2786	1,0000
500 Kbps	1311	400	1,3114	4,000
1.5 Mbps	655	200	6,557	2,000
3 Mbps	327	100	3,270	1,000
6 Mbps	327	100	3,270	1,000
12 Mbps	327	100	3,270	1,000

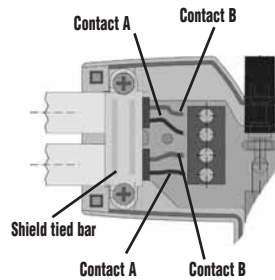
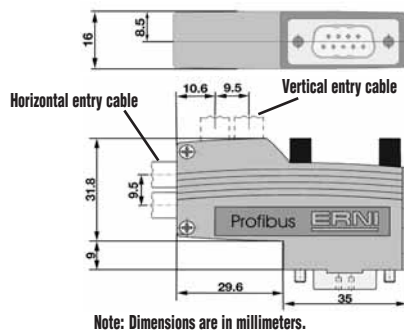
Recommended Cables	
Siemens	6XV1 830 0AH10
Belden	3079A



ERNI ERbic connectors for Profibus networks

ERNI ERbic connectors are available for the Profibus Base Controller. They are available in node and termination reversed styles for DL205 and PC connections, horizontal or vertical cable entry, and termination or daisy-chain configurations.

ERNI ERbic connectors		
Part No.	Description	Device
104577	Profibus-certified reverse node horizontal connector. 9-pin Male D-Sub	H2-PBC or any Profibus ISA/PCI Personal Computer Master/Slave Card
104322	Profibus-certified reversed termination horizontal connector. 9-pin Male D-Sub	H2-PBC or any Profibus ISA/PCI Personal Computer Master/Slave Card



- PLC Overview
- DL05/06 PLC
- DL105 PLC
- DL205 PLC**
- DL305 PLC
- DL405 PLC
- Field I/O
- Software
- C-more HMIs
- Other HMI
- AC Drives
- Motors
- Steppers/Servos
- Motor Controls
- Proximity Sensors
- Photo Sensors
- Limit Switches
- Encoders
- Current Sensors
- Pushbuttons/Lights
- Process
- Relays/Timers
- Comm.
- TB's & Wiring
- Power
- Circuit Protection
- Enclosures
- Appendix
- Part Index