

GS/DURAPULSE Accessories – Ethernet Interface

Overview

The GS-EDRV Ethernet interface provides a high-performance Ethernet link between a control system and any GS or *DURAPULSE* AC drive. The GS-EDRV processes signals to and from the drive, mounts on a DIN rail, and connects the drive to an Ethernet hub or PC. It formats signals to conform with the Ethernet standard to the H2-ERM or H4-ERM, *KEPDirect* EBC I/O server (as shown on the following page), or independent controller with a Modbus TCP/IP driver. This allows for greater connectivity to many control system architectures.

An additional feature is the built-in web server which allows users to configure and control the drive from any web browser via the IP address of the GS-EDRV card.

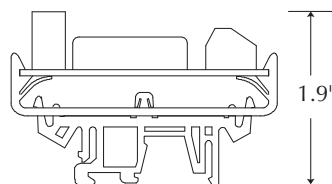
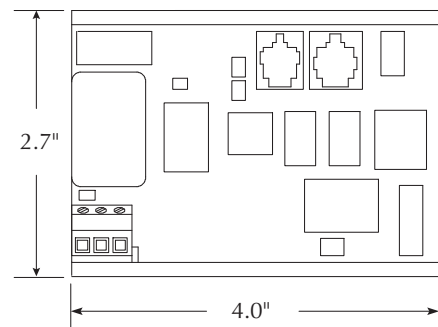
Note: The GS-EDRV requires an external 24 VDC power supply.

Automatic power shut-down

The GS series drives have a provision for shutting down control or power to the inverter in the event of a communications time-out. This function can be set up through the drive parameter group 9.

Specifications	
Part Number	GS-EDRV
Price	<--->
Input Voltage	10-33 VDC
Input Current	90-135 mA
<i>Can be used with all series GS/DURAPULSE AC drives</i>	

Dimensions




units: inches



D2-260 with H2-ERM

GS-EDRV works with GS1, GS2, and GS3/*DURAPULSE* drives.

GS-EDRV



E-SW05U

GS-EDRV




DURAPULSE Drive



DURAPULSE Drive

Dip Switches

Communication Ports



LED Indicators

- Power Terminals
- Chassis or system ground connection
- Negative connection (-) or 0VDC
- Positive connection (+) or +24 VDC