

NEMA 4 Single-Door Wall Mount Right-Flanged Disconnect SN4 Series



SN4 Series

Applications

Designed to house the following:

- **Allen-Bradley** Bulletin 1494V disconnect switches with flange-mounted variable depth operating mechanisms and Bulletin 1494V flange-mounted variable depth operating mechanisms for circuit breakers *Allen-Bradley Bulletin 1494V-R1, -R2, and -W2 operating handles and Allen-Bradley Bulletin 1494F disconnect devices or Bulletin 1494D circuit breaker operators will not fit these enclosures.*
- **ABB Controls** flange-mounted variable depth operating mechanisms for disconnect switches and circuit breakers
- **Cutler-Hammer/Westinghouse** Type C361 flange-mounted variable depth operating mechanisms with disconnect switches and Type C371 flange-mounted variable depth operating mechanisms for circuit breakers

- **General Electric** Type STDA flange handles and variable depth operating mechanisms for disconnect switches and circuit breakers; also Spectra Flex™ cable operators for circuit breakers
- **I-T-E Max-Flex™** flange-mounted variable depth operating handles for circuit breakers
- **Square D** Class 9422 disconnect switches with flange-mounted variable depth operating mechanisms or cable mechanism and Class 9422 flange-mounted variable depth operating mechanisms or cable mechanism for circuit breakers
Bulletin A19 enclosures will not accept Square D Class 9422 bracket-mounted disconnect devices, 9422TG1, or TG2 devices.

- Bracket welded to door for attaching disconnect interlock door catch
- Holes in body for mounting disconnect operating handle and operating mechanism. These enclosures are designed to operate properly without the use of door hardware
- Print pocket

Finish

- ANSI 61 gray polyester powder inside and out over phosphatized surfaces
- Optional subpanels are white polyester powder over phosphatized surface

Listings

- UL 508, Types 4, 12, & 13, UL File E64791
- CSA Certified, Types 4 & 12, CSA File LL66078
- NEMA/EEMAC Types 3, 4, 12, & 13
- JIC EL-1-71



Construction

- 14 gauge steel bodies and doors
- Plasma welded seams
- Rolled lip around all sides of opening keeps out liquids and contaminants
- Stainless steel exterior hardware
- Stainless steel door clamps around three sides of doors for a watertight seal; no additional door hardware required
- Body and door stiffeners provided in larger enclosures for extra rigidity
- Remove doors easily by pulling continuous hinge pin
- Polyurethane poured-in-place gasket
- External mounting feet.
- Collar studs for mounting optional subpanel
- Grounding provisions provided

Note:

- Disconnect switch or circuit breakers, operating handle, operating mechanism, and door hardware must be ordered separately.
- **Operator adapter plates are not required with this enclosure series.**
- Make sure the disconnect device you are using will fit the enclosure size you choose.

Enclosure Shipping Schedule

Same day	1 - 7 days	1 - 10 days	15 days
----------	------------	-------------	---------

Color indicates shipping lead time in business days.

Part Number	Price	Box/Door Gauge	Enclosure Size HxWxD	Subpanel Part Number	Price	Subpanel Size AxB	Stiffener	
							Door	Body
SN4242108	<--->	14/14	24x21x8 (610x543x207)	NP2420	<--->	21x17 (533x432)	No	No
SN4242508	<--->	14/14	24x25x8 (610x645x207)	NP2424	<--->	21x21 (533x533)	No	No
SN4302508	<--->	14/14	30x25x8 (762x645x207)	NP3024	<--->	27x21 (686x533)	No	No
SN4363108	<--->	14/14	36x31x8 (914x797x207)	NP3630	<--->	33x27 (838x686)	No	Yes
SN4423112	<--->	14/14	42x31x12 (1067x949x308)	NP4230	<--->	39x27 (991x686)	Yes	Yes
SN4423712	<--->	14/14	42x37x12 (1067x949x308)	NP4236	<--->	39x33 (991x838)	Yes	Yes
SN4483712 **	<--->	14/14	48x37x12 (1219x949x308)	NP4836	<--->	45x33 (1143x838)	Yes	Yes
SN4603712 **	<--->	14/14	60x37x12 (1524x949x308)	NP6036	<--->	57x33 (1448x838)	Yes	Yes

Note: Subpanels must be ordered separately. Dimensions in inches (millimeters). **These enclosures have a closed-cell neoprene gasket, not poured-in-place.

Enclosures Subpanels



Subpanels for NEMA 4 and 12 wall mount enclosures (N412xxxxxC and N412xxxxxSSC only)

- 12 gauge steel
- Subpanels with dimensions 30" x 30" are flanged on all sides. Smaller subpanels are flanged on two sides
- Subpanels are painted white polyester powder

Panels listed fit the following enclosures:

- NEMA 4/12 single door wall mount
- NEMA 4/12 stainless steel single door wall mount

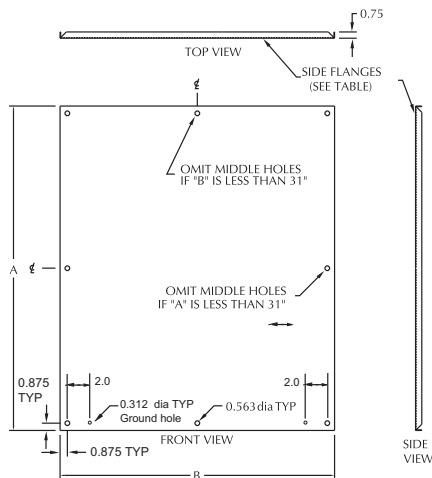
NOTE: NPxxxC subpanels will not fit in older NEMA 4/12 enclosures (purchased prior to 3-23-05) that do not have a C suffix. For example: Subpanel NP1212C will not fit enclosures N412121206 or N412121206SS.



Enclosure Shipping Schedule		
Same day	1 - 7 days	1 - 10 days
Color indicates shipping lead time in business days		

Part Number	Price	NEMA 4/12 with C Suffix Enclosure Size, HxW	Subpanel Size AxB
NP1212C	<--->	12x12 (305x305)	10.2x10.2 (259x259)
NP1612C	<--->	16x12 (406x305)	14.2x10.2 (361x259)
NP1616C	<--->	16x16 (406x406)	14.2x14.2 (361x361)
NP2016C	<--->	20x16 (508x406)	18.2x14.2 (462x361)
NP2020C	<--->	20x20 (508x508)	18.2x18.2 (462x462)
NP2416C	<--->	24x16 (610x406)	22.2x14.2 (564x361)
NP2420C	<--->	24x20 (610x508)	22.2x18.2 (564x462)
NP2424C	<--->	24x24 (610x610)	22.2x22.2 (564x564)
NP3020C	<--->	30x20 (762x508)	28.2x18.2 (716x462)
NP3024C	<--->	30x24 (762x610)	28.2x22.2 (716x564)
NP3030C	<--->	30x30 (762x762)	28.2x28.2 (716x716)
NP3624C	<--->	36x24 (914x610)	34.2x22.2 (869x564)
NP3630C	<--->	36x30 (914x762)	34.2x28.2 (869x716)
NP3636C	<--->	36x36 (914x914)	34.2x34.2 (869x869)
NP4024C	<--->	40x24 (1016x610)	38.2x22.2 (970x564)
NP4230C	<--->	42x32x12 (1067x813x305)	40.2x28.2 (1021x716)
NP4236C	<--->	42x36 (1067x914)	40.2x34.2 (1021x869)
NP4824C	<--->	48x24 (1219x610)	46.2x22.2 (1173x564)
NP4836C	<--->	48x36 (1219x914)	46.2x34.2 (1173x869)
NP6036C	<--->	60.12x36 (1527x914)	58.2x34.2 (1478x869)


Note: Dimensions in inches (millimeters); letters in table correspond to letters on dimensional drawing.



Adapter Plates for Disconnect Enclosures

OPERATOR ADAPTER PLATES

- Used on all Wiegmann disconnect enclosures with universal flange cutouts
- An operator adapter plate is required to install a disconnect in all Wiegmann WA series enclosures with a universal cutout.
- Operator adapters include an adapter plate and additional parts used to interlock the master door with the disconnect operating mechanism. Panel drilling and installation instructions are furnished with each adapter.
- Each brand and type of disconnect requires a different operator adapter. It is important to select the proper operator adapter and enclosure for the disconnect that you have selected.



Operator Adapter Plates		
Part Number	Price	Type of Operator Adapter
WA21ABA	<-->	Allen-Bradley 1494F and 1494D
WA21ABVA	<-->	Allen-Bradley 1494V
WA21CHVA	<-->	Cutler-Hammer C361, C371 and C371 Flex Shaft™ AutomationDirect.com: F0S03C, F1S03/6C, F3S03C, F4S04C
WA21CHVA	<-->	ABB Controls
WA21FUFA	<-->	Fuji Electric BW9F
WA21GETDA	<-->	General Electric STDA
WA21ITE	<-->	I-T-E Max-Flex™
WA21SDA	<-->	Square D Class 9422, (variable depth and cable mechanism)
WA21WHA	<-->	Cutler Hammer/Westinghouse SM

BLANK ADAPTER PLATES

- These adapter plates are used to cover flange cutouts in disconnect enclosures when disconnects are not installed. This greatly increases the versatility of the disconnect enclosures, enabling them to also be used as regular Type 12 enclosures.
- Wiegmann blank adapter plates are made from heavy gauge steel, with oil-resistant gasket to maintain the dust-tight and oil-tight qualities of the enclosure.
- All blank adapter plates are painted ANSI 61 gray polyester powder.
- All necessary mounting hardware and instructions are included.



Blank Adapter Plates		
Part Number	Price	Type of Operator Adapter
WA21BAP	<-->	Blank adapter for WA enclosures (hardware included)
WA22BAP	<-->	Blank adapter for ABN12 enclosures (hardware included)
WA3456BAP	<-->	Blank adapter for SDN12, SN4 and SSN4X enclosures (hardware included)

Enclosure Shipping Schedule			
Same day	1 - 7 days	1 -10 days	15 days
Color indicates shipping lead time in business days.			

Enclosure Accessories



JIC and NEMA swing-out panel kits

- Designed to allow mounting of switches, pilot lights and other components near the front of the enclosure for easy access or meter reading
- These kits consist of heavy-gauge brackets and hinges, which are easily installed by drilling small holes in the sides of the enclosure and bolting the bracket in place

- Sealed washers are also furnished to ensure that the enclosure will meet the original NEMA rating after installation.
- These kits are designed for use with standard Wiegmann JIC and NEMA panels.

Part Number	Price	Description
WAJCDFK	<--->	JIC kit
WANADFK	<--->	NEMA kit

Note: Panels must be ordered separately from enclosure.

Touch-up paint



Part Number: **WAGSE**

Price: <--->

ANSI-61 gray satin enamel in 12 oz. spray can. Use on existing enclosure and subpanel finishes.

Mounting feet

Part Number: **N412MFK**

Price: <--->

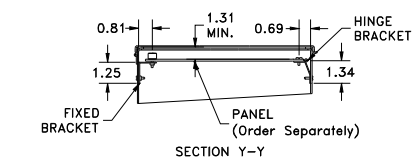
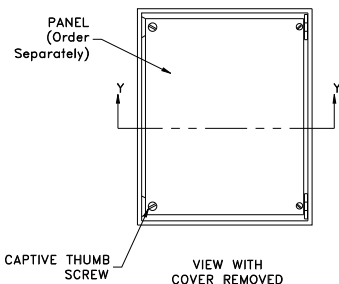
Part Number: **N412MFKSS**

Price: <--->

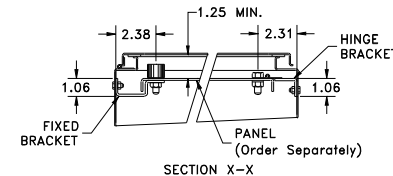
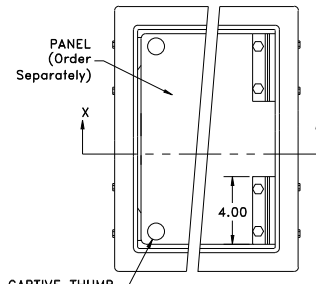
- N412MFK contains four steel external mounting feet
- N412MFKSS contains four stainless steel external mounting feet
- Sealing washers are provided with each kit to maintain NEMA 4 or 12 rating after installation
- N412MFK has a plated finish



WAJCDFK



WANADFK



Print pockets

Print Pockets		
Part Number	Price	Description
WAPPL0606	<--->	6"x6" plastic print pocket can be placed anywhere within enclosure using 2-way adhesive tape flanges. Color: white
WAPPL0810	<--->	8"x10" plastic print pocket can be placed anywhere within enclosure using 2-way adhesive tape flanges. Color: white

Enclosure Shipping Schedule

Same day	1 - 7 days	1 -10 days
----------	------------	------------

Color indicates shipping lead time in business days.

Enclosure Accessories



Enclosures for Electrical/Electronic Equipment

Hole seals



Designed to seal extra pushbutton holes, conduit openings, and knockout openings from dirt, dust, oil and water.

Has quick wing nut and oil-resistant gasket. Steel hole seals are finished with ANSI-61 gray polyester powder. Stainless steel hole seals have a grained finish.

Casters

- Casters can be used on any enclosure to provide mobility
- Caster kit includes two swivel casters and two stationary casters, along with all necessary hardware
- Zinc-plated steel



Panel supports

- Provide additional support for panels on which heavy instruments are mounted
- Adjustable so the weight of the panel is partially supported by the bottom of the enclosure
- White polyester powder finish



Part No: Steel Hole Seals	Price	Part No: Stainless Steel Hole Seals	Price	Description	Hole Diameter
WAS050	<--->	WAS050SS	<--->	1/2 inch conduit holes	0.87 (22)
WAS075	<--->	WAS075SS	<--->	3/4 inch conduit holes	1.14 (29)
WAS100	<--->	WAS100SS	<--->	1 inch conduit holes	1.38 (35)
WAS125	<--->	WAS125SS	<--->	1-1/4 inch conduit holes	1.61 (41)
WAS150	<--->	WAS150SS	<--->	1-1/2 inch conduit holes	2.00 (51)
WAS200	<--->	WAS200SS	<--->	2 inch conduit holes	2.52 (64)
WAS250	<--->	-	<--->	2-1/2 inch conduit holes	3.00 (76)
WAS300	<--->	-	<--->	3 inch conduit holes	3.62 (92)
WAS350	<--->	-	<--->	3-1/2 inch conduit holes	4.13 (105)
WAS400	<--->	-	<--->	4 inch conduit holes	4.64 (118)
WASPB	<--->	WASPBSS	<--->	Standard oil tight pushbutton holes	1.18 (30)
WASPBG	<--->	WASPBGSS	<--->	Miniature oil tight pushbutton holes	0.87 (22)

Note: Dimensions in inches (millimeters)

Caster Kit Part No.	Price	Description
WC10C	<--->	Set of 4 casters, 2 mounting plates and hardware for WC10 consoles
WC12C	<--->	Set of 4 casters, 2 mounting plates and hardware for WC12 consoles

Enclosure Shipping Schedule		
Same day	1 - 7 days	1 -10 days
Color indicates shipping lead time in business days.		

Panel Support Part No.	Price	Description
WAPS03	<--->	Two panel supports for 1-door and 2-door enclosures where distance from bottom of panel to bottom of enclosure is less than 2-1/4 inches
WAPS09	<--->	Two panel supports for freestanding enclosures where distance from bottom of panel to bottom of enclosure is between 2-7/8 inches and 8-1/2 inches