

# PBSS Series 30.5 mm Pushbutton Stainless Steel Wall Mount



## Application

Designed to hold standard 30.5mm push-buttons, switches, and pilot lights. Provides protection from dirt, dust, oil and water. Also used in areas where serious corrosion problems exist.

- External mounting plate on top and bottom of enclosure
- Grounding provisions provided
- PBSS Enclosures 9.50" x 6.25" x 3.00" and larger have internal detachable hinges to hold cover open during service, yet permit quick removal

## Construction

- Fabricated from 14 gauge 304 stainless steel
- Continuously welded seams ground smooth
- Cover secured by stainless steel captive screws threaded into sealed wells
- Closed cell oil-resistant neoprene gasket
- Standard "4-way" pushbutton holes accept all brands of oil-tight pushbuttons, switches, and pilot lights

## Finish

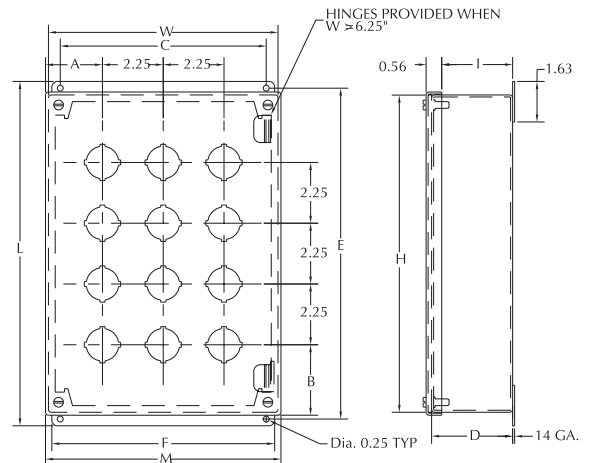
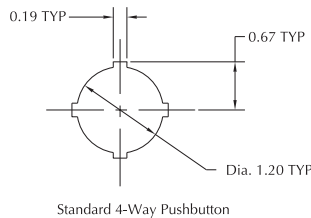
- Stainless steel cover and outside of enclosure have smooth grained finish

## Listings

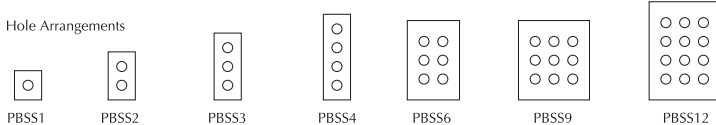
- UL 508, Types 12 and 13 (UL file E64791)
- CSA Certified, Type 12 (CSA file LL66078)
- Meets NEMA/EEMAC Types 12 and 13 requirements
- JIC EL-1-71



## Dimensions



Hole Arrangements



Enclosure Shipping Schedule		
Same day	1 - 7 days	1 -10 days
Color indicates shipping lead time in business days		

Part Number	Price	Body/Door	Enclosure Size HxWxD	Mounting CxE	Overall LxM	F	I	A	B
<b>PBSS1</b>	<--->	14/14	3.50x3.25x2.81 (89x83x71)	2.38x4 (60x102)	4.50x3.56 (114x90)	3 (76)	2.41 (61)	1.78 (45)	1.88 (48)
<b>PBSS2</b>	<--->	14/14	5.75x3.25x2.81 (146x83x71)	2.38x6.25 (60x159)	6.75x3.56 (171x90)	3 (76)	2.41 (61)	1.78 (45)	1.88 (48)
<b>PBSS3</b>	<--->	14/14	8x3.25x2.81 (203x83x71)	2.38x8.50 (60x216)	9x3.56 (229x90)	3 (76)	2.41 (61)	1.78 (45)	1.88 (48)
<b>PBSS4</b>	<--->	14/14	10.25x3.25x2.81 (260x83x71)	2.38x10.75 (60x273)	11.25x3.56 (286x90)	3 (76)	2.41 (61)	1.78 (45)	1.88 (48)
<b>PBSS6</b>	<--->	14/14	9.50x6.25x3.09 (241x159x79)	5.38x10.00 (137x254)	10.50x6.56 (267x167)	6 (152)	2.69 (68)	2.16 (55)	2.63 (67)
<b>PBSS9</b>	<--->	14/14	9.50x8.50x3.09 (241x216x79)	7.63x10.00 (194x254)	10.50x8.81 (267x224)	8.25 (210)	2.69 (68)	2.16 (55)	2.63 (67)
<b>PBSS12</b>	<--->	14/14	11.75x8.50x3.09 (298x216x79)	7.63x12.25 (194x311)	12.75x8.81 (324x224)	8.25 (210)	2.69 (68)	2.16 (55)	2.63 (67)

Note: Dimensions in inches (millimeters); letters in table correspond to letters on dimensional drawings.