

W1C NEMA 12 Operator Consoles



Applications

Designed to house electrical and electronic controls and instruments. Pushbuttons, pilot lights, meters, switches, etc. can be mounted on sloping control surfaces. Interior components can be mounted on standard subpanel. Heavy duty construction provides protection from dirt, dust, oil and water.



Construction

- Bodies and doors fabricated from 14 gauge steel
- Continuously welded seams ground smooth, without knockouts, holes or cutouts
- 3-point keylocking handle is provided on front, main door
- Main door on console is raised
- Control panels are hinged along bottom edge
- Controls panels, access panels and instrument panels have captivated screws that thread into sealed wells
- Door stops provided to hold control panel open
- Print pocket is provided
- Closed cell neoprene gasket
- Removable subpanel included with enclosure
- Grounding provisions provided

Finish

- ANSI-61 gray polyester powder inside and out over phosphatized surfaces
- Included subpanel is white polyester powder over phosphatized surfaces

Listings

- UL 508, Types 12 and 13
- UL File E64791
- CSA Certified, Type 12 & 13
- CSA File LL66078
- NEMA/EEMAC Types 12 and 13

Enclosure Shipping Schedule

Same day	1 - 7 days	1 -10 days
----------	------------	------------

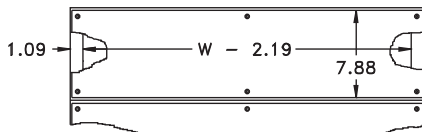
Color indicates shipping lead time in business days.

Console Part Number	Price	Body/Door	Enclosure Size HxWxD	Subpanel Size AxB*
W1C24	<--->	14 /14	40x24x20 (1016x610x508)	30x21 (762x533)
W1C30	<--->	14 /14	40x30x20 (1016x762x508)	30x27 (762x686)
W1C36	<--->	14 /14	40x36x20 (1016x914x508)	30x33 (762x838)
W1C42**	<--->	14 /14	40x42x20 (1016x1067x508)	30x39 (762x991)
W1C48**	<--->	14 /14	40x48x20 (1016x1219x508)	30x45 (762x1143)

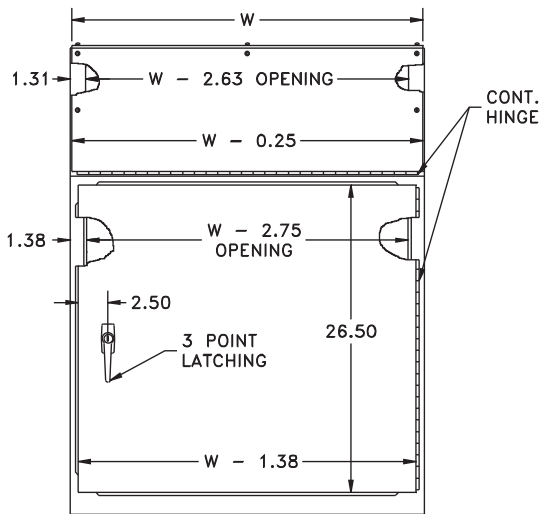
Notes: Dimensions in inches (millimeters); letters in table correspond to letters on dimensional drawings. *Subpanel included with enclosure. ** Two door units.

W1C NEMA 12 Operator Consoles

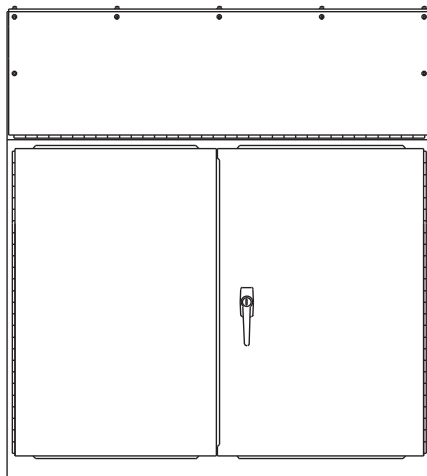
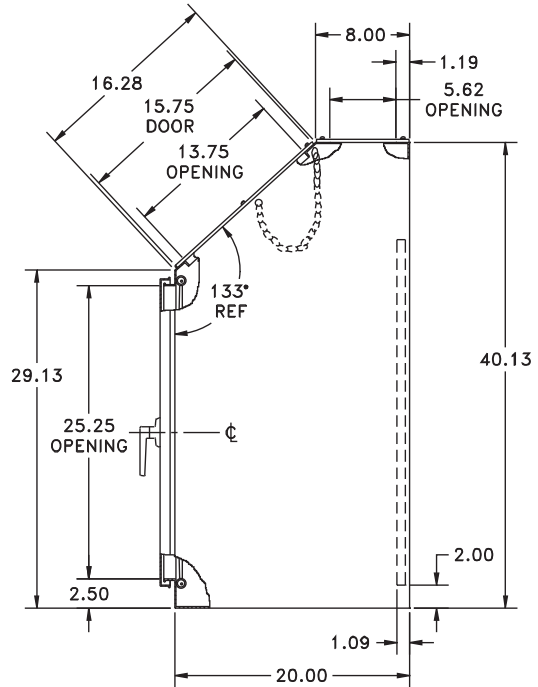
Dimensions



Top View
(Upper Instrument Panel)



CONT. HINGE



View Showing
Two Door Console

Notes:

1. One 8X10 Print Pocket is provided.
2. 3-point key-locking handles are provided on main doors.
3. Rear panel included.