

OptiMate Accessories

OP-9001


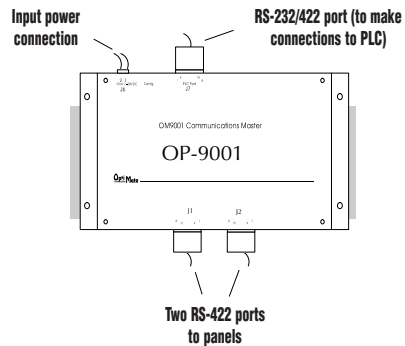
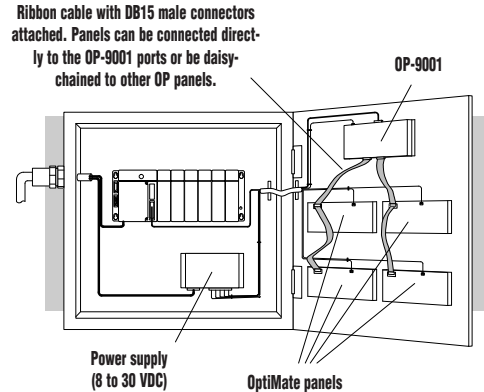


Communications master

The OP-9001 is a communication master unit for connecting two or more (up to 31) OP-600 and OP-1000 series OptiMate panels to a single CPU communications port. It connects to any **Direct**LOGIC, Allen-Bradley 5/03, 5/04, GE Series 90/30, GE Series 90 Micro, and Modicon (Modbus RTU) CPU.

Note: The OP-9001 cannot be used with OP400 series panels.

The adjacent figure is a typical multi-drop arrangement using an OP-9001 connected to four OptiMate Panels. The OP-9001 is surface-mounted to the cabinet. Notice the adequate space available to route cables and allow for proper clearance. All the panels are configured using OP-WINEDIT software.



OP-WINEDIT



Configuration software

All of the OptiMate panels (including the OP-9001 communication master) are configured using the OptiMate OP-WINEDIT configuration software.

OP-WINEDIT software is compatible with computers running Windows 95/98/2000/NT/XP.

Simply load the software onto your personal computer. The simple setup instructions are described in the supplied manual and in the built-in HELP screens. The software allows setup of your complete panel applications, including the type of PLC being used, communications protocol, type of panel (or panels) being used, and in some cases, the format of the message text for the LCD display. Some panels even include the ability to design a menu tree. The setup steps are similar for all OptiMate panels. Use cable OP-CCBL to connect a PC to OP-400 series panels, or OP-ACBL-1 to connect to OP-600 or OP-1000.

Note: When using the OptiMate 600 series panels (except for the OP-640), OP-WINEDIT software version 2.0 or later is required. When using the OptiMate 400 series panels or the OP-640, version 2.3 or later is required.

