

P3-550 CPU Module - Communications

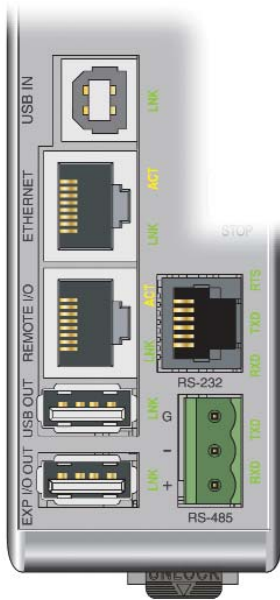
Port Specifications

RS-485 Port

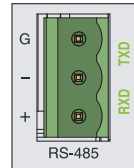
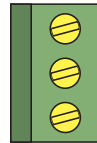
A 3-pin removable terminal block used for:

- Modbus RTU Master connections
- Modbus RTU Slave connections
- ASCII Incoming and Outgoing communications
- Custom Protocol Incoming and Outgoing communications

Removable connector included. Spare connectors available (part no. P3-RS485CON).



RS-485 Port Specifications	
Port Name	RS-485
Description	Non-isolated RS-485 port connects the CPU as a Modbus/ASCII master or slave to a peripheral device. Includes ESD/EFT protection and automatic echo cancellation when transmitter is active.
Data Rates	Selectable, 1200, 2400, 9600, 19200, 33600, 38400, 57600, and 115200.
TXD+/RXD+	RS-485 transceiver high
TXD-/RXD-	RS-485 transceiver low
GND	Logic ground
Input Impedance	19K Ω
Maximum load	50 transceivers, 19K Ω each, 60 Ω termination
Output Short Circuit Protection	+/- 250mA, thermal shut-down protection
Electrostatic Discharge Protection	+/-8KV per IEC1000-4-2
Electrical Fast Transient Protection	+/-2KV per IEC1000-4-4.
Minimum Differential Output Voltage	1.5V with 60 Ω load
Fail safe inputs	Logic high input state if inputs are unconnected
Maximum Common Mode Voltage	-7.5V to 12.5V.
Port Status LED	Green LED illuminated when active for TXD and RXD
Cable Options	Recommend Belden #9841 or equivalent



Pin #	Signal
G	GND
-	TXD-/RXD-
+	TXD+/RXD+

Removable connector included. Spare connectors available (part no. P3-RS485CON).