

SC Series NEMA 1 Screw Cover Wall Mount



Galvanized



Applications

These enclosures are designed for use as junction boxes and pull boxes in commercial and general industrial applications.

Construction

- Bodies and doors fabricated from 16, 14, and 12 gauge steel or G-90 pre-galvanized steel (see table below)
- Flat, removable covers fastened with plated steel screws
- Cover design permits easy removal without extracting cover screws
- Mounting holes on back of box
- Available with or without knockouts
- Removable concentric knockouts on all four sides of standard enclosures with knockouts

Finish

- Galvanized SC series enclosures: Unpainted pre-galvanized steel

Listings

- UL 50, Type 1 (UL File E6924)
- CSA Certified, Type 1. (See Note) CSA file LL66078
- Meets NEMA/EEMAC Type 1 requirements

Enclosure Shipping Schedule

Same day	1 - 7 days	1 - 10 days
----------	------------	-------------

Color indicates shipping lead time in business days.

NEMA 1 Screw Cover Wall-Mount

Galvanized				Body/Door Steel Gauge	Flush Cover	Enclosure Size HxWxD	Knockout Pattern	
With Knockouts	Price	Without Knockouts	Price				Width Side	Height Side
SC040404G*	<--->	SC040404GNK*	<--->	16/16	Yes	4x4x4 (102x102x102)	A	A
SC040604G*	<--->	SC040604GNK*	<--->	16/16	Yes	6x4x4 (152x102x102)	A	A-B-A
SC060604G	<--->	SC060604GNK	<--->	16/16	Yes	6x6x4 (152x152x102)	A-B-A	A-B-A
SC060606G	<--->	SC060606GNK	<--->	16/16	Yes	6x6x6 (152x152x152)	A-B-A	A-B-A
SC060804G	<--->	SC060804GNK	<--->	16/16	Yes	8x6x4 (203x152x102)	A-B-A	A-B-A
SC060806G	<--->	SC060806GNK	<--->	16/16	Yes	8x6x6 (203x152x152)	A-B-A	A-B-A
SC061204G	<--->	SC061204GNK	<--->	16/16	Yes	12x6x4 (305x152x102)	A-B-A	B-A-F-F-A-B
SC061206G	<--->	SC061206GNK	<--->	16/16	Yes	12x6x6 (305x152x152)	A-B-A	B-A-F-F-A-B
SC080804G	<--->	SC080804GNK	<--->	16/16	Yes	8x8x4 (203x203x102)	A-B-A	A-B-A
SC080806G	<--->	SC080806GNK	<--->	16/16	Yes	8x8x6 (203x203x152)	A-B-A	A-B-A
SC080808G	<--->	SC080808GNK	<--->	16/16	Yes	8x8x8 (203x203x203)	A-B-A	A-B-A
SC081004G	<--->	SC081004GNK	<--->	16/16	Yes	10x8x4 (254x203x102)	A-B-A	B-A-F-F-A
SC081006G	<--->	SC081006GNK	<--->	16/16	Yes	10x8x6 (254x203x152)	A-B-A	B-A-F-F-A

Note: Dimensions in inches (millimeters); letters in table correspond to letters on dimensional drawings.

*Note: Not UL listed.

Note: A WGNDKT must be ordered with each SC enclosure to meet the CSA standard. No partial CSA orders accepted.

SC Series NEMA 1 Screw Cover Wall Mount

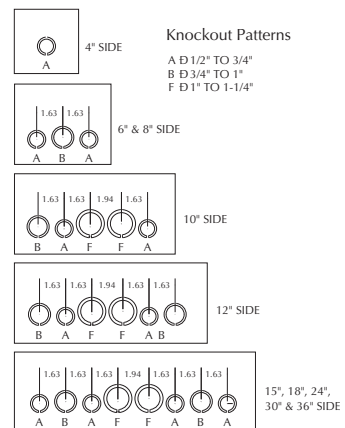
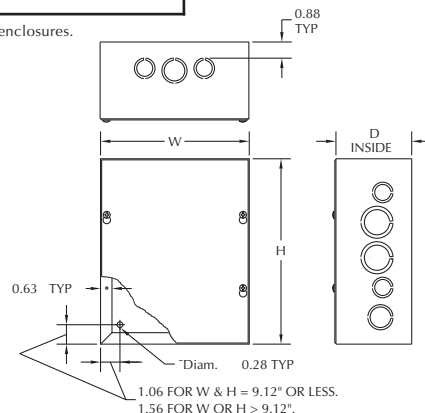
NEMA 1 Screw Cover Wall-Mount (cont.)								
Galvanized				Body/Door Steel Gauge	Flush Cover	Enclosure Size HxWxD	Knockout Pattern	
With Knockouts	Price	Without Knockouts	Price				Width Side	Height Side
SC081204G	<--->	SC081204GNK	<--->	16/16	Yes	12x8x4 (305x203x102)	A-B-A	B-A-F-F-A-B
SC081206G	<--->	SC081206GNK	<--->	16/16	Yes	12x8x6 (305x203x152)	A-B-A	B-A-F-F-A-B
SC101004G	<--->	SC101004GNK	<--->	16/16	Yes	10x10x4 (254x254x102)	B-A-F-F-A	B-A-F-F-A
SC101006G	<--->	SC101006GNK	<--->	16/16	Yes	10x10x6 (254x254x152)	B-A-F-F-A	B-A-F-F-A
SC101204G	<--->	SC101204GNK	<--->	16/16	Yes	12x10x4 (305x254x102)	B-A-F-F-A	B-A-F-F-A-B
SC101206G	<--->	SC101206GNK	<--->	16/16	Yes	12x10x6 (305x254x152)	B-A-F-F-A	B-A-F-F-A-B
SC121204G	<--->	SC121204GNK	<--->	16/16	Yes	12x12x4 (305x305x102)	B-A-F-F-A-B	B-A-F-F-A-B
SC121206G	<--->	SC121206GNK	<--->	16/16	Yes	12x12x6 (305x305x152)	B-A-F-F-A-B	B-A-F-F-A-B
SC121208G	<--->	SC121208GNK	<--->	16/16	Yes	12x12x8 (305x305x203)	B-A-F-F-A-B	B-A-F-F-A-B
SC121210G	<--->	SC121210GNK	<--->	16/16	Yes	12x12x10 (305x305x254)	B-A-F-F-A-B	B-A-F-F-A-B
SC121212G	<--->	SC121212GNK	<--->	16/16	Yes	12x12x12 (305x305x305)	B-A-F-F-A-B	B-A-F-F-A-B
SC121504G	<--->	SC121504GNK	<--->	16/16	Yes	15x12x4 (381x305x102)	B-A-F-F-A-B	A-B-A-F-F-A-B-A
SC121506G	<--->	SC121506GNK	<--->	16/16	Yes	15x12x6 (381x305x152)	B-A-F-F-A-B	A-B-A-F-F-A-B-A
SC121608G	<--->	SC121608GNK	<--->	16/16	No	16x12x8 (406x305x203)	B-A-F-F-A-B	A-B-A-F-F-A-B-A
SC121804G	<--->	SC121804GNK	<--->	16/16	Yes	18x12x4 (457x305x102)	B-A-F-F-A-B	A-B-A-F-F-A-B-A
SC121806G	<--->	SC121806GNK	<--->	16/16	Yes	18x12x6 (457x305x152)	B-A-F-F-A-B	A-B-A-F-F-A-B-A
SC121808G	<--->	SC121808GNK	<--->	16/16	Yes	18x12x8 (457x305x203)	B-A-F-F-A-B	A-B-A-F-F-A-B-A
SC121810G	<--->	SC121810GNK	<--->	16/16	Yes	18x12x10 (457x305x254)	B-A-F-F-A-B	A-B-A-F-F-A-B-A
SC122404G	<--->	SC122404GNK	<--->	16/16	Yes	24x12x4 (610x305x102)	B-A-F-F-A-B	A-B-A-F-F-A-B-A
SC122406G	<--->	SC122406GNK	<--->	16/16	Yes	24x12x6 (610x305x152)	B-A-F-F-A-B	A-B-A-F-F-A-B-A
SC122408G	<--->	SC122408GNK	<--->	16/16	Yes	24x12x8 (610x305x203)	B-A-F-F-A-B	A-B-A-F-F-A-B-A
SC122410G	<--->	SC122410GNK	<--->	16/16	Yes	24x12x10 (610x305x254)	B-A-F-F-A-B	A-B-A-F-F-A-B-A

Note: Dimensions in inches (millimeters); letters in table correspond to letters on dimensional drawings.

Enclosure Shipping Schedule		
Same day	1 - 7 days	1 - 10 days

Color indicates shipping lead time in business days.

Note: A WGNDKT must be ordered with each SC enclosure to meet the CSA standard. No partial CSA orders accepted.



SC Series NEMA 1 Screw Cover Wall Mount

NEMA 1 Screw Cover Wall-Mount (cont.)								
Galvanized				Body/Door Steel Gauge	Flush Cover	Enclosure Size HxWxD	Knockout Pattern	
With Knockouts	Price	Without Knockouts	Price				Width Side	Height Side
SC122412G	<--->	SC122412GNK	<--->	16/16	Yes	24x12x12 (610x305x305)	B-A-F-F-A-B	A-B-A-F-F-A-B-A
SC151504G	<--->	SC151504GNK	<--->	16/16	Yes	15x15x4 (381x381x102)	A-B-A-F-F-A-B-A	A-B-A-F-F-A-B-A
SC151506G	<--->	SC151506GNK	<--->	16/16	Yes	15x15x6 (381x381x152)	A-B-A-F-F-A-B-A	A-B-A-F-F-A-B-A
SC151804G	<--->	SC151804GNK	<--->	16/16	Yes	18x15x4 (57x381x102)	A-B-A-F-F-A-B-A	A-B-A-F-F-A-B-A
SC151806G	<--->	SC151806GNK	<--->	16/16	Yes	18x15x6 (457x381x152)	A-B-A-F-F-A-B-A	A-B-A-F-F-A-B-A
SC181804G	<--->	SC181804GNK	<--->	16/16	Yes	18x18x4 (457x457x102)	A-B-A-F-F-A-B-A	A-B-A-F-F-A-B-A
SC181806G	<--->	SC181806GNK	<--->	16/16	Yes	18x18x6 (457x457x152)	A-B-A-F-F-A-B-A	A-B-A-F-F-A-B-A
SC181808G	<--->	SC181808GNK	<--->	16/16	Yes	18x18x8 (457x457x203)	A-B-A-F-F-A-B-A	A-B-A-F-F-A-B-A
SC181810G	<--->	SC181810GNK	<--->	16/16	Yes	18x18x10 (457x457x254)	A-B-A-F-F-A-B-A	A-B-A-F-F-A-B-A
SC181812G	<--->	SC181812GNK	<--->	16/16	Yes	18x18x12 (457x457x305)	A-B-A-F-F-A-B-A	A-B-A-F-F-A-B-A
SC182404G	<--->	SC182404GNK	<--->	16/16	Yes	24x18x4 (610x457x102)	A-B-A-F-F-A-B-A	A-B-A-F-F-A-B-A
SC182406G	<--->	SC182406GNK	<--->	16/16	Yes	24x18x6 (610x457x152)	A-B-A-F-F-A-B-A	A-B-A-F-F-A-B-A
SC182408G	<--->	SC182408GNK	<--->	16/16	Yes	24x18x8 (610x457x203)	A-B-A-F-F-A-B-A	A-B-A-F-F-A-B-A
SC182410G	<--->	SC182410GNK	<--->	16/16	Yes	24x18x10 (610x457x254)	A-B-A-F-F-A-B-A	A-B-A-F-F-A-B-A
SC182412G	<--->	SC182412GNK	<--->	16/16	Yes	24x18x12 (610x457x305)	A-B-A-F-F-A-B-A	A-B-A-F-F-A-B-A
SC183004G	<--->	SC183004GNK	<--->	16/16	Yes	30x18x4 (762x457x102)	A-B-A-F-F-A-B-A	A-B-A-F-F-A-B-A
SC242404G	<--->	SC242404GNK	<--->	14/14	Yes	24x24x4 (610x610x102)	A-B-A-F-F-A-B-A	A-B-A-F-F-A-B-A
SC242406G	<--->	SC242406GNK	<--->	14/14	Yes	24x24x6 (610x610x152)	A-B-A-F-F-A-B-A	A-B-A-F-F-A-B-A
SC242408G	<--->	SC242408GNK	<--->	14/14	Yes	24x24x8 (610x610x203)	A-B-A-F-F-A-B-A	A-B-A-F-F-A-B-A
SC242410G	<--->	SC242410GNK	<--->	14/14	Yes	24x24x10 (610x610x254)	A-B-A-F-F-A-B-A	A-B-A-F-F-A-B-A
SC242412G	<--->	SC242412GNK	<--->	14/14	Yes	24x24x12 (610x610x305)	A-B-A-F-F-A-B-A	A-B-A-F-F-A-B-A
SC243006G	<--->	SC243006GNK	<--->	14/14	No	30x24x6 (762x610x152)	A-B-A-F-F-A-B-A	A-B-A-F-F-A-B-A
SC243008G	<--->	SC243008GNK	<--->	14/14	No	30x24x8 (762x610x203)	A-B-A-F-F-A-B-A	A-B-A-F-F-A-B-A
SC243010G	<--->	SC243010GNK	<--->	14/14	No	30x24x10 (762x610x254)	A-B-A-F-F-A-B-A	A-B-A-F-F-A-B-A
SC243012G	<--->	SC243012GNK	<--->	14/14	No	30x24x12 (762x610x305)	A-B-A-F-F-A-B-A	A-B-A-F-F-A-B-A
SC243608G	<--->	SC243608GNK	<--->	14/14	No	36x24x8 (914x610x203)	A-B-A-F-F-A-B-A	A-B-A-F-F-A-B-A
SC243610G	<--->	SC243610GNK	<--->	14/14	No	36x24x10 (914x610x254)	A-B-A-F-F-A-B-A	A-B-A-F-F-A-B-A
SC243612G	<--->	SC243612GNK	<--->	14/14	No	36x24x12 (914x610x305)	A-B-A-F-F-A-B-A	A-B-A-F-F-A-B-A
Not Available	N/A	SC303008GNK	<--->	12/12	No	30x30x8 (762x762x203)	A-B-A-F-F-A-B-A	A-B-A-F-F-A-B-A
Not Available	N/A	SC303010GNK	<--->	12/12	No	30x30x10 (762x762x254)	A-B-A-F-F-A-B-A	A-B-A-F-F-A-B-A
Not Available	N/A	SC303012GNK	<--->	12/12	No	30x30x12 (762x762x305)	A-B-A-F-F-A-B-A	A-B-A-F-F-A-B-A

Note: Dimensions in inches (millimeters); letters in table correspond to letters on dimensional drawings.

Note: A WGNDKT must be ordered with each SC enclosure to meet the CSA standard.

No partial CSA orders accepted.

Enclosure Shipping Schedule		
Same day	1 - 7 days	1 - 10 days
Color indicates shipping lead time in business days.		

SC Series NEMA 1 Screw Cover Wall Mount

NEMA 1 Screw Cover Wall-Mount (cont.)								
Galvanized				Body/Door Steel Gauge	Flush Cover	Enclosure Size HxWxD	Knockout Pattern	
With Knockouts	Price	Without Knockouts	Price				Width Side	Height Side
Not Available	N/A	SC303608GNK	<--->	12/12	No	36x30x8 (914x762x203)	A-B-A-F-F-A-B-A	A-B-A-F-F-A-B-A
Not Available	N/A	SC303610GNK	<--->	12/12	No	36x30x10 (914x762x254)	A-B-A-F-F-A-B-A	A-B-A-F-F-A-B-A
Not Available	N/A	SC303612GNK	<--->	12/12	No	36x30x12 (914x762x305)	A-B-A-F-F-A-B-A	A-B-A-F-F-A-B-A
Not Available	N/A	SC363608GNK	<--->	12/12	No	36x36x8 (914x914x203)	A-B-A-F-F-A-B-A	A-B-A-F-F-A-B-A
Not Available	N/A	SC363610GNK	<--->	12/12	No	36x36x10 (914x914x254)	A-B-A-F-F-A-B-A	A-B-A-F-F-A-B-A
Not Available	N/A	SC363612GNK	<--->	12/12	No	36x36x12 (914x914x305)	A-B-A-F-F-A-B-A	A-B-A-F-F-A-B-A

Note: Dimensions in inches (millimeters); letters in table correspond to letters on dimensional drawings.

Grounding Kit		
Part Number	Description	Price
WGNDKT	Grounding Kit	<--->

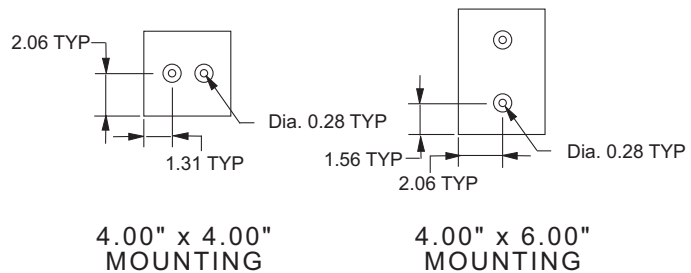
Field grounding kit includes necessary parts to properly ground enclosure.

Enclosure Shipping Schedule		
Same day	1 - 7 days	1 - 10 days

Color indicates shipping lead time in business days.

Note: A WGNDKT must be ordered with each SC enclosure to meet the CSA standard.

No partial CSA orders accepted.



Knockout Patterns

