

SC Series NEMA 1 Screw Cover Wall Mount



SC080806

Painted



SC080806NK

Applications

This style is designed for use as a junction box and pull box in commercial and general industrial applications.

Construction

- Bodies and doors fabricated from 16, 14, and 12 gauge steel or G-90 pre-galvanized steel (see table below)
- Flat, removable covers fastened with plated steel screws
- Cover design permits easy removal without extracting cover screws
- Mounting holes on back of box
- Available with or without knockouts
- Removable concentric knockouts on all four sides of standard enclosures with knockouts

Finish

- Painted SC series enclosures: ANSI-61 gray polyester powder inside and out over phosphatized surfaces

Listings

- UL 50, Type 1 (UL File E6924)
- CSA Certified, Type 1 (see note) CSA file LL66078
- Meets NEMA/EEMAC Type 1 requirements

Enclosure Shipping Schedule

Same day	1 - 7 days	1 -10 days
----------	------------	------------

Color indicates shipping lead time in business days.

NEMA 1 Screw Cover Wall-Mount								
Painted				Body/Door Steel Gauge	Flush Cover	Enclosure Size HxWxD	Knockout Pattern	
With Knockouts	Price	Without Knockouts	Price				Width Side	Height Side
SC040404*	<--->	SC040404NK*	<--->	16/16	Yes	4x4x4 (102x102x102)	A	A
SC040604*	<--->	SC040604NK*	<--->	16/16	Yes	6x4x4 (152x102x102)	A	A-B-A
SC060604	<--->	SC060604NK	<--->	16/16	Yes	6x6x4 (152x152x102)	A-B-A	A-B-A
SC060606	<--->	SC060606NK	<--->	16/16	Yes	6x6x6 (152x152x152)	A-B-A	A-B-A
SC060804	<--->	SC060804NK	<--->	16/16	Yes	8x6x4 (203x152x102)	A-B-A	A-B-A
SC060806	<--->	SC060806NK	<--->	16/16	Yes	8x6x6 (203x152x152)	A-B-A	A-B-A
SC061204	<--->	SC061204NK	<--->	16/16	Yes	12x6x4 (305x152x102)	A-B-A	B-A-F-F-A-B
SC061206	<--->	SC061206NK	<--->	16/16	Yes	12x6x6 (305x152x152)	A-B-A	B-A-F-F-A-B
SC080804	<--->	SC080804NK	<--->	16/16	Yes	8x8x4 (203x203x102)	A-B-A	A-B-A
SC080806	<--->	SC080806NK	<--->	16/16	Yes	8x8x6 (203x203x152)	A-B-A	A-B-A
SC080808	<--->	SC080808NK	<--->	16/16	Yes	8x8x8 (203x203x203)	A-B-A	A-B-A
SC081004	<--->	SC081004NK	<--->	16/16	Yes	10x8x4 (254x203x102)	A-B-A	B-A-F-F-A
SC081006	<--->	SC081006NK	<--->	16/16	Yes	10x8x6 (254x203x152)	A-B-A	B-A-F-F-A

Note: Dimensions in inches (millimeters); letters in table correspond to letters on dimensional drawings.

Note: A WGNDKT must be ordered with each SC enclosure to meet the CSA standard.

No partial CSA orders accepted

* Not UL Listed

SC Series NEMA 1 Screw Cover Wall Mount

PLC Overview

DL05/06 PLC

DL105 PLC

DL205 PLC

DL305 PLC

DL405 PLC

Field I/O

Software

C-more HMI's

Other HMI

AC Drives

Motors

Steppers/Servos

Motor Controls

Proximity Sensors

Photo Sensors

Limit Switches

Encoders

Current Sensors

Pushbuttons/Lights

Process

Relays/Timers

Comm.

TB's & Wiring

Power

Circuit Protection

Enclosures

Appendix

Part Index

NEMA 1 Screw Cover Wall-Mount (cont.)								
Painted				Body/Door Steel Gauge	Flush Cover	Enclosure Size HxWxD	Knockout Pattern	
With Knockouts	Price	Without Knockouts	Price				Width Side	Height Side
SC081204	<--->	SC081204NK	<--->	16/16	Yes	12x8x4 (305x203x102)	A-B-A	B-A-F-F-A-B
SC081206	<--->	SC081206NK	<--->	16/16	Yes	12x8x6 (305x203x152)	A-B-A	B-A-F-F-A-B
SC101004	<--->	SC101004NK	<--->	16/16	Yes	10x10x4 (254x254x102)	B-A-F-F-A	B-A-F-F-A
SC101006	<--->	SC101006NK	<--->	16/16	Yes	10x10x6 (254x254x152)	B-A-F-F-A	B-A-F-F-A
SC101204	<--->	SC101204NK	<--->	16/16	Yes	12x10x4 (305x254x102)	B-A-F-F-A	B-A-F-F-A-B
SC101206	<--->	SC101206NK	<--->	16/16	Yes	12x10x6 (305x254x152)	B-A-F-F-A	B-A-F-F-A-B
SC121204	<--->	SC121204NK	<--->	16/16	Yes	12x12x4 (305x305x102)	B-A-F-F-A-B	B-A-F-F-A-B
SC121206	<--->	SC121206NK	<--->	16/16	Yes	12x12x6 (305x305x152)	B-A-F-F-A-B	B-A-F-F-A-B
SC121208	<--->	SC121208NK	<--->	16/16	Yes	12x12x8 (305x305x203)	B-A-F-F-A-B	B-A-F-F-A-B
SC121210	<--->	SC121210NK	<--->	16/16	Yes	12x12x10 (305x305x254)	B-A-F-F-A-B	B-A-F-F-A-B
SC121212	<--->	SC121212NK	<--->	16/16	Yes	12x12x12 (305x305x305)	B-A-F-F-A-B	B-A-F-F-A-B
SC121504	<--->	SC121504NK	<--->	16/16	Yes	15x12x4 (381x305x102)	B-A-F-F-A-B	A-B-A-F-F-A-B-A
SC121506	<--->	SC121506NK	<--->	16/16	Yes	15x12x6 (381x305x152)	B-A-F-F-A-B	A-B-A-F-F-A-B-A
SC121608	<--->	SC121608NK	<--->	16/16	No	16x12x8 (406x305x203)	B-A-F-F-A-B	A-B-A-F-F-A-B-A
SC121804	<--->	SC121804NK	<--->	16/16	Yes	18x12x4 (457x305x102)	B-A-F-F-A-B	A-B-A-F-F-A-B-A
SC121806	<--->	SC121806NK	<--->	16/16	Yes	18x12x6 (457x305x152)	B-A-F-F-A-B	A-B-A-F-F-A-B-A
SC121808	<--->	SC121808NK	<--->	16/16	Yes	18x12x8 (457x305x203)	B-A-F-F-A-B	A-B-A-F-F-A-B-A
SC121810	<--->	SC121810NK	<--->	16/16	Yes	18x12x10 (457x305x254)	B-A-F-F-A-B	A-B-A-F-F-A-B-A
SC122404	<--->	SC122404NK	<--->	16/16	Yes	24x12x4 (610x305x102)	B-A-F-F-A-B	A-B-A-F-F-A-B-A
SC122406	<--->	SC122406NK	<--->	16/16	Yes	24x12x6 (610x305x152)	B-A-F-F-A-B	A-B-A-F-F-A-B-A
SC122408	<--->	SC122408NK	<--->	16/16	Yes	24x12x8 (610x305x203)	B-A-F-F-A-B	A-B-A-F-F-A-B-A
SC122410	<--->	SC122410NK	<--->	16/16	Yes	24x12x10 (610x305x254)	B-A-F-F-A-B	A-B-A-F-F-A-B-A

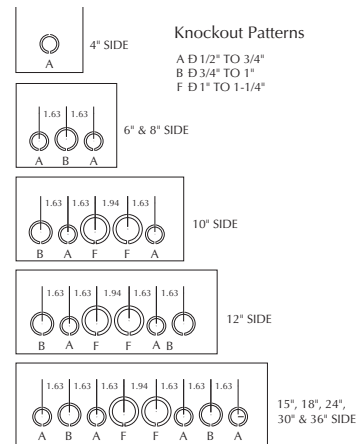
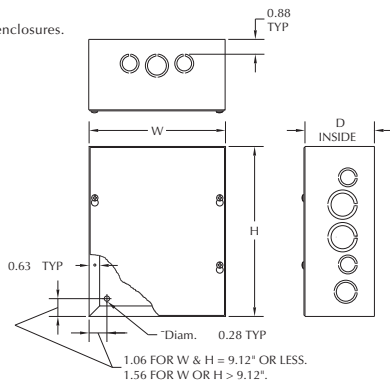
Note: Dimensions in inches (millimeters); letters in table correspond to letters on dimensional drawings.

Enclosure Shipping Schedule		
Same day	1 - 7 days	1 - 10 days

Color indicates shipping lead time in business days.

Note: A WGNDKT must be ordered with each SC enclosure to meet the CSA standard. No partial CSA orders accepted.

8", 10" and 12" deep enclosures.



SC Series NEMA 1 Screw Cover Wall Mount

NEMA 1 Screw Cover Wall-Mount (cont.)								
Painted				Body/Door Steel Gauge	Flush Cover	Enclosure Size HxWxD	Knockout Pattern	
With Knockouts	Price	Without Knockouts	Price				Width Side	Height Side
SC122412	<-->	SC122412NK	<-->	16/16	Yes	24x12x12 (610x305x305)	B-A-F-F-A-B	A-B-A-F-F-A-B-A
SC151504	<-->	SC151504NK	<-->	16/16	Yes	15x15x4 (381x381x102)	A-B-A-F-F-A-B-A	A-B-A-F-F-A-B-A
SC151506	<-->	SC151506NK	<-->	16/16	Yes	15x15x6 (381x381x152)	A-B-A-F-F-A-B-A	A-B-A-F-F-A-B-A
SC151804	<-->	SC151804NK	<-->	16/16	Yes	18x15x4 (57x381x102)	A-B-A-F-F-A-B-A	A-B-A-F-F-A-B-A
SC151806	<-->	SC151806NK	<-->	16/16	Yes	18x15x6 (457x381x152)	A-B-A-F-F-A-B-A	A-B-A-F-F-A-B-A
SC181804	<-->	SC181804NK	<-->	16/16	Yes	18x18x4 (457x457x102)	A-B-A-F-F-A-B-A	A-B-A-F-F-A-B-A
SC181806	<-->	SC181806NK	<-->	16/16	Yes	18x18x6 (457x457x152)	A-B-A-F-F-A-B-A	A-B-A-F-F-A-B-A
SC181808	<-->	SC181808NK	<-->	16/16	Yes	18x18x8 (457x457x203)	A-B-A-F-F-A-B-A	A-B-A-F-F-A-B-A
SC181810	<-->	SC181810NK	<-->	16/16	Yes	18x18x10 (457x457x254)	A-B-A-F-F-A-B-A	A-B-A-F-F-A-B-A
SC181812	<-->	SC181812NK	<-->	16/16	Yes	18x18x12 (457x457x305)	A-B-A-F-F-A-B-A	A-B-A-F-F-A-B-A
SC182404	<-->	SC182404NK	<-->	16/16	Yes	24x18x4 (610x457x102)	A-B-A-F-F-A-B-A	A-B-A-F-F-A-B-A
SC182406	<-->	SC182406NK	<-->	16/16	Yes	24x18x6 (610x457x152)	A-B-A-F-F-A-B-A	A-B-A-F-F-A-B-A
SC182408	<-->	SC182408NK	<-->	16/16	Yes	24x18x8 (610x457x203)	A-B-A-F-F-A-B-A	A-B-A-F-F-A-B-A
SC182410	<-->	SC182410NK	<-->	16/16	Yes	24x18x10 (610x457x254)	A-B-A-F-F-A-B-A	A-B-A-F-F-A-B-A
SC182412	<-->	SC182412NK	<-->	16/16	Yes	24x18x12 (610x457x305)	A-B-A-F-F-A-B-A	A-B-A-F-F-A-B-A
SC183004	<-->	SC183004NK	<-->	16/16	Yes	30x18x4 (762x457x102)	A-B-A-F-F-A-B-A	A-B-A-F-F-A-B-A
SC242404	<-->	SC242404NK	<-->	14/14	Yes	24x24x4 (610x610x102)	A-B-A-F-F-A-B-A	A-B-A-F-F-A-B-A
SC242406	<-->	SC242406NK	<-->	14/14	Yes	24x24x6 (610x610x152)	A-B-A-F-F-A-B-A	A-B-A-F-F-A-B-A
SC242408	<-->	SC242408NK	<-->	14/14	Yes	24x24x8 (610x610x203)	A-B-A-F-F-A-B-A	A-B-A-F-F-A-B-A
SC242410	<-->	SC242410NK	<-->	14/14	Yes	24x24x10 (610x610x254)	A-B-A-F-F-A-B-A	A-B-A-F-F-A-B-A
SC242412	<-->	SC242412NK	<-->	14/14	Yes	24x24x12 (610x610x305)	A-B-A-F-F-A-B-A	A-B-A-F-F-A-B-A
SC243006	<-->	SC243006NK	<-->	14/14	No	30x24x6 (762x610x152)	A-B-A-F-F-A-B-A	A-B-A-F-F-A-B-A
SC243008	<-->	SC243008NK	<-->	14/14	No	30x24x8 (762x610x203)	A-B-A-F-F-A-B-A	A-B-A-F-F-A-B-A
SC243010	<-->	SC243010NK	<-->	14/14	No	30x24x10 (762x610x254)	A-B-A-F-F-A-B-A	A-B-A-F-F-A-B-A
SC243012	<-->	SC243012NK	<-->	14/14	No	30x24x12 (762x610x305)	A-B-A-F-F-A-B-A	A-B-A-F-F-A-B-A
SC243608	<-->	SC243608NK	<-->	14/14	No	36x24x8 (914x610x203)	A-B-A-F-F-A-B-A	A-B-A-F-F-A-B-A
SC243610	<-->	SC243610NK	<-->	14/14	No	36x24x10 (914x610x254)	A-B-A-F-F-A-B-A	A-B-A-F-F-A-B-A
SC243612	<-->	SC243612NK	<-->	14/14	No	36x24x12 (914x610x305)	A-B-A-F-F-A-B-A	A-B-A-F-F-A-B-A
Not Available	N/A	SC303008NK	<-->	12/12	No	30x30x8 (762x762x203)	A-B-A-F-F-A-B-A	A-B-A-F-F-A-B-A
Not Available	N/A	SC303010NK	<-->	12/12	No	30x30x10 (762x762x254)	A-B-A-F-F-A-B-A	A-B-A-F-F-A-B-A
Not Available	N/A	SC303012NK	<-->	12/12	No	30x30x12 (762x762x305)	A-B-A-F-F-A-B-A	A-B-A-F-F-A-B-A

Note: Dimensions in inches (millimeters); letters in table correspond to letters on dimensional drawings.

Note: A WGNDKT must be ordered with each SC enclosure to meet the CSA standard.
No partial CSA orders accepted.

Enclosure Shipping Schedule		
Same day	1 - 7 days	1 - 10 days
Color indicates shipping lead time in business days.		

SC Series NEMA 1 Screw Cover Wall Mount

NEMA 1 Screw Cover Wall-Mount (cont.)								
Painted				Body/Door Steel Gauge	Flush Cover	Enclosure Size HxWxD	Knockout Pattern	
With Knockouts	Price	Without Knockouts	Price				Width Side	Height Side
Not Available	N/A	SC303608NK	<--->	12/12	No	36x30x8 (914x762x203)	A-B-A-F-F-A-B-A	A-B-A-F-F-A-B-A
Not Available	N/A	SC303610NK	<--->	12/12	No	36x30x10 (914x762x254)	A-B-A-F-F-A-B-A	A-B-A-F-F-A-B-A
Not Available	N/A	SC303612NK	<--->	12/12	No	36x30x12 (914x762x305)	A-B-A-F-F-A-B-A	A-B-A-F-F-A-B-A
Not Available	N/A	SC363608NK	<--->	12/12	No	36x36x8 (914x914x203)	A-B-A-F-F-A-B-A	A-B-A-F-F-A-B-A
Not Available	N/A	SC363610NK	<--->	12/12	No	36x36x10 (914x914x254)	A-B-A-F-F-A-B-A	A-B-A-F-F-A-B-A
Not Available	N/A	SC363612NK	<--->	12/12	No	36x36x12 (914x914x305)	A-B-A-F-F-A-B-A	A-B-A-F-F-A-B-A

Note: Dimensions in inches (millimeters); letters in table correspond to letters on dimensional drawings.

Grounding Kit		
Part Number	Description	Price
WGNDKT	Grounding Kit	<--->

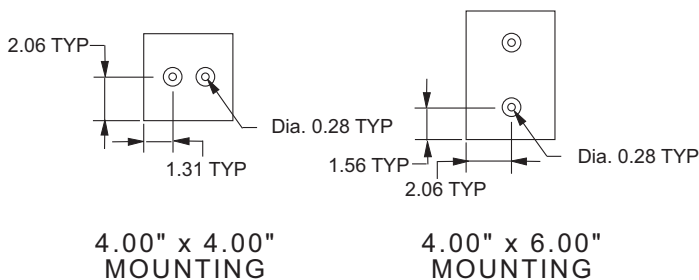
Field grounding kit includes necessary parts to properly ground enclosure

Note: A WGNDKT must be ordered with each SC enclosure to meet the CSA standard.

No partial CSA orders accepted.

Enclosure Shipping Schedule		
Same day	1 - 7 days	1 - 10 days

Color indicates shipping lead time in business days.



Knockout Patterns

