

SPECIFYING AN I/O WIRING SYSTEM

Compatibility Matrix Chart for 205/305/405 PLCs									
I/O Modules	Feed-through Modules			AC-Powered Relay Modules			DC-Powered Relay Modules		
	ZL-CM20	ZL-CM24	ZL-CM40	ZL-CM08RL120	ZL-CM16RL120A	ZL-CM16RL120B	ZL-CM08RL24	ZL-CM16RL24A	ZL-CM16RL24B
D2-08NA-1	ZL-2CBL1#	-	-	-	-	-	-	-	-
D2-08ND3	ZL-2CBL1#	-	-	-	-	-	-	-	-
D2-16NA	ZL-2CBL2#	-	-	-	-	-	-	-	-
D2-16ND3-2	ZL-2CBL2#	-	-	-	-	-	-	-	-
D2-32ND3	-	-	ZL-4CBL4#	-	-	-	-	-	-
D2-32ND3-2	-	-	ZL-4CBL4#	-	-	-	-	-	-
D2-08TA	ZL-2CBL1#	-	-	ZL-2CBL1#	-	-	-	-	-
D2-08TD1	ZL-2CBL1#	-	-	-	-	-	ZL-2CBL1#	-	-
D2-08TD2	ZL-2CBL1#	-	-	-	-	-	-	-	-
D2-08TR	ZL-2CBL1#	-	-	-	-	-	ZL-2CBL1#	-	-
D2-12TA	ZL-2CBL2#	-	-	-	ZL-2CBL2#	-	-	-	-
D2-12TR	ZL-2CBL2#	-	-	-	-	-	-	-	-
D2-16TD1-2	ZL-2CBL2#	-	-	-	-	-	-	ZL-2CBL2#	-
D2-16TD2-2	ZL-2CBL2#	-	-	-	-	-	-	ZL-2CBL2#	-
D2-32TD1	-	-	ZL-4CBL4#	-	-	-	-	-	-
D2-32TD2	-	-	ZL-4CBL4#	-	-	-	-	-	-
D3-16NA	ZL-3CBL2#	-	-	-	-	-	-	-	-
D3-16ND2-1	ZL-3CBL2#	-	-	-	-	-	-	-	-
D3-16ND2-2	-	ZL-3CBL3#	-	-	-	-	-	-	-
D3-16ND2F	ZL-3CBL2#	-	-	-	-	-	-	-	-
D3-16NE3	ZL-3CBL2#	-	-	-	-	-	-	-	-
D3-08TA-1	ZL-3CBL2#	-	-	ZL-3CBL1FR8#	-	-	-	-	-
D3-16TA-2	ZL-3CBL2#	-	-	-	ZL-3CBL2FR16#	-	-	-	-
D3-16TD1-1	ZL-3CBL2#	-	-	-	-	-	-	ZL-3CBL2FR16#	-
D3-16TD1-2	-	ZL-3CBL3#	-	-	-	-	-	-	ZL-3CBL3FRD16#
D3-16TD2	ZL-3CBL2#	-	-	-	-	-	-	ZL-3CBL2FR16#	-
D4-08ND3S	-	ZL-4CBL2#	-	-	-	-	-	-	-
D4-16NA	-	ZL-4CBL2#	-	-	-	-	-	-	-
D4-16NA-1	-	ZL-4CBL2#	-	-	-	-	-	-	-
D4-16ND2	-	ZL-4CBL2#	-	-	-	-	-	-	-
D4-16ND2F	-	ZL-4CBL2#	-	-	-	-	-	-	-
D4-16NE3	-	ZL-4CBL2#	-	-	-	-	-	-	-
D4-32ND3-1	-	-	ZL-4CBL4#	-	-	-	-	-	-
D4-32ND3-2	-	-	ZL-4CBL4#	-	-	-	-	-	-
D4-64ND2	-	-	ZL-4CBL4#	-	-	-	-	-	-
D4-16TA	-	ZL-4CBL2#	-	-	-	ZL-4CBL2#	-	-	-
D4-16TD1	-	ZL-4CBL2#	-	-	-	-	-	-	ZL-4CBL2#
D4-16TD2	-	ZL-4CBL2#	-	-	-	-	-	-	ZL-4CBL2#
D4-32TD1	-	-	ZL-4CBL4#	-	-	-	-	-	-
D4-32TD1-1	-	-	ZL-4CBL4#	-	-	-	-	-	-
D4-32TD2	-	-	ZL-4CBL4#	-	-	-	-	-	-
D4-64TD1	-	-	ZL-4CBL4#	-	-	-	-	-	-
F3-08TAS	ZL-3CBL2#	-	-	-	-	-	-	-	-
F3-16ND3F	ZL-3CBL2#	-	-	-	-	-	-	-	-
F3-1616TA-2	ZL-3CBL2#	-	-	-	-	-	-	-	-
F4-08NE3S	-	ZL-4CBL2#	-	-	-	-	-	-	-
H2-CTRIO	ZL-2CBL2#	-	-	-	-	-	-	-	-

NOTE: # Cables are available in 0.5, 1.0 and 2.0 meter lengths. The length is designated by the last digit in the part number: (blank) = 0.5m, 1 = 1.0m, 2 = 2.0m long. Example: ZL-2CBL2-2 represents a cable length of 2 meters.

SPECIFYING AN I/O WIRING SYSTEM, (CONT.)

Compatibility Matrix Chart for 205/305/405 PLCs (cont'd)										
I/O Modules	Fuse Modules			LED Modules					Communication Adapter Boards	
	ZL-CM08TF	ZL-CM16TF1	ZL-CM16TF2	ZL-CM08L24	ZL-CM08L120	ZL-CM16L24	ZL-CM16L120	ZL-CM32L524	DN-15TB	DN-25TB
D2-08NA-1	-	-	-	-	ZL-2CBL1#	-	-	-		
D2-08ND3	-	-	-	ZL-2CBL1#	-	-	-	-	ZL-DN15TB-CBL	ZL-DN25TB-CBL
D2-16NA	-	-	-	-	-	-	ZL-2CBL2#	-		
D2-16ND3-2	-	-	-	-	-	ZL-2CBL2#	--	-		
D2-08TA	ZL-2CBL1#	-	-	-	-	-	--	-		
D2-08TD1	ZL-2CBL1#	-	-	-	-	-	--	-		
D2-08TD2	-	-	-	-	-	-	-	-		
D2-08TR	ZL-2CBL1#	--	-	-	-	-	-	-		
D2-12TA	-	ZL-2CBL2#	-	-	-	-	-	-		
D2-12TR	-	ZL-2CBL2#	-	-	-	-	-	-		
D2-16TD1-2	-	ZL-2CBL2#	-	-	-	-	-	-		
D2-16TD2-2	-	ZL-2CBL2#	-	-	-	-	--	-		
D2-32TD1	-	-	-	-	-	-	-	-		
D2-32ND3	-	-	-	-	-	-	-	ZL-4CBL4#		
D3-16NA	-	-	-	-	-	-	ZL-3CBL2#	-		
D3-16ND2-1	-	-	-	-	-	-	-	-		
D3-16ND2-2	-	-	-	-	-	-	-	-		
D3-16ND2F	-	-	-	-	-	-	-	-		
D3-16NE3	-	-	-	-	-	ZL-3CBL2#	-	-		
D3-08TA-1	-	ZL-3CBL1FR8#	-	-	-	-	-	-		
D3-16TA-2	-	ZL-3CBL2FR16#	-	-	-	-	-	-		
D3-16TD1-1	-	ZL-3CBL2FR16#	-	-	-	-	-	-		
D3-16TD1-2	-	-	ZL-3CBL3FRD16#	-	-	-	-	-		
D3-16TD2	-	ZL-3CBL2FR16#	-	-	-	-	-	-		
D4-08ND3S	-	-	-	-	-	-	-	-		
D4-16NA	-	-	-	-	-	-	ZL-4CBL2#	-		
D4-16NA-1	-	-	-	-	-	-	-	-		
D4-16ND2	-	-	-	-	-	ZL-4CBL2#	-	-		
D4-16ND2F	-	-	-	-	-	ZL-4CBL2#	-	-		
D4-16NE3	-	-	-	-	-	ZL-4CBL2#	-	-		
D4-32ND3-1	-	-	-	-	-	-	-	ZL-4CBL4#		
D4-32ND3-2	-	-	-	-	-	-	-	ZL-4CBL4#		
D4-64ND2	-	-	-	-	-	-	-	ZL-4CBL4#		
D4-16TA	-	-	ZL-4CBL2#	-	-	-	-	-		
D4-16TD1	-	-	ZL-4CBL2#	-	-	-	-	-		
D4-16TD2	-	-	ZL-4CBL2#	-	-	-	-	-		
D4-32TD1	-	-	-	-	-	-	-	-		
D4-32TD1-1	-	-	-	-	-	-	-	-		
D4-32TD2	-	-	-	-	-	-	-	-		
D4-64TD1	-	-	-	-	-	-	-	-		
F3-08TAS	-	-	-	-	-	-	-	-		
F3-16ND3F	-	-	-	-	-	-	-	-		
F4-08NE3S	-	-	-	-	-	-	-	-		

Note: The communication modules will work **only** with the DL06/250/260/350/450 bottom ports and the DL205/305/405 DCM modules.



*NOTE: 64-point modules for the DL405 require two cables per module. # Cables are available in 0.5, 1.0 and 2.0 meter lengths. The length is designated by the last digit in the part number: (blank) = 0.5m, -1 = 1.0m, 2 = 2.0m long. Example: ZL-2CBL2-2 represents a cable length of 2 meters.

SPECIFYING AN I/O WIRING SYSTEM, (CONT.)

Compatibility Matrix Chart For 05/06 PLCs				
I/O Modules	Feed-through Modules	Relay Modules	Fuse Modules	LED Modules
		ZL-CM056	ZL-CM16RL24B	ZL-CM16TF2
DO-16TD1	ZL-CBL056	ZL-CBL056FR	ZL-CBL056FR	-
DO-16TD2	ZL-CBL056	ZL-CBL056FR	ZL-CBL056FR	-
DO-16ND3	ZL-CBL056	-	-	ZL-CBL056L

CONNECTION CABLES

ZIPLink Connection Cables					
Part Number	Description	Insulation Rating	Conductor Size	Price	
Standard DL205 8 Channel					
ZL-2CBL1	DL205-8 ZIPLink cable, 1.6 ft. (0.5M)	300V 80°C	#24 AWG	\$28.00	
ZL-2CBL1-1	DL205-8 ZIPLink cable, 3.3 ft. (1.0M)	300V 80°C	#24 AWG	\$28.00	
ZL-2CBL1-2	DL205-8 ZIPLink cable, 6.5 ft. (2.0M)	300V 80°C	#24 AWG	\$30.00	
Standard DL205 16 Channel					
ZL-2CBL2	DL205-16 ZIPLink cable, 1.6 ft. (0.5M)	300V 80°C	#24 AWG	\$48.00	
ZL-2CBL2-1	DL205-16 ZIPLink cable, 3.3 ft. (1.0M)	300V 80°C	#24 AWG	\$48.00	
ZL-2CBL2-2	DL205-16 ZIPLink cable, 6.5 ft. (2.0M)	300V 80°C	#24 AWG	\$50.00	
LED/Sensor DL205 16 Channel					
ZL-2CBL2L	DL205-16, ZIPLink LED/sensor module cable, 1.6 ft. (0.5M)	300V 80°C	#24 AWG	\$38.00	
ZL-2CBL2L-1	DL205-16, ZIPLink LED/sensor module cable, 3.3 ft. (1.0M)	300V 80°C	#24 AWG	\$38.00	
ZL-2CBL2L-2	DL205-16, ZIPLink LED/sensor module cable, 6.5 ft. (2.0M)	300V 80°C	#24 AWG	\$39.00	
Standard DL305 16 Channel					
ZL-3CBL2	DL305-16 ZIPLink cable, 1.6 ft. (0.5M)	300V 80°C	#24 AWG	\$38.00	
ZL-3CBL2-1	DL305-16 ZIPLink cable, 3.3 ft. (1.0M)	300V 80°C	#24 AWG	\$30.00	
ZL-3CBL2-2	DL305-16 ZIPLink cable, 6.5 ft. (2.0M)	300V 80°C	#24 AWG	\$41.00	
LED/Sensor DL305 16 Channel					
ZL-3CBL2L	DL305-16, ZIPLink LED/sensor module cable, 1.6 ft. (0.5M)	300V 80°C	#24 AWG	\$27.00	
ZL-3CBL2L-1	DL305-16, ZIPLink LED/sensor module cable, 3.3 ft. (1.0M)	300V 80°C	#24 AWG	\$28.00	
ZL-3CBL2L-2	DL305-16, ZIPLink LED/sensor module cable, 6.5 ft. (2.0M)	300V 80°C	#24 AWG	\$32.00	
Fuse/Relay DL305 8 Channel					
ZL-3CBL1FR8	DL305-8, ZIPLink fuse/relay module cable, 1.6 ft. (0.5M)	300V 80°C	#24 AWG	\$27.00	
ZL-3CBL1FR8-1	DL305-8, ZIPLink fuse/relay module cable, 3.3 ft. (1.0M)	300V 80°C	#24 AWG	\$28.00	
ZL-3CBL1FR8-2	DL305-8, ZIPLink fuse/relay module cable, 6.5 ft. (2.0M)	300V 80°C	#24 AWG	\$32.00	
Fuse/Relay DL305 16 Channel					
ZL-3CBL2FR16	DL305-16, ZIPLink fuse/relay module cable, 1.6 ft. (0.5M)	300V 80°C	#24 AWG	\$27.00	
ZL-3CBL2FR16-1	DL305-16, ZIPLink fuse/relay module cable, 3.3 ft. (1.0M)	300V 80°C	#24 AWG	\$28.00	
ZL-3CBL2FR16-2	DL305-16, ZIPLink fuse/relay module cable, 6.5 ft. (2.0M)	300V 80°C	#24 AWG	\$32.00	
Standard DL305 16 Channel					
ZL-3CBL3	DL305-16 ZIPLink cable, 1.6 ft. (0.5M)	300V 80°C	#24 AWG	\$24.00	
ZL-3CBL3-1	DL305-16 ZIPLink cable, 3.3 ft. (1.0M)	300V 80°C	#24 AWG	\$24.00	
ZL-3CBL3-2	DL305-16 ZIPLink cable, 6.5 ft. (2.0M)	300V 80°C	#24 AWG	\$38.00	
Fuse/Relay DL305 16 Channel					
ZL-3CBL3FRD16	DL305-16, ZIPLink fuse/relay module cable, 1.6 ft. (0.5M)	300V 80°C	#24 AWG	\$24.00	
ZL-3CBL3FRD16-1	DL305-16, ZIPLink fuse/relay module cable, 3.3 ft. (1.0M)	300V 80°C	#24 AWG	\$24.00	
ZL-3CBL3FRD16-2	DL305-16, ZIPLink fuse/relay module cable, 6.5 ft. (2.0M)	300V 80°C	#24 AWG	\$27.00	
Standard DL405 16 Channel					
ZL-4CBL2	DL405-16 ZIPLink cable, 1.6 ft. (0.5M)	300V 80°C	#24 AWG	\$42.00	
ZL-4CBL2-1	DL405-16 ZIPLink cable, 3.3 ft. (1.0M)	300V 80°C	#24 AWG	\$42.00	
ZL-4CBL2-2	DL405-16 ZIPLink cable, 6.5 ft. (2.0M)	300V 80°C	#24 AWG	\$46.00	
Standard DL205 or DL405 32 Channel					
ZL-4CBL4	DL205 or DL405-32 ZIPLink cable, 1.6 ft. (0.5M)	300V 80°C	#24 AWG	\$59.00	
ZL-4CBL4-1	DL205 or DL405-32 ZIPLink cable, 3.3 ft. (1.0M)	300V 80°C	#24 AWG	\$59.00	
ZL-4CBL4-2	DL205 or DL405-32 ZIPLink cable, 6.5 ft. (2.0M)	300V 80°C	#24 AWG	\$68.00	

ZL-2CBL1xx



ZL-2CBL2xx



ZL-3CBL2xx



ZL-3CBL3xx



ZL-4CBL2xx



ZL-4CBL4xx



CONNECTION

CONNECTION CABLES (CONT.)

ZIPLink Connection Cables				
Part Number	Description	Insulation Rating	Conductor Size	Price
Communication Adapter				
ZL-DN15TB-CBL	15 pin shielded cable for DN-15TB module 6.5 ft (2M)	300V 80°C	#24 AWG	\$10.00
ZL-DN25TB-CBL	25 pin shielded cable for DN-25TB module 6 ft (1.8M)	300V 80°C	#28 AWG	\$10.00
Ready to Wire w/Pigtail End				
ZL-2CBL2-2P	DL-205-16 Ready-to-wire 20 conductor cable, 2A max/conductor 6.5 ft (2M)	300V 80°C	#24 AWG	\$25.00
ZL-3CBL3-2P	DL-305-16 Ready-to-wire 24 conductor cable, 2A max/conductor 6.5 ft (2M)	300V 80°C	#24 AWG	\$33.00
Standard DL05/06				
ZL-CBL056	Ziplink cable for DL05 and 06 16 point I/O modules to Ziplink feedthrough modules (0.5M)	300V 80°C	#24 AWG	\$21.00
ZL-CBL056L	Ziplink cable for DL05 and 06 16 point I/O LED modules (0.5M)	300V 80°C	#24 AWG	\$24.00
ZL-CBL056FR	Ziplink cable for DL05 and 06 16 point I/O fuse/relay modules (0.5M)	300V 80°C	#24 AWG	\$24.00
Standard				
ZL-DB9-CBL	Cable with 9-pin Dsub connectors on both ends, black. male/female, (2M)	300V 80°C	#28 AWG	\$7.00
ZL-DB15-CBL	Cable with 15-pin Dsub connectors on both ends, black. male/female, (2M)	300V 80°C	#28 AWG	\$8.00
ZL-DB25-CBL	Cable with 25-pin Dsub connectors on both ends, black. male/female, (2M)	300V 80°C	#28AWG	\$9.00
ZL-RJ12-CBL	Reverse-wired cable with two RJ12 connectors, black. (2M)	300V 80°C	#28 AWG	\$4.00

Note: Use ZL-DN15TB-CBL cable only for Communication Module DN-15TB; Super VGA cables will not function correctly.

ZL-2CBL2-2P*



* Can be used with any brand PLC.

ZL-CBL056L



ZL-DN15TB-CBL



ZL-DN25TB-CBL



FEED-THROUGH CONNECTOR MODULES

Feed-through modules provide low-cost and compact field wiring screw termination solutions for quickly connecting ZIPLink cables with PLCs.



ZL-CM20



ZL-CM24



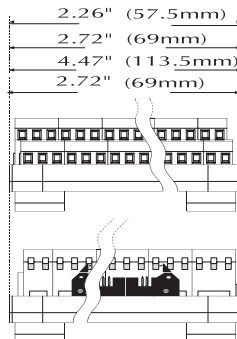
ZL-CM40



ZL-CM056

Specifications												
Feed-Through Modules	Part #	Pcs/Pkg	Price/Pkg	Part #	Pcs/Pkg	Price/Pkg	Part #	Pcs/Pkg	Price/Pkg	Part#	Pcs/Pkg	Price/Pkg
	ZL-CM20	1	\$29.00	ZL-CM24	1	\$34.00	ZL-CM40	1	\$48.00	ZL-CM056	1	\$19.00
Description	20-pole connector module with marking labels			24-pole connector module with marking labels			40-pole connector module with marking labels			Ziplink connector module for O5 and O6 PLC 16 channel I/O modules		
Approvals	UL,CUL,CE			UL,CUL,CE			UL,CUL,CE			UL,CUL,CE		
Voltage Rating	0 -132VAC/DC			0 -132VAC/DC			0 -132VAC/DC			0 -132VAC/DC		
UL/CUL File #	E197592			E197592			E197592			E197592		
Operating Voltage	0-120VAC/DC			0-120VAC/DC			0-120VAC/DC			0-120VAC/DC		
Maximum Voltage	600Vp			600Vp			600Vp			600Vp		
Max. Current (per circuit)	2 Amps			2 Amps			2 Amps			2 Amps		
Max. Current (per module)	12 Amps			12 Amps			12 Amps			12 Amps		
Number of Channels	20			24			40			24		
Terminal Block Contacts	Copper alloy, tin-lead plating											
Wire range (rated cross section)	22-14AWG (0.2-25mm ²)			22-14AWG (0.2-25mm ²)			22-14AWG (0.2-25mm ²)			22-14AWG (0.2-25mm ²)		
Wire Strip Length	0.32" (8mm)			0.32" (8mm)			0.32" (8mm)			0.32" (8mm)		
Tightening Torque	3.5 lb./in. (0.4Nm)			3.5 lb./in. (0.4Nm)			3.5 lb./in. (0.4Nm)			3.5 lb./in. (0.4Nm)		
Operating Temperature	-10°C to+50°C			-10°C to +50°C			-10°C to+50°C			-10°C to+50°C		
Dimensions (L x W x H)	2.26" w x 1.85" h x 2.17" l (57.5mm x 47mm x 2.17mm)			2.72" w x 1.85" h x 2.17" l (69mm x 47mm x 55mm)			4.47" w x 1.85" h x 2.17" l (113.5mm x 47mm x 55mm)			2.72" w x 1.85" h x 2.17" l (69mm x 47mm x 55mm)		
Accessories												
	Part #	Pcs/Pkg	Price/Pkg	Part #	Pcs/Pkg	Price/Pkg	Part #	Pcs/Pkg	Price/Pkg	Part#	Pcs/Pkg	Price/Pkg
DIN Rail	DN-R35S1	10	\$20.25	DN-R35S1	10	\$20.25	DN-R35S1	10	\$20.25	DN-R35S1	10	\$20.25
Angled Support Bracket	DN-ASB1	50	\$44.25	DN-ASB1	50	\$44.25	DN-ASB1	50	\$44.25	DN-ASB1	50	\$44.25
End Bracket	DN-EB35	50	\$35.25	DN-EB35	50	\$35.25	DN-EB35	50	\$35.25	DN-EB35	50	\$35.25
Slotted Screwdriver	DN-SS1	1	\$4.25	DN-SS1	1	\$4.25	DN-SS1	1	\$4.25	DN-SS1	1	\$4.25
Marking Labels	Included — preprinted and blank			Included — preprinted and blank			Included — preprinted and blank			Included — preprinted and blank		

ZL-CM20
ZL-CM24
ZL-CM40
ZL-CM056



CONNECTION

FUSE MODULES

Fuse modules provide fuse protection for PLC output devices. The 8 and 16-point fuse modules are supplied with replaceable fuses and protective safety covers. Use with DL05/06/205/305/405 PLCs. Commons are not isolated on ZL-CM16TF1 and ZL-CM16TF2.



ZL-CM08TF



ZL-CM16TF1



ZL-CM16TF2

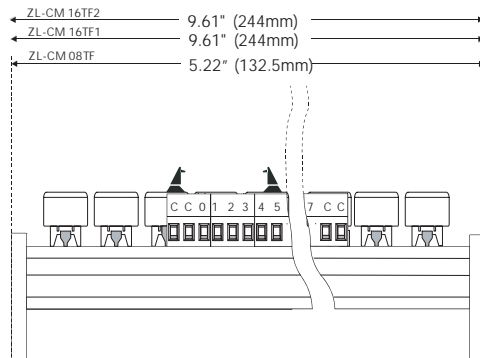
Note: Do not exceed 5 Amps maximum per common with PLC I/O modules D2-12TR, D3-16TA2, D4-16TA.

Specifications									
Fuse Modules	Part #	Pcs/Pkg	Price/Pkg	Part #	Pcs/Pkg	Price/Pkg	Part #	Pcs/Pkg	Price/Pkg
		ZL-CM08TF	1	\$49.00	ZL-CM16TF1	1	\$79.00	ZL-CM16TF2	1
Description	8-point I/O fused connector module, 20 pin IDC			16-point I/O fused connector module, 20 pin IDC			16-point I/O fused connector module, 24 pin IDC		
Approvals	UL,CUL,CE			UL,CUL,CE			UL,CUL,CE		
Voltage Rating	0 -132VAC/DC			0 -132VAC/DC			0 -132VAC/DC		
Maximum Peak Voltage	600Vp			600Vp			600Vp		
Number of Channels	8			16			16		
Maximum Current (per Circuit)	2A			2A			2A		
Maximum Current (per Module)	12A			16A			16A		
# of Terminals per Device Common	1			2			2		
Terminal Block Contacts	Copper alloy, tin-lead plating								
Wire Range (Rated Cross Section)	14-22 AWG (0.2-2.5mm ²)			14-22 AWG (0.2-2.5mm ²)			14-22 AWG (0.2-2.5mm ²)		
Wire Strip Length	0.32" (8mm)			0.32" (8mm)			0.32" (8mm)		
Tightening Torque	3.5-4.5 lb/in. (0.38-0.50 Nm)			3.5-4.5 lb/in. (0.38-0.50 Nm)			3.5-4.5 lb/in. (0.38-0.50 Nm)		
Operating Temperature Range	-10°C to +50°C			-10°C to +50°C			-10°C to +50°C		
Storage temperature	-10°C to +50°C			-10°C to +50°C			-10°C to +50°C		
Protection	IP00			IP00			IP00		
Replaceable Fuse Size*	5x20mm			5x20mm			5x20mm		
Dimensions (L x W x H)	3.66"x2.48"x5.22"			3.66"x2.48"x9.61"			3.66"x2.48"x9.61"		

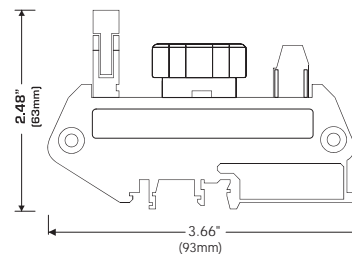
Accessories									
	Part #	Pcs/Pkg	Price/Pkg	Part #	Pcs/Pkg	Price/Pkg	Part #	Pcs/Pkg	Price/Pkg
DIN Rail	DN-R35S1	10	\$20.25	DN-R35S1	10	\$20.25	DN-R35S1	10	\$20.25
Angled Support Bracket	DN-ASB1	50	\$44.25	DN-ASB1	50	\$44.25	DN-ASB1	50	\$44.25
End Bracket	DN-EB35	50	\$35.25	DN-EB35	50	\$35.25	DN-EB35	50	\$35.25
Slotted Screwdriver	DN-SS1	1	\$4.25	DN-SS1	1	\$4.25	DN-SS1	1	\$4.25
Fuse kit	ZL-FUSE-KIT	Assorted fuses	\$16.00	ZL-FUSE-KIT	Assorted fuses	\$16.00	ZL-FUSE-KIT	Assorted fuses	\$16.00

*Such as a Ferraz Shawmut GDG2 or Bussman GDC-2A TimeLag fuse or equivalent

ZL-CM16TF2
ZL-CM16TF1
ZL-CM08TF



Dimensions



DC-POWERED RELAY MODULES

Our DC-powered relay modules provide isolation, switch high current (10A) loads, are offered in 8 or 16 points, and include diode protection to prevent voltage spikes at the relay coil from damaging connected PLC I/O modules.

Relays included.



ZL-CM08RL24



ZL-CM16RL24A

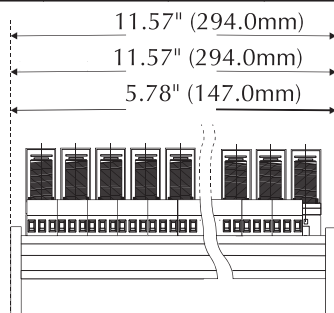


ZL-CM16RL24B

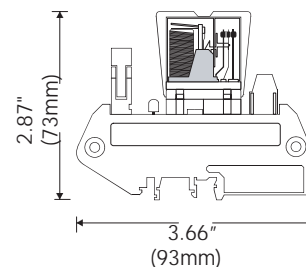
Specifications									
DC Relay Modules	Part #	Pcs/Pkg	Price/Pkg	Part #	Pcs/Pkg	Price/Pkg	Part #	Pcs/Pkg	Price/Pkg
		ZL-CM08RL24	1	\$99.00	ZL-CM16RL24A	1	\$191.00	ZL-CM16RL24B	1
Description	8-channel relay module w/LEDs			16-channel relay module w/LEDs, 20 pin IDC			16-channel relay module w/LEDs, 24 pin IDC		
Approvals	UL/CUL/CE			UL/CUL/CE			UL/CUL/CE		
Operating Range, Coil	19.4-26.4 VDC			19.4-26.4 VDC			19.4-26.4 VDC		
Input Current per Channel	25mA ±5%			25mA ±5%			25mA ±5%		
Coil Supply Voltage	24VDC±5%			24VDC±5%			24VDC±5%		
Coil Supply Current Max	200mA (total 8 modules)			400mA (total 16 modules)			400mA (total 16 modules)		
Pickup Current	16.7mA			16.7mA			16.7mA		
OFF to ON/ON to OFF Response	15ms/5ms			15ms/5ms			15ms/5ms		
Switching Speed	60Hz			60Hz			60Hz		
Terminal Block Contact	Copper alloy, tin-lead plating								
Contact Type	1 Form C (SPDT)			1 Form C (SPDT)			1 Form C (SPDT)		
Contact Voltage (per point)	250VAC/30VDC			250VAC/30VDC			250VAC/30VDC		
Contact Current (per point)	10A			10A			10A		
Life Mechanical Contact	2x10 ⁶			2x10 ⁶			2x10 ⁶		
Maximum Switching Voltage	400VAC 125VDC			400VAC 125VDC			400VAC 125VDC		
Maximum Current for Relay	10A			10A			10A		
Maximum Power, Inductive	AC 1500VA, DC 150W			AC 1500VA, DC 150W			AC 1500VA, DC 150W		
Maximum Power, Resistive	AC 2500VA, DC 300W			AC 2500VA, DC 300W			AC 2500VA, DC 300W		
Minimum Load	100mA 5VDC			100mA 5VDC			100mA 5VDC		
Channel to Channel/Contact Isolation	1000VAC (up to 1 min.)			1000VAC (up to 1 min.)			1000VAC (up to 1 min.)		
Coil/Contact Isolation	2500VAC (up to 1min.)			2500VAC (up to 1min.)			2500VAC (up to 1min.)		
Operating Temperature	-10°C to +45°C			-10°C to +45°C			-10°C to +45°C		
Dimensions (L x W x H)	5.78"x3.66"x 2.87"			11.574 x3.66"x 2.87"			11.57"x3.66"x2.87"		

Accessories									
	Part #	Pcs/Pkg	Price/Pkg	Part #	Pcs/Pkg	Price/Pkg	Part #	Pcs/Pkg	Price/Pkg
DIN Rail	DN-R35S1	10	\$20.25	DN-R35S1	10	\$20.25	DN-R35S1	10	\$20.25
Angled Support Bracket	DN-ASB1	50	\$44.25	DN-ASB1	50	\$44.25	DN-ASB1	50	\$44.25
End Bracket	DN-EB35	50	\$35.25	DN-EB35	50	\$35.25	DN-EB35	50	\$35.25
Slotted Screwdriver	DN-SS1	1	\$4.25	DN-SS1	1	\$4.25	DN-SS1	1	\$4.25
DC Relays (24VDC)	ZL-RELAY-24	10	\$29.00	ZL-RELAY-24	10	\$29.00	ZL-RELAY-24	10	\$29.00
Relay Kit	ZL-RELAY-KIT	10	\$7.00	ZL-RELAY-KIT	10	\$7.00	ZL-RELAY-KIT	10	\$7.00

ZL-CM16RL24A
ZL-CM16RL24B
ZL-CM08RL24



Dimensions



CONNECTION

AC-POWERED RELAY MODULES

Our AC-powered relay modules provide isolation, switch high current (10A) loads, are offered in 8 or 16 points, and include diode protection to prevent voltage spikes at the relay coil from damaging connected PLC I/O modules.

Relays included.

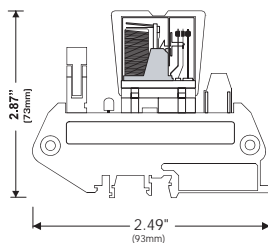


ZL-CM08RL120

ZL-CM16RL120A

ZL-CM16RL120B

Specifications									
AC Powered Relay Modules	Part #	Pcs/Pkg	Price/Pkg	Part #	Pcs/Pkg	Price/Pkg	Part #	Pcs/Pkg	Price/Pkg
	ZL-CM08RL120	1	\$137.00	ZL-CM16RL120A	1	\$186.00	ZL-CM16RL120B	1	\$199.00
Description	8-channel relay module w/LEDs, 120VAC, 20-pin IDC			16-channel relay module w/LEDs, 120VAC, 20-pin IDC			16-channel relay module w/LEDs, 120VAC, 24-pin IDC		
Approvals	UL,CUL,CE			UL,CUL,CE			UL,CUL,CE		
Contact Type	1 Form C (SPDT)			1 Form C (SPDT)			1 Form C (SPDT)		
Contact Rated Current	10A			10A			10A		
Terminal Block Contacts	Copper alloy, tin-lead plating								
Maximum Switching Voltage	400VAC			400VAC			400VAC		
Material Contact	Ag/Ni			Ag/Ni			Ag/Ni		
Contact Voltage (per point)	250VAC/30VDC			250VAC/30VDC			250VAC/30VDC		
Max Power, Inductive	AC 1500VA, DC 150W			AC 1500VA, DC 150W			AC 1500VA, DC 150W		
Max Power, Resistive	AC 2500VA, DC 300W			AC 2500VA, DC 300W			AC 2500VA, DC 300W		
Minimum Load	100Ma 5VDC			100Ma 5VDC			100Ma 5VDC		
Mechanical Life	2X10 ⁶ cycles			2X10 ⁶ cycles			2X10 ⁶ cycles		
Coil/Contact Isolation	2000Vrms (up to 1min)			2000Vrms (up to 1min)			2000Vrms (up to 1min)		
Input Voltage	88-130VAC 50-60Hz			88-130VAC 50-60Hz			88-130VAC 50-60Hz		
Total Input Current	60mA			60mA			15mA		
Coil Supply Voltage	120VAC -20%/+10%, 50-60hz			120VAC -20%/+10%, 50-60hz			120VAC -20%/+10%, 50-60hz		
Operate/Release Time	15ms/10ms			15ms/10ms			15ms/10ms		
LED Indicator Current	2mA			2mA			2mA		
Operating Temperature	-10°C to +45°C			-10°C to +45°C			-10°C to +45°C		
Dimensions (L x W x H)	5.78"x2.30"x2.87" (With Relay)			11.57"x2.30"x2.87" (With Relay)			11.57x2.30"x2.87" (With Relay)		
Accessories									
	Part #	Pcs/Pkg	Price/Pkg	Part #	Pcs/Pkg	Price/Pkg	Part #	Pcs/Pkg	Price/Pkg
DIN Rail	DN-R35S1	10	\$20.25	DN-R35S1	10	\$20.25	DN-R35S1	10	\$20.25
Angled Support Bracket	DN-ASB1	50	\$44.25	DN-ASB1	50	\$44.25	DN-ASB1	50	\$44.25
End Bracket	DN-EB35	50	\$35.25	DN-EB35	50	\$35.25	DN-EB35	50	\$35.25
Slotted Screwdriver	DN-SS1	1	\$4.25	DN-SS1	1	\$4.25	DN-SS1	1	\$4.25
AC Relays (120VAC)	ZL-RELAY-120	10	\$48.00	ZL-RELAY-120	10	\$48.00	ZL-RELAY-120	10	\$48.00



ZL-CM16RL120A
ZL-CM16RL120B
ZL-CM08RL120

