

Introduction to the D4-470

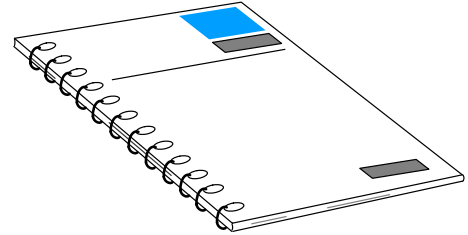
In This Chapter. . . .

- About this Manual
 - Overview of the D4-470
 - Configuration Choices
 - Accessories
-

Manual Overview

Purpose of this Manual

This manual describes the use and functionality of the **D4-470** Industrial PC. In the manual you will find specifications as well as application information. This manual is necessarily limited to the use of the product as it is configured by us. The many modifications that could be made to the D4-470 product cannot be covered here in detail. Some generic information is provided, however, to illustrate how modifications are made in general terms (e.g. installing third-party accessory boards).



Other Reference Materials

In addition to this User Manual, you will receive at least two reference manuals with the D4-470. One is for the Operating System loaded on your D4-470, either Windows® 98, Windows® 2000 or Windows® NT. The other is for the CPU-board that is built into the unit you purchased.

Note: The CPU-board was set-up at the assembly point. You will not need to alter the setup unless modifications you are making require it.

You may also find the following manuals to be useful:

- Think & Do Software Learning Guide
- Lookout *Direct* (included with D4-470-LK)
- D2-INST-M or D4-INST-M Installation and I/O Manuals
- D2-ANLG-M or D4-ANLG-M for users of analog modules

Who Should Read This Manual

If you understand the basics about PCs and need to install the D4-470 or program an application to run on the D4-470, you should read this manual.

Technical Support

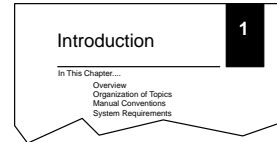
We strive to make our manuals the best in the industry. We rely on your feedback to let us know if we are reaching our goal. If you cannot find the solution to your particular application, or, if for any reason you need additional technical assistance, please call us at **770-844-4200**. Our technical support group is glad to work with you in answering your questions. They are available **weekdays from 9:00 a.m. to 6:00 p.m. Eastern Time**.

We also encourage you to visit our website where you can find technical and non-technical information about our products and our company.

<http://www.automationdirect.com>


Key Topics for Each Chapter

The beginning of each chapter will list the key topics that can be found in that chapter.




Chapters

Below is a table showing a summary of contents provided within each section of this manual. The manual is organized into the following chapters:




Introduction

presents the basic features of the D4-470 including a description of the six part numbers that make up the D4-470 product offering and a list of the accessories that come with the D4-470.



Installation, Wiring, and Specifications


explains what you need to consider before mounting and wiring the D4-470, describes the connections for power wiring and communications to other devices, and presents specifications for the D4-470.



Installing Hardware Accessories

gives you a generic overview of the steps to take when adding third-party accessory boards in the ISA and PCI expansion slots. It also addresses connecting an internally powered CD-ROM drive.

Appendices



European Directives (CE)

provides CE information.

Special Symbols:



When you see the “exclamation mark” icon in the left-hand margin, the paragraph to its immediate right will be a **warning**. This information could prevent injury, loss of property, or even death.



When you see the “notepad” icon in the left-hand margin, the paragraph to its immediate right will be a **special note**. The word **NOTE:** in boldface will mark the beginning of the text.

D4-470 Overview

The D4-470 is an industrial PC intended for use with PC-based Control or Human Machine Interface (HMI) applications. It is compatible with **DirectLogic** I/O, but it can also be used with other input and output devices.


Compact Size

The D4-470's compact size allows it to fit comfortably into industrial control panels. The D4-470 offers hard and floppy disk drives, expansion slots and ports similar to a typical mini- or mid-tower PC. See the full specifications beginning on page 2-7.



Pentium Processor

The D4-470 comes with a 400MHz Pentium processor mounted in a ZIF socket to make upgrade possible. It ships with 128MB of RAM, expandable to 768MB. It has 4MB of Video RAM.



High-Speed I/O Connection

The on-board Ethernet port allows easy connection to the H2-EBC or H4-EBC and associated I/O. Use a hub to connect to multiple EBC's or use the H4-EBC's ability to connect to Expansion Bases.

Configuration Choices

The D4-470 Industrial PC is available in **six** configurations:



The **D4-470-98** comes with Windows® 98 preloaded.



The **D4-470-2K** comes with Windows® 2000 preloaded.



The **D4-470-NT** comes with Windows® NT preloaded.



The **D4-470-LKD** comes with Windows® 98 and the Lookout **Direct** Development Package preloaded.

The **D4-470-LKR** comes with Windows 98 and the Lookout **Direct** Runtime Package preloaded.



The **D4-470-2K-TDL** comes with Windows® NT and Think & Do Studio preloaded.

Accessories

In addition to the preloaded software, all models of the D4-470 come with the following features or accessories:

- Standard 101-key AT-style keyboard
 - Two button mouse
 - PS/2 Y-adapter used to connect the keyboard and mouse to the single PS/2 port
 - Ribbon cables provided for connecting an additional IDE Device to the CPU-board (SCSI not supported)
 - Floppy disks with various utility programs. Necessary drivers have been preloaded. There is no need to install additional drivers to operate the D4-470 in its standard configuration.
 - Manufacturer's reference manual for the CPU-board
-