

# EXPANSION ASSEMBLY INSTALLATION P/N EA-EXP-OPT

**Read all instructions first!**



**WARNING:** This procedure should only be performed by qualified personnel who are experienced in working with electronic equipment. Disconnect input power to the touch panel before proceeding. To prevent damage to the internal touch panel module connectors, do NOT attempt to remove the Expansion Assembly without first removing all installed modules.



**NOTE:** EA-EXP-OPT IS COMPATIBLE WITH EA7 SERIES TOUCH PANELS ONLY. EA-EXP-OPT WILL NOT FIT EA9 SERIES PANELS




**1**  
**Preparation:** Place the touch panel face down on a lint-free soft surface to prevent scratching the display screen if not already installed in a control cabinet.



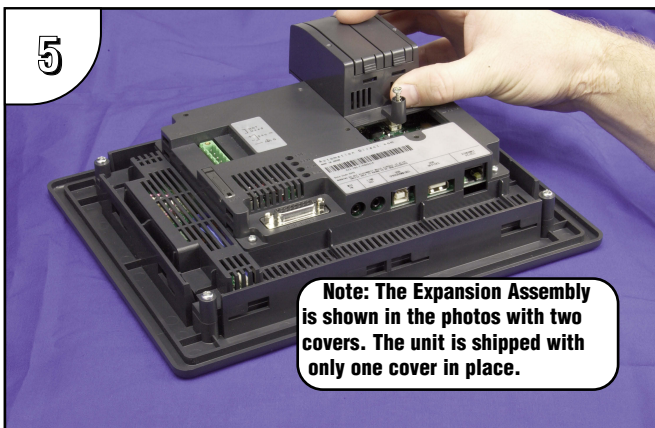
**2**  
Remove expansion area cover by pressing down on the left and right line markings and at the same time, slide the cover in the direction of the embossed arrow.



**3**  
The cover will stop at the "Remove" position indicated by a tic mark on the cover lining up with the "Remove" tic mark on the panel. At this position, lift the cover up.




**4**  
Position the expansion assembly over the opening so that the tic mark to the right of the fastening screw lines up with the "Remove" tic mark.



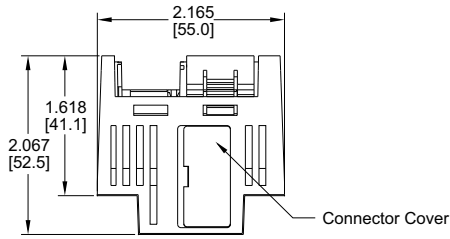
**Note:** The Expansion Assembly is shown in the photos with two covers. The unit is shipped with only one cover in place.

**5**  
Slide the expansion assembly in a downward direction until the tic marks at the home position line up.

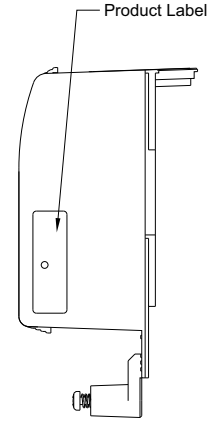
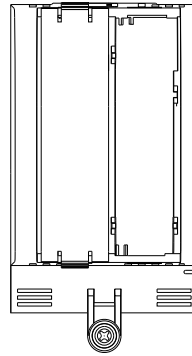
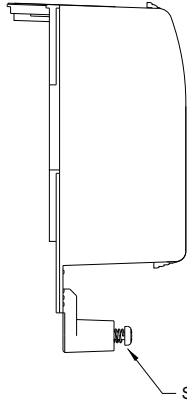
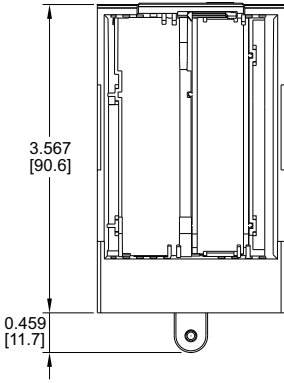


**6**  
Secure the Expansion Assembly to the touch panel by tightening the spring loaded captive M3-20 screw to a torque of 50 oz-in [0.35 Nm].

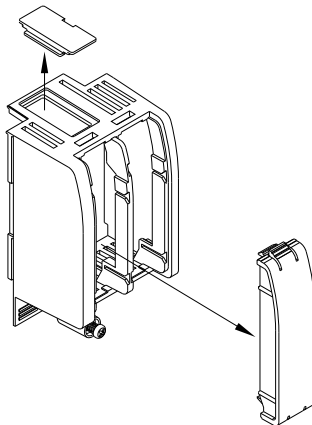
## Expansion Assembly Dimensions:



Units: inches [mm]



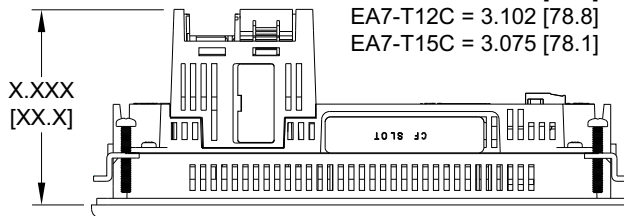
## Expansion Assembly Details:



## Panel Depth with Expansion Assembly Installed:

Units: inches[mm]

- EA7-S6M = 2.921 [74.2]
- EA7-T6CL = 2.921 [74.2]
- EA7-T8C = 3.157 [80.2]
- EA7-T10C = 3.106 [78.9]
- EA7-T12C = 3.102 [78.8]
- EA7-T15C = 3.075 [78.1]



1-800-633-0405

www.automationdirect.com/c-more