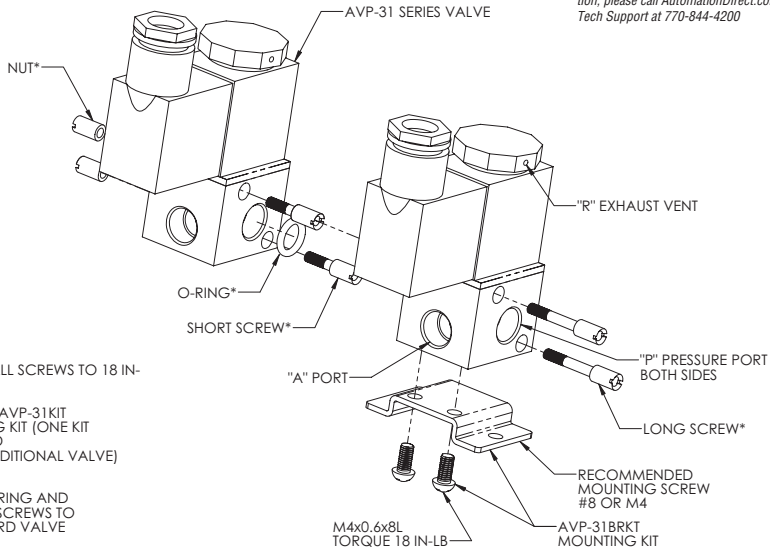


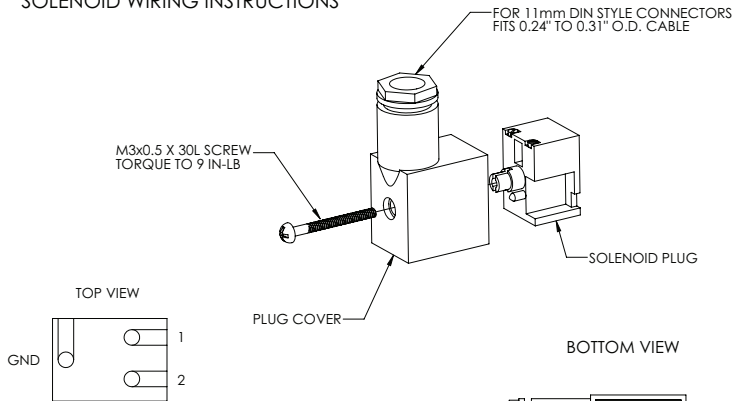
INSTALLATION INSTRUCTIONS NITRA STACKING SOLENOID VALVES

If you have any questions concerning the installation or operation of this equipment, or if you need additional information, please call AutomationDirect.com Tech Support at 770-844-4200



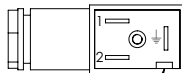
- TORQUE ALL SCREWS TO 18 IN-LB
- *PARTS IN AVP-31KIT STACKING KIT (ONE KIT REQUIRED EACH ADDITIONAL VALVE)
- USE (1) O-RING AND (2) LONG SCREWS TO ADD A THIRD VALVE (TYPICAL)

SOLENOID WIRING INSTRUCTIONS



- USE 22-14 AWG STRANDED WIRE. TORQUE TERMINALS TO 4 IN-LB.
- FOR DC VALVES
1 = DC+
2 = DC-
- FOR AC VALVES,
THE SOLENOID IS NOT
POLARITY SENSITIVE

BOTTOM VIEW



TO ACCESS TERMINALS,
REMOVE SCREW AND
INSERT FLAT SCREWDRIVER
HERE TO OPEN.