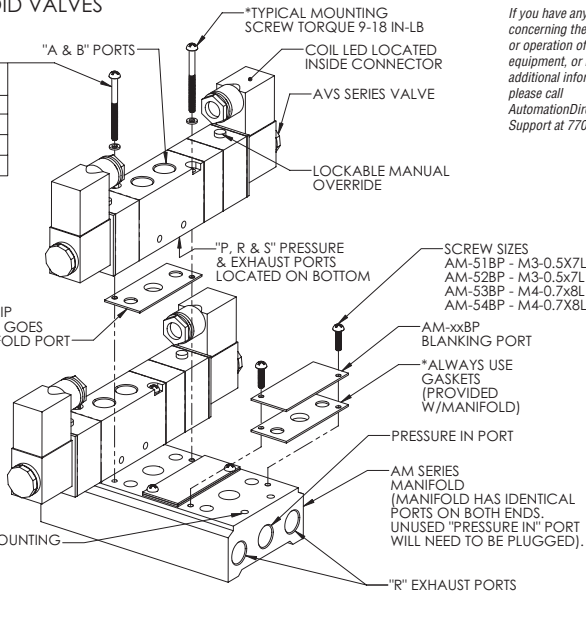


INSTALLATION INSTRUCTIONS NITRA AVS-5 SERIES SOLENOID VALVES

VALVE SERIES	SCREW SIZE
AVS-51	M3-0.5x28L
AVS-52	M3-0.5x38L
AVS-53	M4-0.7x42L
AVS-54	M4-0.7x50L

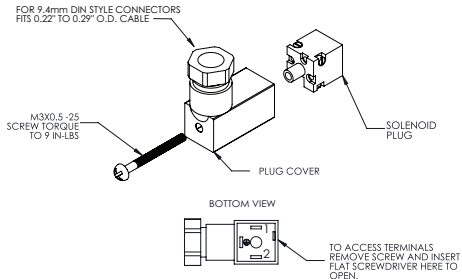


If you have any questions concerning the installation or operation of this equipment, or if you need additional information, please call AutomationDirect.com Tech Support at 770-844-4200

*VALVE MOUNTING SCREWS AND GASKETS ARE SUPPLIED WITH AM SERIES MANIFOLD

RECOMMENDED MOUNTING SCREWS:
 AM-51 - #8 OR M4
 AM-52 - #8 OR M4
 AM-53 - #8 OR M4
 AM-54 - #10 OR M5

AVS-51 Series 9.4 mm DIN

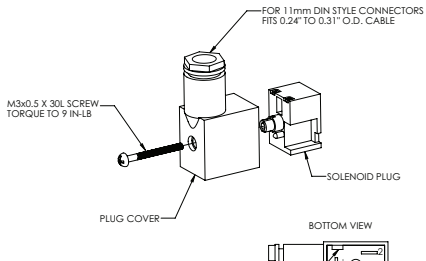


TOP VIEW

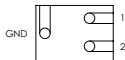


- USE 22-14 AWG STRANDED WIRE. TORQUE TERMINALS TO 4 IN.-LB.
- FOR DC VALVES
1 = DC+
2 = DC-
- FOR AC VALVES,
THE SOLENOID IS NOT
POLARITY SENSITIVE

AVS-52, -53, -54 Series 11mm DIN



TOP VIEW



- USE 22-14 AWG STRANDED WIRE. TORQUE TERMINALS TO 4 IN.-LB.
- FOR DC VALVES
1 = DC+
2 = DC-
- FOR AC VALVES,
THE SOLENOID IS NOT
POLARITY SENSITIVE