



Step 1

Top support assembly




Step 2

Base support assembly



Step 3

Male and Female mating



Step 4

Assembly on DIN rail

